



Personal Health Choices

Calendar Year 2022 through 2024

Book 5 — General Acute Care Hospitals, Other Outpatient Services

Presented by
Comagine Health and Nevada Health Authority



Table of Contents

Foreword	iii
Introduction	iv
Berenson-Eggers Type of Service (BETOS) Codes	iv
Additional Information	iv
Report Navigation	v
General Acute Care Hospitals	v
BETOS Groups – Discussion and Graphics	7
1. Echocardiography	8
2. Diagnostic Upper Gastrointestinal Endoscopy or Intubation.....	11
3. Level I Fetal Procedures	14
4. Mammography.....	17
5. Diagnostic Ultrasound Except Obstetrical and Vascular of Lower Extremities.....	20
6. Magnetic Resonance Imaging (MRI), Back	23
7. Computed Tomography (CT) Scan, Abdomen	26
8. Organ or Disease Oriented Panels; Complete Blood Work.....	29
9. Other Tests	32

Foreword

Personal Health Choices is a joint publication of the Comagine Health and the Nevada Health Authority. This report presents general acute care hospital outpatient billing records data for 15 common outpatient services, excluding emergency department visits and outpatient surgeries, as reported by Nevada’s general acute care hospitals that discharged patients within the period.

The data are available through the standard uniform billing form, which is used by hospitals to bill for their hospital charges. The data include patients who were admitted to a hospital for an outpatient service other than an emergency department visit or outpatient surgery. The data identify billed charges, not the actual payments received by the hospital.

The data were compiled by Comagine Health using information from outpatient hospital billing records. This information was gathered and analyzed as part of a contractual agreement between the Department of Health and Human Services and Comagine Health under the authority granted in Section 439B of the Nevada Revised Statutes. Comagine Health reviews the data and requests corrections when errors are found. It is not possible to detect all errors. Comagine Health is not responsible for errors that cannot be found by a review.

UB-04 Manual. OFFICIAL UB-04 DATA SPECIFICATIONS MANUAL and THE UB-04 DATA FILE, 2022 and 2023, is copyrighted by American Hospital Association (“AHA”), Chicago, Illinois. No portion of OFFICIAL UB-04 MANUAL or THE UB-04 DATA FILE, may be reproduced, sorted in a retrieval system, or transmitted, in any form or by any means, electronic, mechanical, photocopying, recording or otherwise, without prior express, written consent of AHA.

Comagine Health

Data Solutions Department
10700 Meridian Ave N Suite 300,
Seattle, WA 98133
Telephone: (206) 364-9700

Nevada Health Authority

4070 Silver Sage Drive
Carson City, NV 89701
Telephone: (775) 684-3676

Personal Health Choices, Calendar Year 2022 through 2024

Book 5 – General Acute Care Hospitals, Other Outpatient Services
Published September 2025

Introduction

Book 5 of Personal Health Choices compares 38 of Nevada's general acute care hospitals with respect to 15 common outpatient services, defined by Berenson-Eggers Type of Service (BETOS) Codes using CPT and HCPCS procedure codes (BETOS: see below). The definitions to all BETOS used in this report can be found on the narrative page for each BETOS grouping.

Berenson-Eggers Type of Service (BETOS) Codes

Berenson-Eggers Type of Service (BETOS) BETOS was developed to group ambulatory CPT and HCPCS procedures into meaningful reporting categories.

For this report, Comagine Health grouped specific BETOS codes into 15 common categories of outpatient services that would be provided by acute care hospitals.

For more information on BETOS codes please visit www.cms.gov/Research-Statistics-Data-and-Systems/Statistics-Trends-and-Reports/MedicareFeeforSvcPartsAB/downloads/betosdescodes.pdf

Additional Information

Personal Health Choices is intended as a source of information regarding the billed charges of hospitals in Nevada and should not be construed as a definitive guide for selecting a hospital to receive medical care. The financial information in this report is based on the hospital billed charges and not the amount that was actually paid to the hospital. Billed charges and paid amounts can differ significantly. This report provides the reader information about one component of health care pricing – hospital charges for outpatient surgeries. Professional physician and other non-hospital inpatient ancillary health care services are not covered in this report.

Report Navigation

This report includes outpatient services (excluding emergency department visits and outpatient surgeries) from acute care hospitals where the discharge occurred from calendar year 2022 through calendar year 2024.

Each BETOS group is introduced with a short narrative that describes the BETOS codes included in the group. The narrative information is based on the available data and contains information related to the outpatient service.

After the narrative, a series of tables and charts are presented that include the number of discharges and the average billed per discharge for the BETOS group. The first table presents statewide averages along with gender and age breakdowns. The first table is followed by three charts to illustrate that same information. Following the charts will be three tables that contain the information by hospital for Clark County, Carson City/Washoe County and rural counties.

It should be noted that when comparing hospitals, information based on small numbers of cases cannot provide a reliable statistical base upon which information can reflect a given hospital's experience. Rows that include five or fewer discharges are suppressed in this report, but caution should still be used when interpreting the data.

Further, physician charges (including those of surgeons) are normally separate from hospital charges, except in rural areas where some physician services -- such as radiology, anesthesia, and laboratory tests -- may be included in the hospital charges.

Comagine Health receives patient discharge records directly from all the hospitals included in this report.

General Acute Care Hospitals

Hospital Name	Address	Phone Number	County
Banner Churchill Community Hospital	801 E. Williams Ave, Fallon, NV 89406	(775) 423-3151	Churchill
Battle Mountain General Hospital	535 Humboldt St., Battle Mountain, NV 89820	(775) 635-2550	Lander
Boulder City Hospital	901 Adams Blvd., Boulder City, NV 89005	(702) 293-4111	Clark
Carson Tahoe Regional Medical Center	1600 Medical Parkway, Carson City, NV 89703	(775) 445-8000	Carson City
Carson Valley Medical Center	1107 Highway 395, Gardnerville, NV 89410	(775) 782-1500	Douglas
Centennial Hills Hospital Medical Center	6900 N. Durango Drive, Las Vegas, NV 89149	(702) 835-9700	Clark
Desert View Regional Medical Center	360 S. Lola Lane, Pahrump, NV 89048	(775) 751-7500	Nye
Dignity Health — St. Rose Dominican Blue Diamond, LLC	4855 Blue Diamond Road, Las Vegas, NV 89139	(702) 216-7305	Clark
Dignity Health — St. Rose Dominican Craig Ranch, LLC	1550 W. Craig Road, North Las Vegas, NV 89032	(702) 777-3615	Clark
Dignity Health — St. Rose Dominican Sahara, LLC	4980 W. Sahara Ave., Las Vegas, NV 89146	(702) 216-7365	Clark
Dignity Health — St. Rose Dominican West Flamingo, LLC	9880 W. Flamingo Road, Las Vegas, NV 89147	(702) 216-7335	Clark
Grover C Dils Medical Center	700 N. Spring St., Caliente, NV 89008	(775) 726-3171	Lincoln
Henderson Hospital	1050 W Galleria Drive, Henderson, NV 89011	(702) 963-7000	Clark

Hospital Name	Address	Phone Number	County
Humboldt General Hospital	118 E. Haskell St., Winnemucca, NV 89445	(775) 623-5222	Humboldt
Incline Village Community Hospital	880 Alder Ave., Incline Village, NV 89451	(775) 833-4100	Washoe
Mesa View Regional Hospital	1299 Bertha Howe Ave., Mesquite, NV 89027	(702) 346-8040	Clark
Mount Grant General Hospital	200 S. A St, Hawthorne, NV 89415	(775) 945-2461	Mineral
Mountain View Hospital	3100 N. Tenaya Way, Las Vegas, NV 89128	(702) 962-5000	Clark
North Vista Hospital	1409 E. Lake Mead Blvd., North Las Vegas, NV 89030	(702) 649-7711	Clark
Northeastern Nevada Regional Hospital	2001 Errecart Blvd., Elko, NV 89801	(775) 738-5151	Elko
Northern Nevada Medical Center	2375 E. Prater Way, Sparks, NV 89434	(775) 331-7000	Washoe
Northern Nevada Sierra Medical Center	625 Innovation Dr, Reno, NV 89511	(775) 799-7320	Washoe
Pershing General Hospital	855 Sixth St., Lovelock, NV 89419	(775) 273-2621	Pershing
Renown Regional Medical Center	1155 Mill St., Reno, NV 89502	(775) 982-4100	Washoe
Renown South Meadows Medical Center	10101 Double R Blvd., Reno, NV 89521	(775) 982-7000	Washoe
Saint Mary's Regional Medical Center	235 W Sixth St, Reno, NV 89506	(775) 770-3000	Washoe
South Lyon Medical Center	213 Whitacre St., Yerington, NV 89447	(775) 463-2301	Lyon
Southern Hills Hospital and Medical Center	9300 W. Sunset Road, Las Vegas, NV 89148	(702) 916-5000	Clark
Spring Valley Hospital Medical Center	5400 S. Rainbow Blvd., Las Vegas, NV 89118	(702) 853-3000	Clark
St. Rose Dominican Hospitals — Rose de Lima Campus	102 E Lake Mead Pkwy, Henderson, NV 89015	(702) 564-2622	Clark
St. Rose Dominican Hospitals — San Martin Campus	8280 W. Warm Springs Road, Las Vegas, NV 89113	(702) 492-8000	Clark
St. Rose Dominican Hospitals — Siena Campus	3001 St Rose Parkway, Henderson, NV 89052	(702) 616-5000	Clark
Summerlin Hospital Medical Center	657 Town Center Drive, Las Vegas, NV 89144	(702) 233-7000	Clark
Sunrise Hospital and Medical Center	3186 S. Maryland Parkway, Las Vegas, NV 89109	(702) 731-8000	Clark
University Medical Center of Southern Nevada	1800 W. Charleston Blvd., Las Vegas, NV 89012	(702) 383-2000	Clark
Valley Hospital Medical Center	620 Shadow Lane Las Vegas, NV 89106	(702) 388-4000	Clark
William Bee Ririe Hospital	1500 Avenue H, Ely, NV 89301	(775) 289-3001	White Pine

BETOS Groups – Discussion and Graphics

1. Echocardiography

BETOS: 00081 - Echocardiography;

Definitions: **Hypertension:** High blood pressure. **Mitral valve:** A valve of the heart, composed of two triangular flaps, that is located between the left atrium and left ventricle and regulates blood flow between these chambers. **Cardiomegaly:** Abnormal enlargement of the heart from either hypertrophy or dilatation. **Tricuspid valve:** The three-segmented valve of the heart that keeps blood in the right ventricle from flowing back into the right atrium. **Aortic valve:** The semilunar valve separating the aorta from the left ventricle that prevents blood from flowing back into the left ventricle. **Palpitations:** A sensation in which a person is aware of an irregular, hard, or rapid heartbeat. **Atherosclerosis:** The build up of a waxy plaque on the inside of blood vessels.

Table ECH1A. Nevada General Acute Hospitals by Gender and Age Group

Nevada State Demographic	2022 Discharges		2023 Discharges		2024 Discharges	
	Discharges	Avg Bill per Discharge	Discharges	Avg Bill per Discharge	Discharges	Avg Bill per Discharge
Female	22,201	\$2,625	25,083	\$2,606	29,990	\$2,760
Male	20,277	\$2,671	24,465	\$2,574	28,779	\$2,737
Unknown	13	\$5,257	11	\$2,356	11	\$2,175
Age < 1	216	\$1,563	300	\$1,300	251	\$1,479
Ages 1-18	659	\$1,621	747	\$1,748	861	\$1,763
Ages 19-34	0	NR	0	NR	0	NR
Ages 35-64	13,293	\$2,754	16,935	\$2,627	19,292	\$2,660
Ages 65+	19,269	\$2,923	28,133	\$2,606	34,413	\$2,862
Unknown	5,996	\$1,582	< 5*	< 5*	< 5*	< 5*
State Total	39,433	\$2,633	46,118	\$2,591	54,818	\$2,767

* There were fewer than 5 discharges for this row, so data was suppressed.

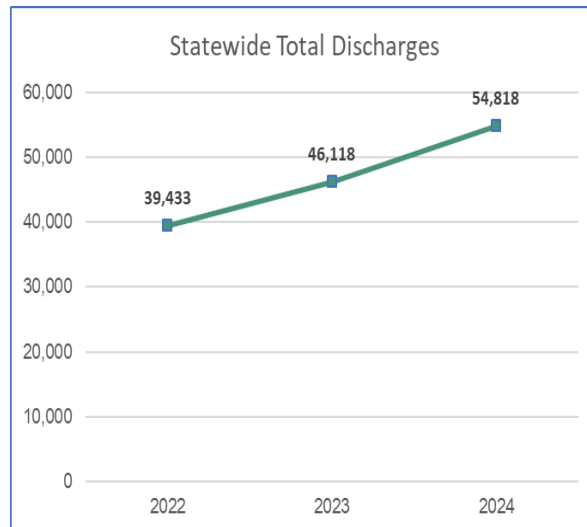


Chart TH 1-A Patient Discharges (Cases)

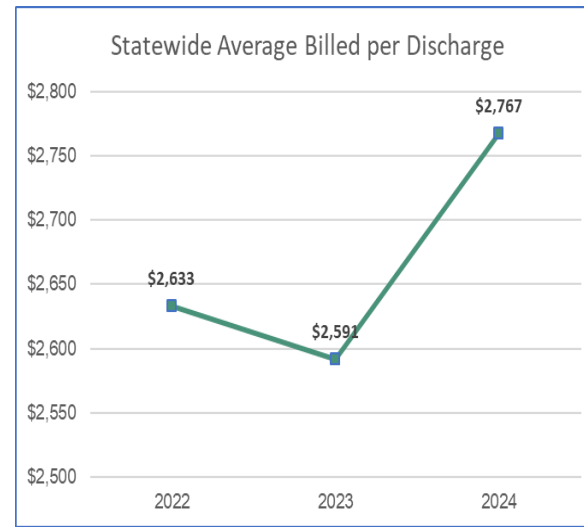


Chart TH 1-B Average Billed Charges (Avg Bill)

Table ECH1B. Clark County General Acute Hospitals

Clark County Hospitals	2022 Discharges		2023 Discharges		2024 Discharges	
	Discharges	Avg Bill per Discharge	Discharges	Avg Bill per Discharge	Discharges	Avg Bill per Discharge
Boulder City Hospital	42	\$3,140	85	\$1,675	116	\$1,989
Centennial Hills Hospital Medical Center	202	\$9,352	87	\$9,238	92	\$10,616
Dignity Health - St. Rose Dominican Blue Diamond, LLC	0	NR	0	NR	0	NR
Dignity Health - St. Rose Dominican Craig Ranch, LLC	0	NR	0	NR	0	NR
Dignity Health - St. Rose Dominican Sahara, LLC	< 5*	< 5*	0	NR	0	NR
Dignity Health - St. Rose Dominican West Flamingo, LLC	0	NR	0	NR	0	NR
Henderson Hospital	110	\$7,197	102	\$7,710	105	\$10,398
Mesa View Regional Hospital	538	\$1,536	650	\$1,526	1,075	\$1,983
Mountain View Hospital	1,958	\$5,591	2,405	\$6,263	2,893	\$7,736
North Vista Hospital	28	\$2,428	30	\$2,453	25	\$2,432
Southern Hills Hospital and Medical Center	223	\$3,318	203	\$4,032	205	\$4,242
Spring Valley Hospital Medical Center	195	\$6,138	91	\$5,944	97	\$8,049
St. Rose Dominican Hospitals - Rose de Lima Campus	< 5*	< 5*	< 5*	< 5*	< 5*	< 5*
St. Rose Dominican Hospitals - San Martin Campus	49	\$8,691	52	\$14,251	34	\$16,888
St. Rose Dominican Hospitals - Siena Campus	214	\$7,334	179	\$6,177	179	\$8,614
Summerlin Hospital Medical Center	227	\$7,407	192	\$9,221	151	\$9,041
Sunrise Hospital and Medical Center	211	\$4,430	258	\$5,045	284	\$5,831
University Medical Center of Southern Nevada	0	NR	40	\$2,125	0	NR
Valley Hospital Medical Center	63	\$7,747	111	\$7,581	132	\$9,862
Clark County Total	4,063	\$5,353	4,487	\$5,587	5,390	\$6,487

* There were fewer than 5 discharges for this row, so data was suppressed.

Table ECH1C. Carson City/Washoe County General Acute Hospitals

Carson City/Washoe County Hospitals	2022 Discharges		2023 Discharges		2024 Discharges	
	Discharges	Avg Bill per Discharge	Discharges	Avg Bill per Discharge	Discharges	Avg Bill per Discharge
Carson Tahoe Regional Medical Center	7,253	\$1,595	6,863	\$1,727	9,596	\$1,960
Northern Nevada Medical Center	3,182	\$5,857	2,284	\$6,458	3,364	\$6,871
Northern Nevada Sierra Medical Center	906	\$4,965	1,062	\$5,379	1,314	\$6,329
Renown Regional Medical Center	13,162	\$2,221	19,124	\$2,044	23,533	\$1,844
Renown South Meadows Medical Center	4,537	\$2,415	6,450	\$2,463	6,371	\$2,620
Saint Mary's Regional Medical Center	4,406	\$1,515	3,736	\$1,528	3,715	\$1,508
Carson City/Washoe County Total	33,446	\$2,439	39,519	\$2,353	47,893	\$2,420

Table ECH1D. Rural General Acute Hospitals

Rural Hospitals	2022 Discharges		2023 Discharges		2024 Discharges	
	Discharges	Avg Bill per Discharge	Discharges	Avg Bill per Discharge	Discharges	Avg Bill per Discharge
Banner Churchill Community Hospital	808	\$1,420	495	\$1,493	0	NR
Battle Mountain General Hospital	24	\$801	89	\$610	36	\$772
Carson Valley Medical Center	1,399	\$1,640	1,676	\$1,462	2,178	\$1,379
Desert View Regional Medical Center	0	NR	0	NR	0	NR
Grover C Dils Medical Center	34	\$308	112	\$441	41	\$311
Humboldt General Hospital	531	\$1,533	991	\$1,537	1,039	\$1,577
Incline Village Community Hospital	88	\$2,254	90	\$1,167	54	\$1,447
Mount Grant General Hospital	201	\$1,243	221	\$1,356	80	\$1,076
Northeastern Nevada Regional Hospital	954	\$2,353	1,020	\$2,700	1,275	\$3,230
Pershing General Hospital	101	\$685	82	\$445	96	\$350
South Lyon Medical Center	186	\$905	191	\$1,009	190	\$1,313
William Bee Ririe Hospital	556	\$2,071	582	\$3,602	508	\$2,770
Rural Hospital Total	4,882	\$1,714	5,549	\$1,856	5,497	\$1,938

2. Diagnostic Upper Gastrointestinal Endoscopy or Intubation

BETOS: 00134 - Diagnostic Upper GI Endoscopy Or Intubation;

Definitions: **Atrophic gastritis:** A process of chronic inflammation of the stomach mucosa, leading to loss of gastric glandular cells and their eventual replacement by intestinal and fibrous tissues. **Diaphragmatic hernia:** Protrusion of some of the contents of the abdomen through an opening in the diaphragm and into the chest cavity. **Diverticulosis:** The presence of diverticula in the absence of inflammation. **Esophagitis:** Inflammation of the esophagus.

Table EDU1A. Nevada General Acute Hospitals by Gender and Age Group

Nevada State Demographic	2022 Discharges		2023 Discharges		2024 Discharges	
	Discharges	Avg Bill per Discharge	Discharges	Avg Bill per Discharge	Discharges	Avg Bill per Discharge
Female	1,197	\$16,469	1,246	\$17,323	1,253	\$20,297
Male	1,474	\$15,379	1,452	\$15,664	1,457	\$18,984
Unknown	0	NR	0	NR	0	NR
Age < 1	< 5*	< 5*	< 5*	< 5*	< 5*	< 5*
Ages 1-18	25	\$17,567	223	\$20,954	249	\$19,970
Ages 19-34	0	NR	0	NR	0	NR
Ages 35-64	1,487	\$15,922	1,393	\$15,918	1,282	\$19,058
Ages 65+	1,046	\$15,730	988	\$16,083	1,065	\$19,878
Unknown	20	\$7,987	0	NR	0	NR
State Total	2,580	\$15,799	2,606	\$16,413	2,599	\$19,477

* There were fewer than 5 discharges for this row, so data was suppressed.

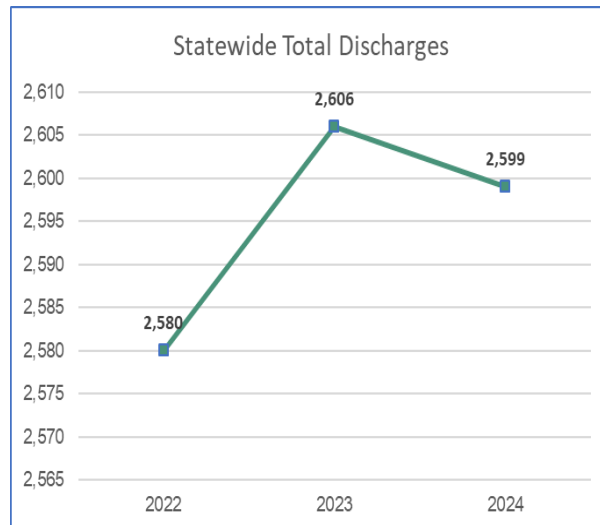


Chart TH 2-A Patient Discharges (Cases)

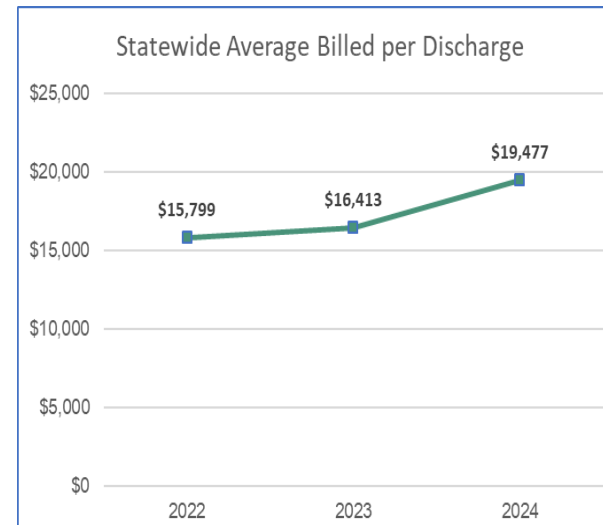


Chart TH 2-B Average Billed Charges (Avg Bill)

Table EDU1B. Clark County General Acute Hospitals

Clark County Hospitals	2022 Discharges		2023 Discharges		2024 Discharges	
	Discharges	Avg Bill per Discharge	Discharges	Avg Bill per Discharge	Discharges	Avg Bill per Discharge
Boulder City Hospital	0	NR	0	NR	0	NR
Centennial Hills Hospital Medical Center	484	\$20,433	348	\$21,791	387	\$26,367
Dignity Health - St. Rose Dominican Blue Diamond, LLC	0	NR	0	NR	0	NR
Dignity Health - St. Rose Dominican Craig Ranch, LLC	0	NR	0	NR	0	NR
Dignity Health - St. Rose Dominican Sahara, LLC	0	NR	0	NR	0	NR
Dignity Health - St. Rose Dominican West Flamingo, LLC	0	NR	0	NR	0	NR
Henderson Hospital	524	\$24,277	397	\$25,222	471	\$27,489
Mesa View Regional Hospital	181	\$8,125	215	\$8,349	198	\$8,609
Mountain View Hospital	38	\$11,733	114	\$12,944	151	\$15,011
North Vista Hospital	0	NR	0	NR	0	NR
Southern Hills Hospital and Medical Center	23	\$10,508	117	\$12,827	136	\$14,064
Spring Valley Hospital Medical Center	135	\$20,212	147	\$21,644	116	\$24,444
St. Rose Dominican Hospitals - Rose de Lima Campus	0	NR	0	NR	0	NR
St. Rose Dominican Hospitals - San Martin Campus	21	\$39,045	24	\$33,814	24	\$22,810
St. Rose Dominican Hospitals - Siena Campus	37	\$47,192	51	\$31,148	69	\$24,602
Summerlin Hospital Medical Center	315	\$16,057	467	\$19,125	520	\$19,988
Sunrise Hospital and Medical Center	12	\$7,603	81	\$16,147	143	\$15,018
University Medical Center of Southern Nevada	0	NR	< 5*	< 5*	0	NR
Valley Hospital Medical Center	64	\$20,531	74	\$20,542	74	\$22,334
Clark County Total	1,834	\$19,916	2,037	\$19,497	2,289	\$21,105

* There were fewer than 5 discharges for this row, so data was suppressed.

Table EDU1C. Carson City/Washoe County General Acute Hospitals

Carson City/Washoe County Hospitals	2022 Discharges		2023 Discharges		2024 Discharges	
	Discharges	Avg Bill per Discharge	Discharges	Avg Bill per Discharge	Discharges	Avg Bill per Discharge
Carson Tahoe Regional Medical Center	20	\$7,987	0	NR	0	NR
Northern Nevada Medical Center	0	NR	< 5*	< 5*	84	\$15,942
Northern Nevada Sierra Medical Center	72	\$14,303	78	\$13,762	108	\$18,344
Renown Regional Medical Center	214	\$2,697	221	\$3,755	202	\$3,934
Renown South Meadows Medical Center	17	\$16,218	13	\$19,767	6	\$18,249
Saint Mary's Regional Medical Center	0	NR	0	NR	0	NR
Carson City/Washoe County Total	323	\$6,324	313	\$6,943	400	\$10,561

* There were fewer than 5 discharges for this row, so data was suppressed.

Table EDU1D. Rural General Acute Hospitals

Rural Hospitals	2022 Discharges		2023 Discharges		2024 Discharges	
	Discharges	Avg Bill per Discharge	Discharges	Avg Bill per Discharge	Discharges	Avg Bill per Discharge
Banner Churchill Community Hospital	360	\$5,111	310	\$5,015	0	NR
Battle Mountain General Hospital	0	NR	0	NR	0	NR
Carson Valley Medical Center	0	NR	0	NR	0	NR
Desert View Regional Medical Center	0	NR	0	NR	0	NR
Grover C Dils Medical Center	0	NR	0	NR	0	NR
Humboldt General Hospital	< 5*	< 5*	15	\$1,390	8	\$1,934
Incline Village Community Hospital	< 5*	< 5*	19	\$42,350	13	\$41,740
Mount Grant General Hospital	44	\$5,278	0	NR	0	NR
Northeastern Nevada Regional Hospital	0	NR	0	NR	0	NR
Pershing General Hospital	0	NR	0	NR	0	NR
South Lyon Medical Center	0	NR	0	NR	0	NR
William Bee Ririe Hospital	8	\$1,811	0	NR	0	NR
Rural Hospital Total	417	\$5,916	344	\$6,919	21	\$26,576

* There were fewer than 5 discharges for this row, so data was suppressed.

3. Level I Fetal Procedures

BETOS: 00191 - Level I Fetal Procedures;

Definitions: LEVEL: Type of evidence used in the selection of certain courses of treatment. I - Randomized controlled trials, II - case-control studies, III - opinions of expert panels.

Antepartum: Occurring in the period before childbirth. **Leukorrhea:** A white to yellow viscid discharge from the vagina or uterine cavity, which may be a symptom of a disorder either in the reproductive organs or elsewhere in the body. **Hemorrhage:** An escape of blood from the blood vessels, especially when excessive.

Table NAT1A. Nevada General Acute Hospitals by Gender and Age Group

Nevada State Demographic	2022 Discharges		2023 Discharges		2024 Discharges	
	Discharges	Avg Bill per Discharge	Discharges	Avg Bill per Discharge	Discharges	Avg Bill per Discharge
Female	10,158	\$4,746	8,558	\$4,917	7,245	\$5,474
Male	0	NR	< 5*	< 5*	5	\$998
Unknown	0	NR	< 5*	< 5*	< 5*	< 5*
Age < 1	0	NR	0	NR	0	NR
Ages 1-18	360	\$12,915	374	\$10,634	352	\$11,728
Ages 19-34	0	NR	0	NR	0	NR
Ages 35-64	1,914	\$8,372	1,751	\$8,266	1,703	\$9,979
Ages 65+	< 5*	< 5*	0	NR	< 5*	< 5*
Unknown	693	\$765	0	NR	0	NR
State Total	2,969	\$7,141	2,125	\$8,682	2,059	\$10,278

* There were fewer than 5 discharges for this row, so data was suppressed.

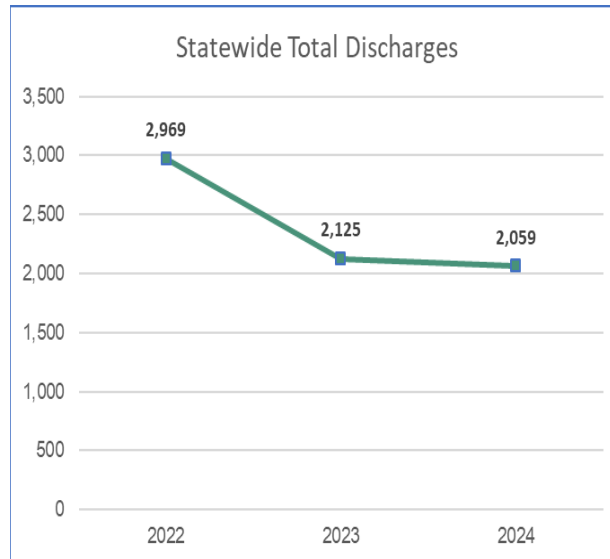


Chart TH 3-A Patient Discharges (Cases)

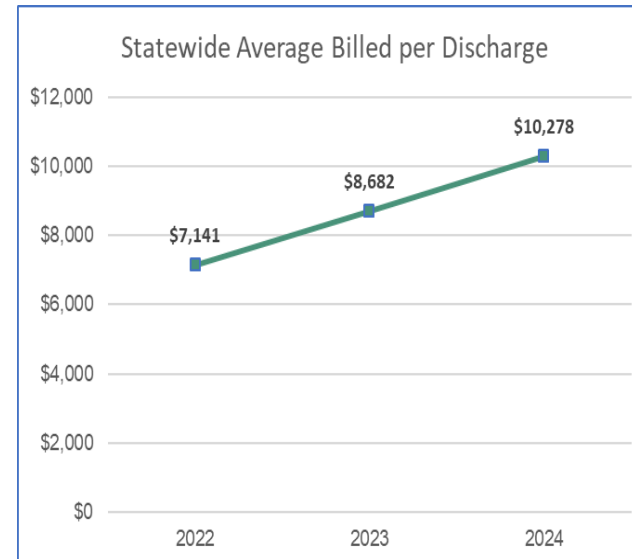


Chart TH 3-B Average Billed Charges (Avg Bill)

Table NAT1B. Clark County General Acute Hospitals

Clark County Hospitals	2022 Discharges		2023 Discharges		2024 Discharges	
	Discharges	Avg Bill per Discharge	Discharges	Avg Bill per Discharge	Discharges	Avg Bill per Discharge
Boulder City Hospital	0	NR	< 5*	< 5*	< 5*	< 5*
Centennial Hills Hospital Medical Center	1,107	\$7,007	653	\$7,054	373	\$11,238
Dignity Health - St. Rose Dominican Blue Diamond, LLC	0	NR	0	NR	0	NR
Dignity Health - St. Rose Dominican Craig Ranch, LLC	0	NR	0	NR	0	NR
Dignity Health - St. Rose Dominican Sahara, LLC	0	NR	0	NR	0	NR
Dignity Health - St. Rose Dominican West Flamingo, LLC	0	NR	0	NR	0	NR
Henderson Hospital	1,360	\$8,398	825	\$10,838	705	\$12,602
Mesa View Regional Hospital	25	\$4,935	15	\$7,378	22	\$5,973
Mountain View Hospital	65	\$12,762	42	\$13,264	10	\$7,677
North Vista Hospital	6	\$1,295	< 5*	< 5*	6	\$1,139
Southern Hills Hospital and Medical Center	160	\$15,725	158	\$15,232	134	\$14,087
Spring Valley Hospital Medical Center	518	\$7,138	436	\$8,116	499	\$8,538
St. Rose Dominican Hospitals - Rose de Lima Campus	0	NR	0	NR	0	NR
St. Rose Dominican Hospitals - San Martin Campus	74	\$1,490	37	\$5,068	< 5*	< 5*
St. Rose Dominican Hospitals - Siena Campus	268	\$3,440	272	\$3,326	350	\$3,453
Summerlin Hospital Medical Center	1,349	\$8,876	939	\$10,460	283	\$20,689
Sunrise Hospital and Medical Center	< 5*	< 5*	< 5*	< 5*	< 5*	< 5*
University Medical Center of Southern Nevada	0	NR	9	\$2,868	0	NR
Valley Hospital Medical Center	28	\$18,650	29	\$23,587	47	\$23,678
Clark County Total	4,962	\$8,039	3,424	\$9,291	2,435	\$11,362

* There were fewer than 5 discharges for this row, so data was suppressed.

Table NAT1C. Carson City/Washoe County General Acute Hospitals

Carson City/Washoe County Hospitals	2022 Discharges		2023 Discharges		2024 Discharges	
	Discharges	Avg Bill per Discharge	Discharges	Avg Bill per Discharge	Discharges	Avg Bill per Discharge
Carson Tahoe Regional Medical Center	829	\$772	614	\$913	923	\$1,918
Northern Nevada Medical Center	< 5*	< 5*	< 5*	< 5*	62	\$15,186
Northern Nevada Sierra Medical Center	195	\$5,567	276	\$6,151	235	\$7,608
Renown Regional Medical Center	1,862	\$2,034	1,787	\$2,644	1,765	\$2,442
Renown South Meadows Medical Center	91	\$3,630	258	\$1,949	263	\$2,562
Saint Mary's Regional Medical Center	53	\$999	11	\$1,514	10	\$1,336
Carson City/Washoe County Total	3,033	\$1,947	2,948	\$2,547	3,258	\$2,915

* There were fewer than 5 discharges for this row, so data was suppressed.

Table NAT1D. Rural General Acute Hospitals

Rural Hospitals	2022 Discharges		2023 Discharges		2024 Discharges	
	Discharges	Avg Bill per Discharge	Discharges	Avg Bill per Discharge	Discharges	Avg Bill per Discharge
Banner Churchill Community Hospital	712	\$1,009	526	\$990	0	NR
Battle Mountain General Hospital	< 5*	< 5*	18	\$643	< 5*	< 5*
Carson Valley Medical Center	41	\$708	84	\$767	74	\$882
Desert View Regional Medical Center	0	NR	0	NR	0	NR
Grover C Dils Medical Center	0	NR	0	NR	0	NR
Humboldt General Hospital	478	\$806	632	\$853	664	\$1,294
Incline Village Community Hospital	31	\$591	26	\$401	8	\$948
Mount Grant General Hospital	19	\$237	8	\$325	6	\$340
Northeastern Nevada Regional Hospital	640	\$1,441	625	\$2,041	608	\$2,317
Pershing General Hospital	0	NR	0	NR	< 5*	< 5*
South Lyon Medical Center	29	\$114	19	\$129	20	\$186
William Bee Ririe Hospital	201	\$849	253	\$1,323	173	\$879
Rural Hospital Total	2,153	\$1,046	2,191	\$1,260	1,558	\$1,607

* There were fewer than 5 discharges for this row, so data was suppressed.

4. Mammography

BETOS: 00286 - Mammography;

Definitions: Neoplasm: An abnormal tissue that grows by cellular proliferation more rapidly than normal and continues to grow after the stimuli that initiated the new growth cease. Neoplasms show partial or complete lack of structural organization and functional coordination with the normal tissue, and usually form a distinct mass of tissue that may be either benign (benign tumor) or malignant (cancer). **Microcalcification:** A tiny abnormal deposit of calcium salts especially in the breast that in the human female is often an indicator of breast cancer. **Mastodynia:** Pain in the breast. **Mastopathy:** Any disease of the breasts.

Table MMO1A. Nevada General Acute Hospitals by Gender and Age Group

Nevada State Demographic	2022 Discharges		2023 Discharges		2024 Discharges	
	Discharges	Avg Bill per Discharge	Discharges	Avg Bill per Discharge	Discharges	Avg Bill per Discharge
Female	57,974	\$861	54,532	\$907	59,706	\$981
Male	196	\$1,108	225	\$1,255	276	\$1,410
Unknown	9	\$749	7	\$951	< 5*	< 5*
Age < 1	< 5*	< 5*	0	NR	0	NR
Ages 1-18	< 5*	< 5*	0	NR	< 5*	< 5*
Ages 19-34	0	NR	0	NR	0	NR
Ages 35-64	28,598	\$943	31,661	\$911	34,185	\$986
Ages 65+	19,604	\$934	22,706	\$898	25,306	\$966
Unknown	9,666	\$459	0	NR	0	NR
State Total	57,871	\$859	54,367	\$906	59,492	\$978

* There were fewer than 5 discharges for this row, so data was suppressed.

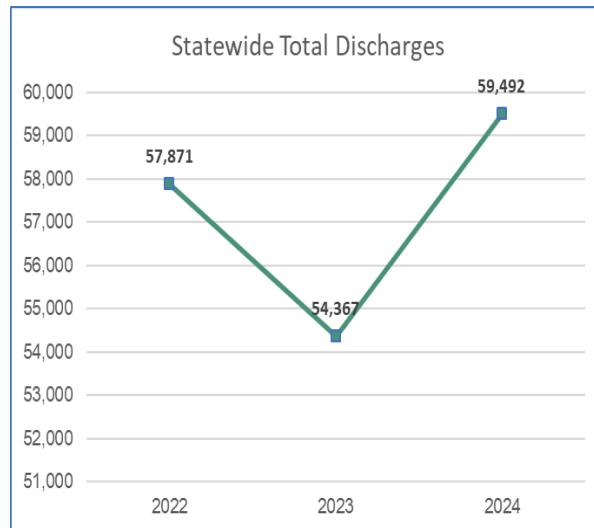


Chart TH 5-A Patient Discharges (Cases)

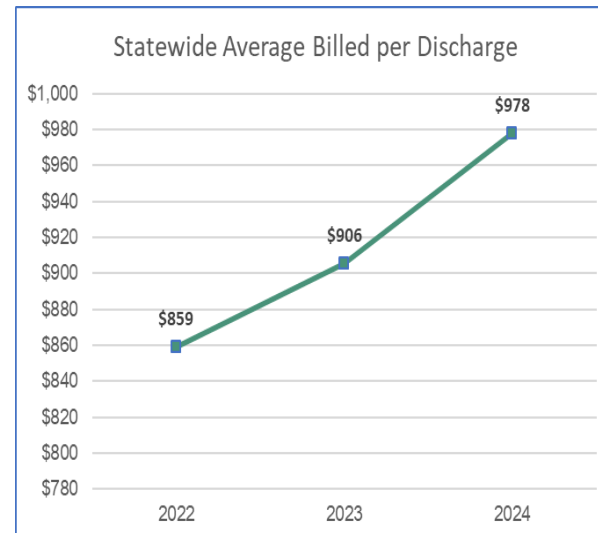


Chart TH 5-B Average Billed Charges (Avg Bill)

Table MMO1B. Clark County General Acute Hospitals

Clark County Hospitals	2022 Discharges		2023 Discharges		2024 Discharges	
	Discharges	Avg Bill per Discharge	Discharges	Avg Bill per Discharge	Discharges	Avg Bill per Discharge
Boulder City Hospital	0	NR	61	\$433	84	\$580
Centennial Hills Hospital Medical Center	0	NR	0	NR	0	NR
Dignity Health - St. Rose Dominican Blue Diamond, LLC	0	NR	0	NR	0	NR
Dignity Health - St. Rose Dominican Craig Ranch, LLC	0	NR	0	NR	0	NR
Dignity Health - St. Rose Dominican Sahara, LLC	0	NR	0	NR	0	NR
Dignity Health - St. Rose Dominican West Flamingo, LLC	0	NR	0	NR	0	NR
Henderson Hospital	0	NR	0	NR	0	NR
Mesa View Regional Hospital	1,462	\$663	1,866	\$890	2,071	\$900
Mountain View Hospital	814	\$2,389	815	\$2,454	907	\$3,048
North Vista Hospital	0	NR	0	NR	0	NR
Southern Hills Hospital and Medical Center	410	\$1,799	336	\$2,051	277	\$2,024
Spring Valley Hospital Medical Center	0	NR	0	NR	0	NR
St. Rose Dominican Hospitals - Rose de Lima Campus	0	NR	0	NR	0	NR
St. Rose Dominican Hospitals - San Martin Campus	0	NR	0	NR	0	NR
St. Rose Dominican Hospitals - Siena Campus	311	\$1,432	176	\$1,422	0	NR
Summerlin Hospital Medical Center	664	\$2,453	452	\$2,726	477	\$3,113
Sunrise Hospital and Medical Center	1,512	\$1,946	1,336	\$2,127	1,297	\$2,524
University Medical Center of Southern Nevada	0	NR	0	NR	0	NR
Valley Hospital Medical Center	0	NR	0	NR	0	NR
Clark County Total	5,173	\$1,676	5,042	\$1,725	5,113	\$1,955

Table MMO1C. Carson City/Washoe County General Acute Hospitals

Carson City/Washoe County Hospitals	2022 Discharges		2023 Discharges		2024 Discharges	
	Discharges	Avg Bill per Discharge	Discharges	Avg Bill per Discharge	Discharges	Avg Bill per Discharge
Carson Tahoe Regional Medical Center	11,920	\$483	13,252	\$615	16,237	\$699
Northern Nevada Medical Center	2,234	\$768	2,115	\$843	2,897	\$931
Northern Nevada Sierra Medical Center	0	NR	0	NR	231	\$899
Renown Regional Medical Center	29,008	\$929	23,722	\$960	24,993	\$1,011
Renown South Meadows Medical Center	1,321	\$845	2,815	\$873	3,506	\$956
Saint Mary's Regional Medical Center	2,480	\$1,317	2,268	\$1,429	2,188	\$1,461
Carson City/Washoe County Total	46,963	\$826	44,172	\$869	50,052	\$921

Table MMO1D. Rural General Acute Hospitals

Rural Hospitals	2022 Discharges		2023 Discharges		2024 Discharges	
	Discharges	Avg Bill per Discharge	Discharges	Avg Bill per Discharge	Discharges	Avg Bill per Discharge
Banner Churchill Community Hospital	1,265	\$269	799	\$261	0	NR
Battle Mountain General Hospital	0	NR	0	NR	0	NR
Carson Valley Medical Center	2,663	\$495	2,517	\$495	2,597	\$583
Desert View Regional Medical Center	0	NR	0	NR	0	NR
Grover C Dils Medical Center	0	NR	0	NR	0	NR
Humboldt General Hospital	610	\$533	757	\$565	796	\$681
Incline Village Community Hospital	0	NR	0	NR	< 5*	< 5*
Mount Grant General Hospital	0	NR	0	NR	0	NR
Northeastern Nevada Regional Hospital	1,123	\$541	1,072	\$593	1,036	\$667
Pershing General Hospital	0	NR	0	NR	0	NR
South Lyon Medical Center	0	NR	0	NR	0	NR
William Bee Ririe Hospital	382	\$263	405	\$347	387	\$304
Rural Hospital Total	6,043	\$446	5,550	\$479	4,820	\$597

* There were fewer than 5 discharges for this row, so data was suppressed.

5. Diagnostic Ultrasound Except Obstetrical and Vascular of Lower Extremities

BETOS: 00288 - Diagnostic Ultrasound Except Obstetrical And Vascular Of Lower Extremities;

Definitions: **Goiter:** An enlarged thyroid gland, visible as a swelling at the front of the neck. **Occlusion:** The blockage or closing of a blood vessel or hollow organ. **Stenosis:** The abnormal narrowing of a passage in the body. **Hydronephrosis:** The swelling of the kidneys when urine flow is obstructed in any of part of the urinary tract. **Leiomyoma:** A benign smooth-muscle tumor occurring most commonly in the uterus, stomach, esophagus, or small intestine. **Cirrhosis:** A chronic degenerative disease in which normal liver cells are damaged and are then replaced by scar tissue.

Table USG1A. Nevada General Acute Hospitals by Gender and Age Group

Nevada State Demographic	2022 Discharges		2023 Discharges		2024 Discharges	
	Discharges	Avg Bill per Discharge	Discharges	Avg Bill per Discharge	Discharges	Avg Bill per Discharge
Female	7,660	\$1,099	8,614	\$1,229	9,558	\$1,319
Male	3,483	\$1,089	3,556	\$1,255	3,987	\$1,258
Unknown	< 5*	< 5*	< 5*	< 5*	0	NR
Age < 1	460	\$1,309	492	\$1,124	536	\$1,306
Ages 1-18	476	\$1,680	561	\$1,622	582	\$1,538
Ages 19-34	0	NR	0	NR	0	NR
Ages 35-64	4,208	\$1,178	5,639	\$1,258	6,282	\$1,299
Ages 65+	2,434	\$1,148	3,203	\$1,168	3,679	\$1,311
Unknown	1,851	\$586	0	NR	0	NR
State Total	9,429	\$1,086	9,895	\$1,243	11,079	\$1,316

* There were fewer than 5 discharges for this row, so data was suppressed.

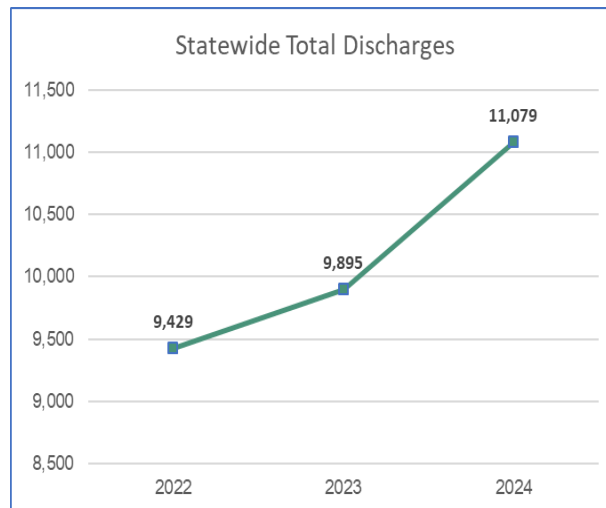


Chart TH 6-A Patient Discharges (Cases)

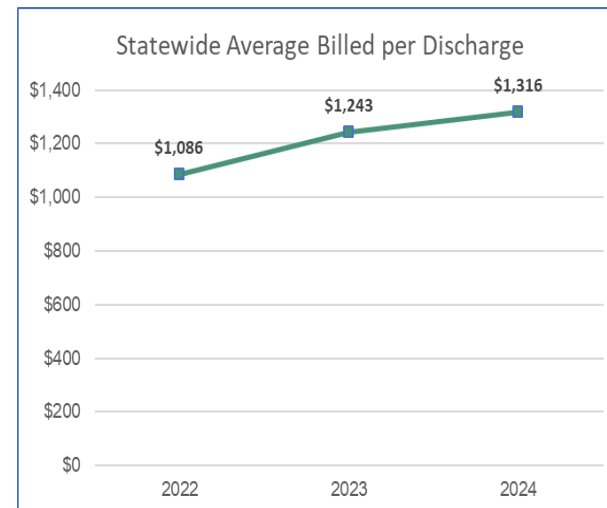


Chart TH 6-B Average Billed Charges (Avg Bill)

Table USG1B. Clark County General Acute Hospitals

Clark County Hospitals	2022 Discharges		2023 Discharges		2024 Discharges	
	Discharges	Avg Bill per Discharge	Discharges	Avg Bill per Discharge	Discharges	Avg Bill per Discharge
Boulder City Hospital	13	\$2,330	31	\$1,418	34	\$1,735
Centennial Hills Hospital Medical Center	5	\$14,177	< 5*	< 5*	5	\$14,017
Dignity Health - St. Rose Dominican Blue Diamond, LLC	0	NR	0	NR	0	NR
Dignity Health - St. Rose Dominican Craig Ranch, LLC	0	NR	0	NR	0	NR
Dignity Health - St. Rose Dominican Sahara, LLC	0	NR	0	NR	0	NR
Dignity Health - St. Rose Dominican West Flamingo, LLC	0	NR	0	NR	0	NR
Henderson Hospital	< 5*	< 5*	< 5*	< 5*	5	\$5,417
Mesa View Regional Hospital	199	\$1,063	202	\$1,166	250	\$1,123
Mountain View Hospital	114	\$3,007	138	\$4,461	174	\$4,187
North Vista Hospital	19	\$3,593	22	\$4,052	22	\$4,128
Southern Hills Hospital and Medical Center	41	\$4,005	72	\$5,059	49	\$3,902
Spring Valley Hospital Medical Center	5	\$16,111	< 5*	< 5*	5	\$6,040
St. Rose Dominican Hospitals - Rose de Lima Campus	0	NR	0	NR	0	NR
St. Rose Dominican Hospitals - San Martin Campus	< 5*	< 5*	< 5*	< 5*	0	NR
St. Rose Dominican Hospitals - Siena Campus	8	\$3,197	15	\$2,699	14	\$3,480
Summerlin Hospital Medical Center	58	\$5,984	31	\$7,012	37	\$7,172
Sunrise Hospital and Medical Center	278	\$2,973	251	\$3,577	263	\$3,751
University Medical Center of Southern Nevada	0	NR	6	\$9,045	0	NR
Valley Hospital Medical Center	< 5*	< 5*	0	NR	0	NR
Clark County Total	745	\$2,930	775	\$3,479	858	\$3,238

* There were fewer than 5 discharges for this row, so data was suppressed.

Table USG1C. Carson City/Washoe County General Acute Hospitals

Carson City/Washoe County Hospitals	2022 Discharges		2023 Discharges		2024 Discharges	
	Discharges	Avg Bill per Discharge	Discharges	Avg Bill per Discharge	Discharges	Avg Bill per Discharge
Carson Tahoe Regional Medical Center	2,262	\$632	2,206	\$874	3,159	\$1,098
Northern Nevada Medical Center	251	\$3,175	187	\$3,516	225	\$3,254
Northern Nevada Sierra Medical Center	88	\$2,961	108	\$3,808	145	\$3,511
Renown Regional Medical Center	5,144	\$975	5,520	\$1,039	5,703	\$1,086
Renown South Meadows Medical Center	927	\$866	1,497	\$1,010	1,766	\$1,083
Saint Mary's Regional Medical Center	414	\$1,055	294	\$1,153	333	\$1,217
Carson City/Washoe County Total	9,086	\$962	9,812	\$1,079	11,331	\$1,166

Table USG1D. Rural General Acute Hospitals

Rural Hospitals	2022 Discharges		2023 Discharges		2024 Discharges	
	Discharges	Avg Bill per Discharge	Discharges	Avg Bill per Discharge	Discharges	Avg Bill per Discharge
Banner Churchill Community Hospital	198	\$830	137	\$842	0	NR
Battle Mountain General Hospital	17	\$1,107	39	\$803	14	\$819
Carson Valley Medical Center	413	\$1,124	578	\$1,127	631	\$1,331
Desert View Regional Medical Center	0	NR	0	NR	0	NR
Grover C Dils Medical Center	5	\$543	17	\$533	24	\$640
Humboldt General Hospital	193	\$625	181	\$700	199	\$911
Incline Village Community Hospital	12	\$3,808	15	\$4,433	11	\$3,824
Mount Grant General Hospital	80	\$965	68	\$894	24	\$984
Northeastern Nevada Regional Hospital	205	\$1,195	180	\$1,249	144	\$1,429
Pershing General Hospital	24	\$774	19	\$1,036	28	\$1,017
South Lyon Medical Center	60	\$889	87	\$698	88	\$675
William Bee Ririe Hospital	106	\$712	263	\$1,534	193	\$1,125
Rural Hospital Total	1,313	\$979	1,584	\$1,117	1,356	\$1,198

6. Magnetic Resonance Imaging (MRI), Back

BETOS: 00294 - MRI - Back;

Definitions: **Lumbago:** An older, non-medical term used to describe lower back pain or back pain in general. **Cervicalgia:** Neck pain. **Lumbosacral:** Of or relating to or near the small of the back and the back part of the pelvis between the hips. **Stenosis:** The abnormal narrowing of a passage in the body. **Sciatica:** Pain in lower back and hip radiating down back of thigh into leg, due to herniated lumbar discs compressing a nerve root, most commonly L5 or S1. **Scoliosis:** Abnormal lateral curvature of the spine.

Spondylolisthesis: Forward displacement of a lumbar vertebra on the one below it and especially of the fifth lumbar vertebra on the sacrum producing pain by compression of nerve roots.

Table MRI1A. Nevada General Acute Hospitals by Gender and Age Group

Nevada State Demographic	2022 Discharges		2023 Discharges		2024 Discharges	
	Discharges	Avg Bill per Discharge	Discharges	Avg Bill per Discharge	Discharges	Avg Bill per Discharge
Female	19,032	\$4,430	19,675	\$4,622	21,605	\$5,155
Male	14,703	\$4,785	15,165	\$5,156	17,513	\$5,693
Unknown	12	\$9,172	10	\$5,454	11	\$5,215
Age < 1	143	\$10,419	144	\$9,684	124	\$11,830
Ages 1-18	2,265	\$10,061	2,491	\$9,909	2,666	\$10,221
Ages 19-34	0	NR	0	NR	0	NR
Ages 35-64	11,611	\$4,527	14,283	\$4,345	15,445	\$4,843
Ages 65+	11,240	\$5,062	14,766	\$4,643	17,507	\$5,284
Unknown	5,799	\$1,680	5	\$8,079	7	\$5,332
State Total	31,058	\$4,620	31,689	\$4,946	35,749	\$5,484

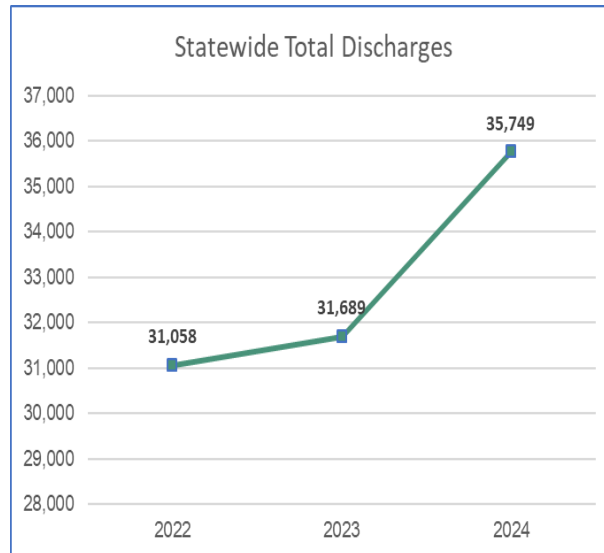


Chart TH 7-A Patient Discharges (Cases)

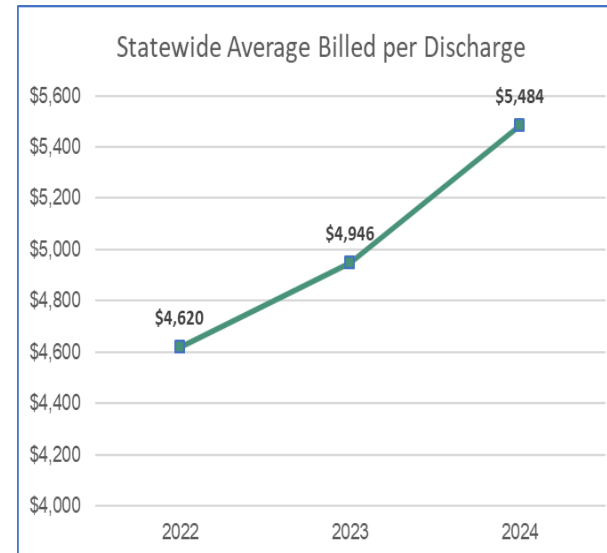


Chart TH 7-B Average Billed Charges (Avg Bill)

Table MRI1B. Clark County General Acute Hospitals

Clark County Hospitals	2022 Discharges		2023 Discharges		2024 Discharges	
	Discharges	Avg Bill per Discharge	Discharges	Avg Bill per Discharge	Discharges	Avg Bill per Discharge
Boulder City Hospital	19	\$4,845	39	\$5,477	70	\$5,518
Centennial Hills Hospital Medical Center	65	\$27,556	66	\$18,023	47	\$18,406
Dignity Health - St. Rose Dominican Blue Diamond, LLC	0	NR	0	NR	0	NR
Dignity Health - St. Rose Dominican Craig Ranch, LLC	0	NR	0	NR	0	NR
Dignity Health - St. Rose Dominican Sahara, LLC	0	NR	0	NR	0	NR
Dignity Health - St. Rose Dominican West Flamingo, LLC	0	NR	0	NR	0	NR
Henderson Hospital	36	\$35,436	19	\$17,146	38	\$17,453
Mesa View Regional Hospital	829	\$4,063	909	\$4,282	1,236	\$4,413
Mountain View Hospital	539	\$10,513	631	\$13,105	771	\$17,526
North Vista Hospital	71	\$14,706	99	\$17,413	116	\$17,254
Southern Hills Hospital and Medical Center	155	\$10,450	119	\$12,155	146	\$13,516
Spring Valley Hospital Medical Center	43	\$27,054	50	\$16,002	54	\$16,837
St. Rose Dominican Hospitals - Rose de Lima Campus	0	NR	0	NR	0	NR
St. Rose Dominican Hospitals - San Martin Campus	131	\$21,740	145	\$27,234	121	\$32,570
St. Rose Dominican Hospitals - Siena Campus	189	\$13,489	213	\$16,357	218	\$16,424
Summerlin Hospital Medical Center	470	\$19,517	386	\$20,394	382	\$24,442
Sunrise Hospital and Medical Center	1,141	\$15,052	1,228	\$15,088	1,315	\$15,201
University Medical Center of Southern Nevada	0	NR	45	\$8,863	0	NR
Valley Hospital Medical Center	17	\$28,889	7	\$24,397	17	\$41,477
Clark County Total	3,705	\$13,025	3,956	\$13,211	4,531	\$13,975

Table MRI1C. Carson City/Washoe County General Acute Hospitals

Carson City/Washoe County Hospitals	2022 Discharges		2023 Discharges		2024 Discharges	
	Discharges	Avg Bill per Discharge	Discharges	Avg Bill per Discharge	Discharges	Avg Bill per Discharge
Carson Tahoe Regional Medical Center	6,894	\$1,824	6,958	\$2,881	9,096	\$3,656
Northern Nevada Medical Center	1,249	\$11,945	842	\$12,585	1,123	\$13,445
Northern Nevada Sierra Medical Center	459	\$12,701	678	\$13,267	865	\$14,807
Renown Regional Medical Center	12,743	\$3,394	12,309	\$3,532	13,491	\$3,902
Renown South Meadows Medical Center	3,335	\$2,436	4,626	\$2,342	4,625	\$2,414
Saint Mary's Regional Medical Center	1,184	\$7,500	1,185	\$8,081	1,263	\$7,460
Carson City/Washoe County Total	25,864	\$3,618	26,598	\$3,892	30,463	\$4,411

Table MRI1D. Rural General Acute Hospitals

Rural Hospitals	2022 Discharges		2023 Discharges		2024 Discharges	
	Discharges	Avg Bill per Discharge	Discharges	Avg Bill per Discharge	Discharges	Avg Bill per Discharge
Banner Churchill Community Hospital	532	\$3,279	335	\$3,269	0	NR
Battle Mountain General Hospital	25	\$3,355	103	\$3,341	37	\$3,097
Carson Valley Medical Center	1,421	\$2,810	1,565	\$2,863	1,828	\$2,952
Desert View Regional Medical Center	0	NR	0	NR	0	NR
Grover C Dils Medical Center	< 5*	< 5*	0	NR	0	NR
Humboldt General Hospital	503	\$2,321	648	\$2,580	685	\$3,707
Incline Village Community Hospital	0	NR	0	NR	0	NR
Mount Grant General Hospital	249	\$3,189	205	\$3,230	128	\$3,364
Northeastern Nevada Regional Hospital	656	\$3,244	646	\$3,530	651	\$4,065
Pershing General Hospital	77	\$4,078	78	\$3,512	87	\$3,763
South Lyon Medical Center	262	\$2,103	268	\$2,152	268	\$2,141
William Bee Ririe Hospital	431	\$3,105	446	\$4,367	451	\$3,113
Rural Hospital Total	4,157	\$2,915	4,294	\$3,105	4,135	\$3,248

* There were fewer than 5 discharges for this row, so data was suppressed.

7. Computed Tomography (CT) Scan, Abdomen

BETOS: 00300 - Cat Scan - Abdomen;

Definitions: **Calculus of kidney:** (AKA kidney stones) Small, hard mineral deposits that form inside your kidneys. The stones are made of mineral and acid salts. **Diverticulosis:** The presence of diverticula in the absence of inflammation. **Hematuria:** The presence of blood in urine. **Cholecystitis:** Inflammation of the gallbladder. **Hydronephrosis:** The swelling of the kidneys when urine flow is obstructed in any of part of the urinary tract.

Table CAT1A. Nevada General Acute Hospitals by Gender and Age Group

Nevada State Demographic	2022 Discharges		2023 Discharges		2024 Discharges	
	Discharges	Avg Bill per Discharge	Discharges	Avg Bill per Discharge	Discharges	Avg Bill per Discharge
Female	12,189	\$4,572	13,317	\$4,177	15,701	\$4,250
Male	10,645	\$5,290	11,405	\$4,661	13,472	\$4,687
Unknown	6	\$1,626	16	\$2,736	10	\$3,447
Age < 1	115	\$7,686	103	\$8,802	81	\$8,946
Ages 1-18	564	\$6,519	669	\$6,731	643	\$6,653
Ages 19-34	0	NR	0	NR	0	NR
Ages 35-64	6,845	\$5,107	8,404	\$4,079	9,549	\$4,120
Ages 65+	10,771	\$5,886	14,193	\$4,491	17,286	\$4,604
Unknown	3,429	\$904	13	\$3,057	6	\$5,230
State Total	21,724	\$4,880	23,382	\$4,425	27,565	\$4,497

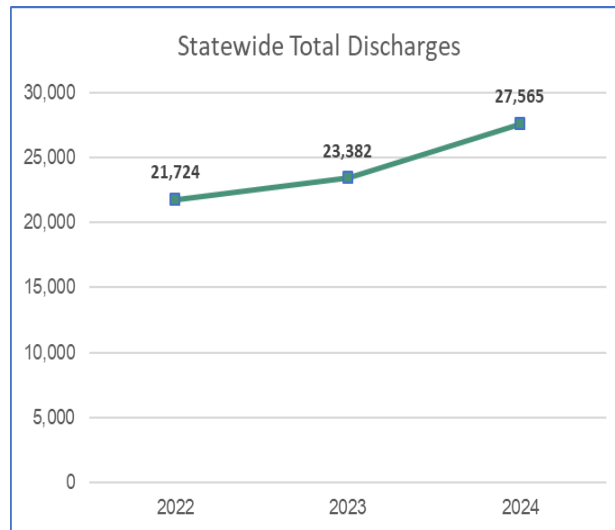


Chart TH 8-A Patient Discharges (Cases)

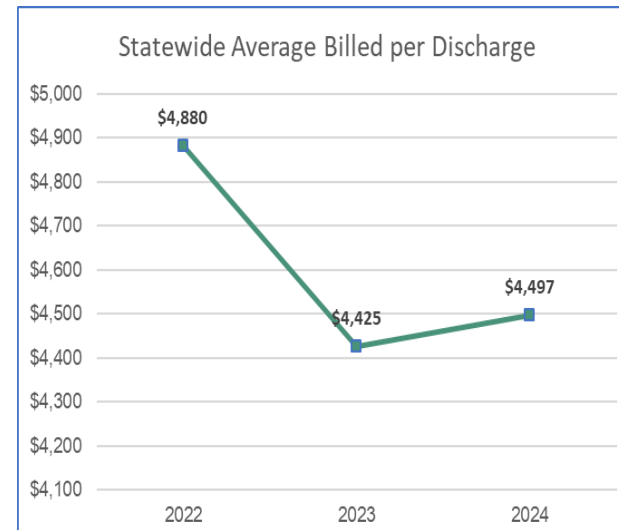


Chart TH 8-B Average Billed Charges (Avg Bill)

Table CAT1B. Clark County General Acute Hospitals

Clark County Hospitals	2022 Discharges		2023 Discharges		2024 Discharges	
	Discharges	Avg Bill per Discharge	Discharges	Avg Bill per Discharge	Discharges	Avg Bill per Discharge
Boulder City Hospital	32	\$7,085	65	\$3,814	74	\$3,613
Centennial Hills Hospital Medical Center	103	\$23,253	43	\$22,738	50	\$29,354
Dignity Health - St. Rose Dominican Blue Diamond, LLC	16	\$35,968	21	\$31,463	< 5*	< 5*
Dignity Health - St. Rose Dominican Craig Ranch, LLC	42	\$34,642	41	\$29,680	7	\$41,230
Dignity Health - St. Rose Dominican Sahara, LLC	10	\$30,733	11	\$35,101	5	\$41,873
Dignity Health - St. Rose Dominican West Flamingo, LLC	19	\$34,627	5	\$31,770	< 5*	< 5*
Henderson Hospital	203	\$19,231	144	\$10,275	134	\$10,671
Mesa View Regional Hospital	534	\$3,939	557	\$4,049	694	\$4,296
Mountain View Hospital	1,084	\$10,446	1,197	\$11,024	1,234	\$14,446
North Vista Hospital	77	\$5,352	91	\$5,829	105	\$6,443
Southern Hills Hospital and Medical Center	185	\$8,112	182	\$8,094	227	\$9,312
Spring Valley Hospital Medical Center	127	\$27,829	61	\$23,928	37	\$36,399
St. Rose Dominican Hospitals - Rose de Lima Campus	< 5*	< 5*	< 5*	< 5*	0	NR
St. Rose Dominican Hospitals - San Martin Campus	57	\$30,232	80	\$30,755	64	\$32,807
St. Rose Dominican Hospitals - Siena Campus	268	\$50,826	227	\$50,698	315	\$43,060
Summerlin Hospital Medical Center	343	\$15,943	258	\$17,023	296	\$19,607
Sunrise Hospital and Medical Center	657	\$12,510	812	\$13,006	688	\$14,452
University Medical Center of Southern Nevada	0	NR	13	\$6,472	0	NR
Valley Hospital Medical Center	142	\$41,268	116	\$42,496	156	\$48,065
Clark County Total	3,903	\$16,226	3,927	\$14,791	4,089	\$16,531

* There were fewer than 5 discharges for this row, so data was suppressed.

Table CAT1C. Carson City/Washoe County General Acute Hospitals

Carson City/Washoe County Hospitals	2022 Discharges		2023 Discharges		2024 Discharges	
	Discharges	Avg Bill per Discharge	Discharges	Avg Bill per Discharge	Discharges	Avg Bill per Discharge
Carson Tahoe Regional Medical Center	4,009	\$914	3,747	\$1,093	5,665	\$1,264
Northern Nevada Medical Center	1,110	\$10,613	908	\$10,701	1,294	\$10,410
Northern Nevada Sierra Medical Center	344	\$10,165	511	\$10,012	650	\$10,387
Renown Regional Medical Center	6,561	\$1,649	7,936	\$1,595	9,338	\$1,579
Renown South Meadows Medical Center	2,146	\$1,336	2,513	\$1,265	2,853	\$1,300
Saint Mary's Regional Medical Center	1,861	\$3,468	1,662	\$3,386	1,899	\$3,067
Carson City/Washoe County Total	16,031	\$2,438	17,277	\$2,338	21,699	\$2,381

Table CAT1D. Rural General Acute Hospitals

Rural Hospitals	2022 Discharges		2023 Discharges		2024 Discharges	
	Discharges	Avg Bill per Discharge	Discharges	Avg Bill per Discharge	Discharges	Avg Bill per Discharge
Banner Churchill Community Hospital	279	\$2,415	195	\$2,479	0	NR
Battle Mountain General Hospital	28	\$2,746	76	\$2,951	26	\$3,231
Carson Valley Medical Center	1,026	\$2,212	1,445	\$1,917	1,808	\$1,743
Desert View Regional Medical Center	0	NR	0	NR	0	NR
Grover C Dils Medical Center	92	\$1,505	235	\$2,035	104	\$1,542
Humboldt General Hospital	256	\$2,266	319	\$2,554	315	\$3,146
Incline Village Community Hospital	166	\$8,572	201	\$9,408	126	\$21,360
Mount Grant General Hospital	209	\$2,797	164	\$2,989	101	\$2,885
Northeastern Nevada Regional Hospital	328	\$4,305	316	\$4,254	343	\$5,638
Pershing General Hospital	42	\$2,417	39	\$2,511	54	\$2,130
South Lyon Medical Center	168	\$1,633	168	\$1,706	175	\$1,746
William Bee Ririe Hospital	258	\$2,412	365	\$3,271	343	\$2,681
Rural Hospital Total	2,852	\$2,860	3,523	\$2,860	3,395	\$3,135

8. Organ or Disease Oriented Panels; Complete Blood Work

BETOS: 00403 - Organ Or Disease Oriented Panels;

Definitions: **Hyperlipidemia:** An abnormally high concentration of fats or lipids in the blood. **Hypertension:** High blood pressure. **Hypothyroidism:** Diminished production of thyroid hormone, leading to clinical manifestations of thyroid insufficiency, including low metabolic rate, tendency to gain weight, somnolence, and sometimes myxedema. **Hypercholesterolemia:** An abnormally high concentration of cholesterol in the blood. **Anemia:** A condition marked by a deficiency of red blood cells or of hemoglobin in the blood, resulting in pallor and weariness; diminishes the capacity of the blood to carry oxygen. **Atrial fibrillation:** An irregular and often very fast heart rate. The heart's two upper chambers (the atria) beat chaotically and irregularly - out of coordination with the two lower chambers (the ventricles) of the heart. **Atherosclerosis:** The build up of a waxy plaque on the inside of blood vessels.

Table CBW1A. Nevada General Acute Hospitals by Gender and Age Group

Nevada State Demographic	2022 Discharges		2023 Discharges		2024 Discharges	
	Discharges	Avg Bill per Discharge	Discharges	Avg Bill per Discharge	Discharges	Avg Bill per Discharge
Female	75,256	\$3,583	69,825	\$3,994	77,197	\$3,974
Male	53,353	\$6,863	50,064	\$7,371	56,337	\$8,119
Unknown	34	\$2,396	25	\$395	34	\$402
Age < 1	248	\$477	335	\$311	325	\$577
Ages 1-18	6,449	\$1,069	6,839	\$1,164	6,372	\$1,410
Ages 19-34	0	NR	0	NR	0	NR
Ages 35-64	38,749	\$5,801	39,125	\$5,763	41,745	\$6,199
Ages 65+	57,056	\$6,200	59,310	\$6,362	71,411	\$6,436
Unknown	10,918	\$676	10	\$791	13	\$616
State Total	113,420	\$5,228	105,619	\$5,783	119,866	\$6,070

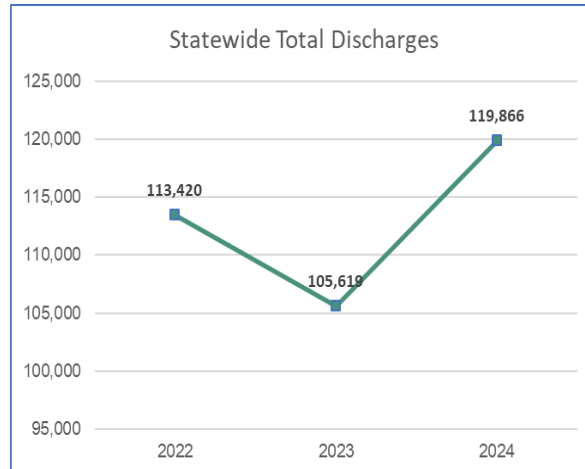


Chart TH 9-A Patient Discharges (Cases)

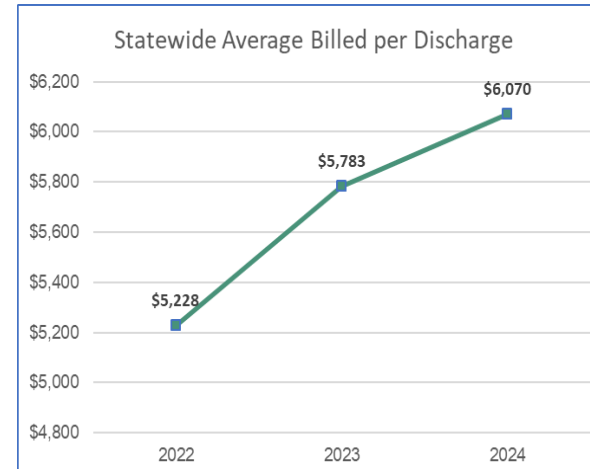


Chart TH 9-B Average Billed Charges (Avg Bill)

Table CBW1B. Clark County General Acute Hospitals

Clark County Hospitals	2022 Discharges		2023 Discharges		2024 Discharges	
	Discharges	Avg Bill per Discharge	Discharges	Avg Bill per Discharge	Discharges	Avg Bill per Discharge
Boulder City Hospital	141	\$4,482	275	\$1,348	268	\$1,830
Centennial Hills Hospital Medical Center	1,823	\$15,367	1,348	\$19,840	993	\$28,680
Dignity Health - St. Rose Dominican Blue Diamond, LLC	13	\$18,514	< 5*	< 5*	9	\$17,576
Dignity Health - St. Rose Dominican Craig Ranch, LLC	5	\$45,331	5	\$19,352	< 5*	< 5*
Dignity Health - St. Rose Dominican Sahara, LLC	6	\$29,567	< 5*	< 5*	< 5*	< 5*
Dignity Health - St. Rose Dominican West Flamingo, LLC	8	\$20,171	< 5*	< 5*	0	NR
Henderson Hospital	1,414	\$17,464	1,083	\$18,055	1,091	\$20,960
Mesa View Regional Hospital	5,893	\$1,025	4,071	\$1,177	5,681	\$1,215
Mountain View Hospital	1,705	\$29,836	1,724	\$32,680	1,806	\$40,561
North Vista Hospital	387	\$3,629	534	\$3,847	483	\$4,126
Southern Hills Hospital and Medical Center	592	\$12,948	556	\$21,343	535	\$32,564
Spring Valley Hospital Medical Center	1,780	\$26,212	1,675	\$25,847	1,636	\$29,257
St. Rose Dominican Hospitals - Rose de Lima Campus	17	\$15,255	15	\$13,189	< 5*	< 5*
St. Rose Dominican Hospitals - San Martin Campus	1,225	\$28,620	1,069	\$27,614	525	\$28,528
St. Rose Dominican Hospitals - Siena Campus	3,306	\$30,140	2,769	\$43,290	3,283	\$44,434
Summerlin Hospital Medical Center	3,065	\$28,836	2,439	\$33,452	1,805	\$44,372
Sunrise Hospital and Medical Center	501	\$19,602	564	\$20,980	691	\$34,028
University Medical Center of Southern Nevada	< 5*	< 5*	318	\$10,598	0	NR
Valley Hospital Medical Center	614	\$32,271	553	\$37,254	701	\$54,005
Clark County Total	22,496	\$18,660	19,007	\$22,741	19,513	\$25,718

* There were fewer than 5 discharges for this row, so data was suppressed.

Table CBW1C. Carson City/Washoe County General Acute Hospitals

Carson City/Washoe County Hospitals	2022 Discharges		2023 Discharges		2024 Discharges	
	Discharges	Avg Bill per Discharge	Discharges	Avg Bill per Discharge	Discharges	Avg Bill per Discharge
Carson Tahoe Regional Medical Center	11,023	\$669	4,535	\$821	18,884	\$1,286
Northern Nevada Medical Center	5,943	\$5,196	4,535	\$5,151	6,110	\$5,994
Northern Nevada Sierra Medical Center	1,455	\$13,653	2,201	\$16,232	3,308	\$12,727
Renown Regional Medical Center	48,575	\$1,919	51,618	\$2,338	53,805	\$2,395
Renown South Meadows Medical Center	2,914	\$1,083	2,821	\$1,170	3,218	\$1,280
Saint Mary's Regional Medical Center	3,570	\$857	2,433	\$838	2,432	\$921
Carson City/Washoe County Total	73,480	\$2,144	68,143	\$2,771	87,757	\$2,715

Table CBW1D. Rural General Acute Hospitals

Rural Hospitals	2022 Discharges		2023 Discharges		2024 Discharges	
	Discharges	Avg Bill per Discharge	Discharges	Avg Bill per Discharge	Discharges	Avg Bill per Discharge
Banner Churchill Community Hospital	5,576	\$621	3,541	\$592	0	NR
Battle Mountain General Hospital	446	\$304	891	\$395	410	\$363
Carson Valley Medical Center	7,268	\$775	7,069	\$774	7,537	\$932
Desert View Regional Medical Center	0	NR	0	NR	0	NR
Grover C Dils Medical Center	341	\$150	754	\$181	372	\$174
Humboldt General Hospital	3,127	\$783	4,898	\$640	4,767	\$517
Incline Village Community Hospital	1,656	\$420	1,584	\$742	835	\$487
Mount Grant General Hospital	1,767	\$557	1,751	\$578	1,097	\$621
Northeastern Nevada Regional Hospital	5,143	\$1,281	5,080	\$1,481	4,491	\$2,047
Pershing General Hospital	1,065	\$739	1,012	\$700	929	\$626
South Lyon Medical Center	1,843	\$314	2,004	\$336	2,054	\$356
William Bee Ririe Hospital	3,738	\$664	4,141	\$986	3,806	\$753
Rural Hospital Total	31,970	\$746	32,725	\$806	26,298	\$919

9. Other Tests

BETOS: 00872 - Other Aftercare & Convalescence;

Definitions: **Anticoagulants:** Drugs that suppress, delay, or prevent blood clots. **Atrial fibrillation:** An irregular and often very fast heart rate. The heart's two upper chambers (the atria) beat chaotically and irregularly - out of coordination with the two lower chambers (the ventricles) of the heart. **Hypothyroidism:** Diminished production of thyroid hormone, leading to clinical manifestations of thyroid insufficiency, including low metabolic rate, tendency to gain weight, somnolence, and sometimes myxedema.

Arthropathy: Any disease or abnormal condition affecting a joint.

Table OTH1A. Nevada General Acute Hospitals by Gender and Age Group

Nevada State Demographic	2022 Discharges		2023 Discharges		2024 Discharges	
	Discharges	Avg Bill per Discharge	Discharges	Avg Bill per Discharge	Discharges	Avg Bill per Discharge
Female	35,648	\$863	50,267	\$632	54,925	\$739
Male	27,770	\$1,183	40,888	\$894	45,022	\$998
Unknown	10	\$662	35	\$532	45	\$814
Age < 1	1,218	\$1,151	1,752	\$749	1,126	\$703
Ages 1-18	5,766	\$1,668	11,981	\$875	13,596	\$986
Ages 19-34	0	NR	0	NR	0	NR
Ages 35-64	24,690	\$960	43,337	\$690	48,793	\$780
Ages 65+	13,738	\$1,255	21,184	\$908	21,688	\$1,096
Unknown	10,701	\$467	12	\$974	20	\$768
State Total	56,113	\$1,015	78,266	\$779	85,223	\$893

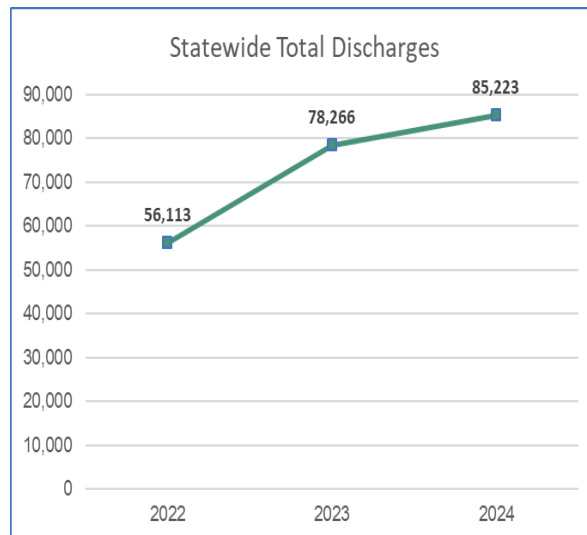


Chart TH 15-A Patient Discharges (Cases)

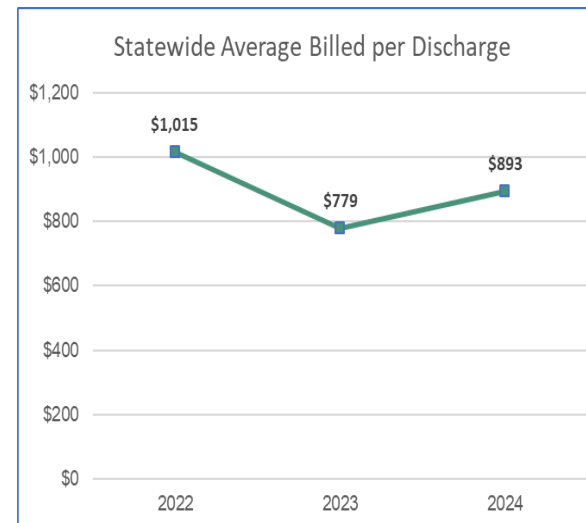


Chart TH 15-B Average Billed Charges (Avg Bill)

Table OTH1B. Clark County General Acute Hospitals

Clark County Hospitals	2022 Discharges		2023 Discharges		2024 Discharges	
	Discharges	Avg Bill per Discharge	Discharges	Avg Bill per Discharge	Discharges	Avg Bill per Discharge
Boulder City Hospital	< 5*	< 5*	< 5*	< 5*	0	NR
Centennial Hills Hospital Medical Center	58	\$5,185	64	\$5,684	75	\$6,025
Dignity Health - St. Rose Dominican Blue Diamond, LLC	0	NR	0	NR	0	NR
Dignity Health - St. Rose Dominican Craig Ranch, LLC	0	NR	0	NR	0	NR
Dignity Health - St. Rose Dominican Sahara, LLC	0	NR	0	NR	0	NR
Dignity Health - St. Rose Dominican West Flamingo, LLC	0	NR	0	NR	0	NR
Henderson Hospital	0	NR	0	NR	0	NR
Mesa View Regional Hospital	168	\$7,298	5	\$750	49	\$3,389
Mountain View Hospital	951	\$5,973	1,009	\$6,247	1,170	\$8,400
North Vista Hospital	432	\$235	329	\$224	327	\$233
Southern Hills Hospital and Medical Center	100	\$18,867	41	\$20,979	< 5*	< 5*
Spring Valley Hospital Medical Center	43	\$12,772	60	\$13,934	106	\$12,362
St. Rose Dominican Hospitals - Rose de Lima Campus	0	NR	0	NR	0	NR
St. Rose Dominican Hospitals - San Martin Campus	733	\$4,953	803	\$4,402	587	\$5,774
St. Rose Dominican Hospitals - Siena Campus	523	\$717	562	\$974	815	\$1,178
Summerlin Hospital Medical Center	1,223	\$4,685	1,047	\$5,172	1,489	\$5,483
Sunrise Hospital and Medical Center	3,603	\$2,696	3,753	\$2,756	3,225	\$3,182
University Medical Center of Southern Nevada	< 5*	< 5*	117	\$1,263	0	NR
Valley Hospital Medical Center	0	NR	0	NR	< 5*	< 5*
Clark County Total	7,836	\$3,727	7,791	\$3,649	7,845	\$4,412

* There were fewer than 5 discharges for this row, so data was suppressed.

Table OTH1C. Carson City/Washoe County General Acute Hospitals

Carson City/Washoe County Hospitals	2022 Discharges		2023 Discharges		2024 Discharges	
	Discharges	Avg Bill per Discharge	Discharges	Avg Bill per Discharge	Discharges	Avg Bill per Discharge
Carson Tahoe Regional Medical Center	14,408	\$419	20,815	\$312	20,160	\$375
Northern Nevada Medical Center	8	\$3,657	42	\$2,643	59	\$2,924
Northern Nevada Sierra Medical Center	< 5*	< 5*	10	\$15,892	13	\$10,544
Renown Regional Medical Center	22,410	\$805	42,540	\$592	54,181	\$661
Renown South Meadows Medical Center	29	\$1,324	37	\$1,084	47	\$3,177
Saint Mary's Regional Medical Center	573	\$372	362	\$372	335	\$427
Carson City/Washoe County Total	37,429	\$651	63,806	\$504	74,795	\$588

* There were fewer than 5 discharges for this row, so data was suppressed.

Table OTH1D. Rural General Acute Hospitals

Rural Hospitals	2022 Discharges		2023 Discharges		2024 Discharges	
	Discharges	Avg Bill per Discharge	Discharges	Avg Bill per Discharge	Discharges	Avg Bill per Discharge
Banner Churchill Community Hospital	53	\$584	15	\$565	0	NR
Battle Mountain General Hospital	0	NR	0	NR	0	NR
Carson Valley Medical Center	7,837	\$499	7,144	\$482	8,381	\$469
Desert View Regional Medical Center	0	NR	0	NR	0	NR
Grover C Dils Medical Center	60	\$225	141	\$301	80	\$228
Humboldt General Hospital	893	\$360	3,006	\$354	2,003	\$351
Incline Village Community Hospital	3,994	\$397	4,522	\$368	2,133	\$376
Mount Grant General Hospital	29	\$718	35	\$515	10	\$189
Northeastern Nevada Regional Hospital	230	\$1,411	279	\$1,573	287	\$1,693
Pershing General Hospital	4,720	\$184	4,415	\$196	4,438	\$214
South Lyon Medical Center	< 5*	< 5*	< 5*	< 5*	6	\$69
William Bee Ririe Hospital	15	\$1,857	22	\$3,693	14	\$5,142
Rural Hospital Total	17,834	\$399	19,582	\$389	17,352	\$401

* There were fewer than 5 discharges for this row, so data was suppressed.