



# Personal Health Choices

**Calendar Year 2022 through 2024**

**Book 3 — General Acute Care Hospitals. Outpatient Emergency Department Visits**

Presented by  
Comagine Health and Nevada Health Authority



## Table of Contents

Foreword.....	iii
Introduction.....	iv
Clinical Classification Software Refined (CSSR) System.....	iv
Additional Information .....	iv
Report Navigation.....	v
General Acute Care Hospitals.....	v
CCSR Groups – Discussion and Graphics.....	1
1. Pneumonia and Other Specified/Unspecified Respiratory Disease .....	2
2. Headache Including Migraine .....	5
3. Upper Respiratory Infections Including Allergic Reactions and Otitis Media .....	8
4. Dental, Oral Diseases and Injuries .....	11
5. Asthma and Chronic Obstructive Pulmonary Disease (COPD) .....	14
6. Chest Pain.....	17
7. Abdominal Pain .....	20
8. Fractures and Dislocations Except Femur, Pelvis and Back .....	23
9. Musculoskeletal Pain Including Back Pain .....	26
10. Urinary Tract Infections (UTIs) .....	29
11. Contusion, Open Wound and Other Trauma to Skin and Subcutaneous Tissue .....	32
12. Other Skin, Subcutaneous Tissue and Breast Disorders .....	35
13. Viral Illness .....	38
14. Pregnancy and Childbirth Related Visits.....	41
15. Mental Health, Substance Abuse and Other Nervous Disorders .....	44

## Foreword

Personal Health Choices is a joint publication of the Comagine Health and the Nevada Health Authority. This report presents general acute care hospital outpatient emergency department discharge billing records data for 15 common medical diagnoses as reported by Nevada’s general acute care hospitals that discharged patients within the period.

The data are available through the standard Uniform Billing form, which is utilized by hospitals to bill for hospital charges. The data include patients who were admitted to a hospital through the emergency department and were not transferred to an inpatient admission. The data identify billed charges, not the actual payments received by the hospital.

The data were compiled by Comagine Health using information from outpatient hospital billing records. This information was gathered and analyzed as part of a contractual agreement between the Department of Health and Human Services and Comagine Health under the authority granted in Section 439B of the Nevada Revised Statutes. Comagine Health reviews the data and requests corrections when errors are found. It is not possible to detect all errors. Comagine Health is not responsible for errors that cannot be found by a review.

UB-04 Manual. OFFICIAL UB-04 DATA SPECIFICATIONS MANUAL and THE UB-04 DATA FILE, 2022 and 2023, is copyrighted by American Hospital Association (“AHA”), Chicago, Illinois. No portion of OFFICIAL UB-04 MANUAL or THE UB-04 DATA FILE, may be reproduced, sorted in a retrieval system, or transmitted, in any form or by any means, electronic, mechanical, photocopying, recording or otherwise, without prior express, written consent of AHA.

### **Comagine Health**

Data Solutions Department  
10700 Meridian Ave N Suite 300,  
Seattle, WA 98133  
Telephone: (206) 364-9700

### **Nevada Health Authority**

4070 Silver Sage Drive  
Carson City, NV 89701  
Telephone: (775) 684-3676

### **Personal Health Choices, Calendar Year 2022 through 2024**

Book 3 – General Acute Care Hospitals, Outpatient Emergency Department Visits  
Published September 2025

## Introduction

This Book 3 of Personal Health Choices compares 38 of Nevada's general acute care hospitals with respect to 15 common categories of diagnoses that would be treated in the emergency department, defined by Clinical Classification Software Refined (CCSR) using ICD-10-CM diagnosis codes (CCSR: see below). The definitions to all CCSR used in this report can be found on the narrative page for each CCSR grouping.

## Clinical Classification Software Refined (CCSR) System

Clinical Classification Software Refined (CCSR) is a group developed by the Agency for Healthcare Research and Quality. It groups diagnosis codes into clinically meaningful categories for reporting.

For this report, Comagine Health grouped specific CCSR into 15 common categories of diagnoses that would be provided by acute care hospital emergency departments.

For more information on CCSR, please visit [https://hcup-us.ahrq.gov/toolssoftware/ccsr/ccs\\_refined.jsp](https://hcup-us.ahrq.gov/toolssoftware/ccsr/ccs_refined.jsp)

## Additional Information

Personal Health Choices is intended as a source of information regarding the billed charges of hospitals in Nevada and should not be construed as a definitive guide for selecting a hospital to receive medical care. The financial information in this report is based on the hospital billed charges and not the amount that was actually paid to the hospital. Billed charges and paid amounts can differ significantly. This report provides the reader information about one component of health care pricing – emergency department visits. Professional physician and other non-hospital inpatient ancillary health care services are not covered in this report.



## Report Navigation

This report includes outpatient emergency department visits from acute care hospitals where the visit occurred from calendar year 2022 through calendar year 2024.

Each CCSR group is introduced with a short narrative that describes the CCSRs included in the group. The narrative information is based on the available data and contains information on the primary diagnosis related to the emergency department visit.

After the narrative, a series of tables and charts are presented that include the number of discharges and the average billed per discharge for the CCSR group. The first table presents statewide averages along with gender and age breakdowns. The first table is followed by three charts to illustrate that same information. Following the charts will be three tables that contain the information by hospital for Clark County, Carson City/Washoe County and rural counties.

It should be noted that when comparing hospitals, information based on small numbers of cases cannot provide a reliable statistical base upon which information can reflect a given hospital's experience. Rows that include five or fewer discharges are suppressed in this report, but caution should still be used when interpreting the data.

Further, physician charges (including those of surgeons) are normally separate from hospital charges, except in rural areas where some physician services – such as radiology, anesthesia, and laboratory tests – may be included in the hospital charges.

Comagine Health receives patient discharge records directly from all the hospitals included in this report.

## General Acute Care Hospitals

Hospital Name	Address	Phone Number	County
Banner Churchill Community Hospital	801 E. Williams Ave., Fallon, NV 89406	(775) 423-3151	Churchill
Battle Mountain General Hospital	535 Humboldt St., Battle Mountain, NV 89820	(775) 635-2550	Lander
Boulder City Hospital	901 Adams Blvd., Boulder City, NV 89005	(702) 293-4111	Clark
Carson Tahoe Regional Medical Center	1600 Medical Parkway, Carson City, NV 89703	(775) 445-8000	Carson City
Carson Valley Medical Center	1107 Highway 395, Gardnerville, NV 89410	(775) 782-1500	Douglas
Centennial Hills Hospital Medical Center	6900 N. Durango Drive, Las Vegas, NV 89149	(702) 835-9700	Clark
Desert View Regional Medical Center	360 S. Lola Lane, Pahrump, NV 89048	(775) 751-7500	Nye
Dignity Health – St. Rose Dominican Blue Diamond, LLC	4855 Blue Diamond Road, Las Vegas, NV 89139	(702) 216-7305	Clark
Dignity Health – St. Rose Dominican Craig Ranch, LLC	1550 W. Craig Road, North Las Vegas, NV 89032	(702) 777-3615	Clark
Dignity Health – St. Rose Dominican Sahara, LLC	4980 W. Sahara Ave., Las Vegas, NV 89146	(702) 216-7365	Clark
Dignity Health – St. Rose Dominican West Flamingo, LLC	9880 W. Flamingo Road, Las Vegas, NV 89147	(702) 216-7335	Clark
Grover C Dils Medical Center	700 N. Spring St., Caliente, NV 89008	(775) 726-3171	Lincoln
Henderson Hospital	1050 W. Galleria Drive, Henderson, NV 89011	(702) 963-7000	Clark

Hospital Name	Address	Phone Number	County
Humboldt General Hospital	118 E. Haskell St., Winnemucca, NV 89445	(775) 623-5222	Humboldt
Incline Village Community Hospital	880 Alder Ave., Incline Village, NV 89451	(775) 833-4100	Washoe
Mesa View Regional Hospital	1299 Bertha Howe Ave., Mesquite, NV 89027	(702) 346-8040	Clark
Mount Grant General Hospital	200 S. A St, Hawthorne, NV 89415	(775) 945-2461	Mineral
Mountain View Hospital	3100 N. Tenaya Way, Las Vegas, NV 89128	(702) 962-5000	Clark
North Vista Hospital	1409 E. Lake Mead Blvd., North Las Vegas, NV 89030	(702) 649-7711	Clark
Northeastern Nevada Regional Hospital	2001 Errecart Blvd., Elko, NV 89801	(775) 738-5151	Elko
Northern Nevada Medical Center	2375 E. Prater Way, Sparks, NV 89434	(775) 331-7000	Washoe
Northern Nevada Sierra Medical Center	625 Innovation Dr, Reno, NV 89511	(775) 799-7320	Washoe
Pershing General Hospital	855 Sixth St., Lovelock, NV 89419	(775) 273-2621	Pershing
Renown Regional Medical Center	1155 Mill St., Reno, NV 89502	(775) 982-4100	Washoe
Renown South Meadows Medical Center	10101 Double R Blvd., Reno, NV 89521	(775) 982-7000	Washoe
Saint Mary's Regional Medical Center	235 W Sixth St, Reno, NV 89506	(775) 770-3000	Washoe
South Lyon Medical Center	213 Whitacre St., Yerington, NV 89447	(775) 463-2301	Lyon
Southern Hills Hospital and Medical Center	9300 W. Sunset Road, Las Vegas, NV 89148	(702) 916-5000	Clark
Spring Valley Hospital Medical Center	5400 S. Rainbow Blvd., Las Vegas, NV 89118	(702) 853-3000	Clark
St. Rose Dominican Hospitals - Rose de Lima Campus	102 E Lake Mead Pkwy, Henderson, NV 89015	(702) 564-2622	Clark
St. Rose Dominican Hospitals - San Martin Campus	8280 W. Warm Springs Road, Las Vegas, NV 89113	(702) 492-8000	Clark
St. Rose Dominican Hospitals - Siena Campus	3001 St. Rose Parkway, Henderson, NV 89052	(702) 616-5000	Clark
Summerlin Hospital Medical Center	657 Town Center Drive, Las Vegas, NV 89144	(702) 233-7000	Clark
Sunrise Hospital and Medical Center	3186 S. Maryland Parkway, Las Vegas, NV 89109	(702) 731-8000	Clark
University Medical Center of Southern Nevada	1800 W. Charleston Blvd, Las Vegas, NV 89012	(702) 383-2000	Clark
Valley Hospital Medical Center	620 Shadow Lane, Las Vegas, NV 89106	(702) 388-4000	Clark
William Bee Ririe Hospital	1500 Avenue H, Ely, NV 89301	(775) 289-3001	White Pine

## **CCSR Groups – Discussion and Graphics**

# 1. Pneumonia and Other Specified/Unspecified Respiratory Disease

**CCSR:** Respiratory congenital malformations (MAL007), Respiratory distress syndrome (PNL005), Respiratory perinatal condition (PNL006), Pneumonia (except that caused by tuberculosis) (RSP002), Other specified and unspecified upper respiratory disease (RSP007), Respiratory failure; insufficiency; arrest (RSP012), Other specified and unspecified lower respiratory disease (RSP016), Postprocedural or postoperative respiratory system complication (RSP017)

**Definitions:** **Asthma:** Chronic inflammatory disease of the airways. **Bronchitis:** An inflammation of the air passages between the nose and the lungs, including the windpipe or trachea and the larger air tubes of the lung that bring air in from the trachea (bronchi). **Bronchial tubes:** The major airways to the lungs and their main branches. **Croup:** An infection of the upper airway, generally in children, which obstructs breathing and causes a characteristic barking cough. **Larynx:** The structure between the pharynx and the trachea that contains the vocal cords. **Pharynx:** The upper expanded portion of the digestive tube, between the esophagus below and the mouth and nasal cavities above and in front. **Trachea:** A tube-like portion of the respiratory tract that connects the larynx with the bronchial parts of the lungs. Also known as windpipe. **Bronchiolitis:** An acute viral infection of the small air passages of the lungs called the bronchioles. **Bronchioles:** Small airways extending from the bronchi into the lobes of the lungs. **Pneumonia:** Inflammation of the lungs, usually due to infection with bacteria, viruses, or other pathogenic organisms.

**Table RSP1A. Nevada General Acute Hospitals by Gender and Age Group**

Nevada State Demographic	2022 Discharges		2023 Discharges		2024 Discharges	
	Discharges	Avg Bill per Discharge	Discharges	Avg Bill per Discharge	Discharges	Avg Bill per Discharge
Female	7,909	\$13,997	7,139	\$16,067	8,684	\$18,111
Male	7,079	\$13,167	6,808	\$15,296	7,742	\$17,225
Unknown	61	\$9,530	56	\$7,808	75	\$9,393
Age < 1	580	\$5,635	446	\$5,559	507	\$7,294
Ages 1-18	3,464	\$6,773	2,632	\$7,707	3,028	\$9,147
Ages 19-34	0	NR	0	NR	0	NR
Ages 35-64	4,874	\$16,407	4,873	\$18,151	5,828	\$20,327
Ages 65+	3,546	\$19,264	3,918	\$20,238	4,500	\$22,028
Unknown	348	\$6,610	0	NR	0	NR
<b>State Total</b>	<b>12,812</b>	<b>\$13,839</b>	<b>11,869</b>	<b>\$16,050</b>	<b>13,863</b>	<b>\$17,961</b>

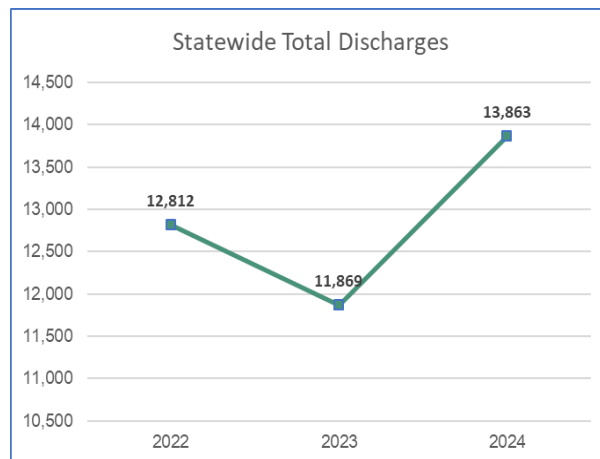


Chart ED 1-A Patient Discharges (Cases)

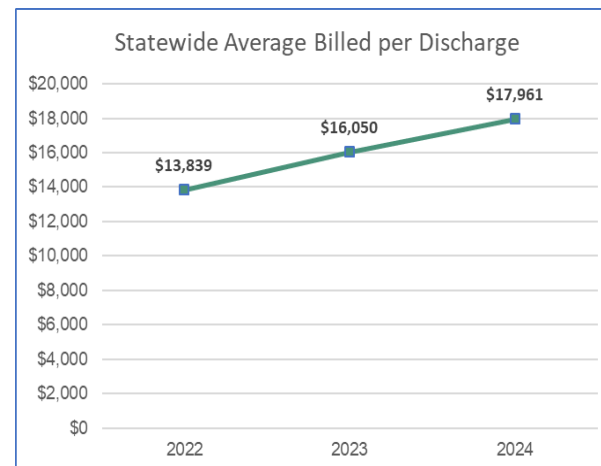


Chart ED 1-B Average Billed Charges (Avg Bill)



**Table RSP1B. Clark County General Acute Hospitals**

Clark County Hospitals	2022 Discharges		2023 Discharges		2024 Discharges	
	Discharges	Avg Bill per Discharge	Discharges	Avg Bill per Discharge	Discharges	Avg Bill per Discharge
Boulder City Hospital	32	\$11,988	68	\$14,803	66	\$18,038
Centennial Hills Hospital Medical Center	759	\$18,192	605	\$19,603	716	\$20,912
Dignity Health - St. Rose Dominican Blue Diamond, LLC	186	\$10,198	176	\$12,304	172	\$16,844
Dignity Health - St. Rose Dominican Craig Ranch, LLC	593	\$7,156	482	\$9,772	468	\$11,761
Dignity Health - St. Rose Dominican Sahara, LLC	238	\$9,700	220	\$13,480	193	\$16,411
Dignity Health - St. Rose Dominican West Flamingo, LLC	128	\$10,856	125	\$11,447	108	\$15,544
Henderson Hospital	1,297	\$18,508	837	\$21,017	1,170	\$22,197
Mesa View Regional Hospital	255	\$7,276	307	\$8,088	313	\$8,460
Mountain View Hospital	1,067	\$16,769	989	\$21,068	1,311	\$25,385
North Vista Hospital	143	\$9,673	252	\$7,438	317	\$6,501
Southern Hills Hospital and Medical Center	826	\$13,606	758	\$16,014	976	\$17,739
Spring Valley Hospital Medical Center	667	\$18,459	578	\$20,928	614	\$39,893
St. Rose Dominican Hospitals - Rose de Lima Campus	290	\$11,981	347	\$14,220	360	\$16,548
St. Rose Dominican Hospitals - San Martin Campus	265	\$18,917	277	\$18,150	308	\$21,082
St. Rose Dominican Hospitals - Siena Campus	765	\$20,550	835	\$19,795	952	\$17,614
Summerlin Hospital Medical Center	636	\$18,237	463	\$22,176	563	\$26,728
Sunrise Hospital and Medical Center	1,924	\$13,689	1,700	\$18,929	2,058	\$20,092
University Medical Center of Southern Nevada	129	\$21,841	198	\$18,307	160	\$23,594
Valley Hospital Medical Center	348	\$25,406	516	\$39,027	986	\$23,575
<b>Clark County Total</b>	<b>10,548</b>	<b>\$15,787</b>	<b>9,733</b>	<b>\$18,890</b>	<b>11,811</b>	<b>\$20,982</b>

**Table RSP1C. Carson City/Washoe County General Acute Hospitals**

Carson City/Washoe County Hospitals	2022 Discharges		2023 Discharges		2024 Discharges	
	Discharges	Avg Bill per Discharge	Discharges	Avg Bill per Discharge	Discharges	Avg Bill per Discharge
Carson Tahoe Regional Medical Center	448	\$6,679	501	\$6,042	664	\$9,105
Northern Nevada Medical Center	543	\$9,603	484	\$11,648	773	\$13,019
Northern Nevada Sierra Medical Center	135	\$9,403	187	\$14,088	332	\$15,434
Renown Regional Medical Center	858	\$6,907	870	\$6,354	1,021	\$7,011
Renown South Meadows Medical Center	294	\$6,504	255	\$6,576	297	\$6,559
Saint Mary's Regional Medical Center	393	\$4,438	335	\$5,093	339	\$4,810
<b>Carson City/Washoe County Total</b>	<b>2,671</b>	<b>\$7,135</b>	<b>2,632</b>	<b>\$7,679</b>	<b>3,426</b>	<b>\$9,332</b>

**Table RSP1D. Rural General Acute Hospitals**

Rural Hospitals	2022 Discharges		2023 Discharges		2024 Discharges	
	Discharges	Avg Bill per Discharge	Discharges	Avg Bill per Discharge	Discharges	Avg Bill per Discharge
Banner Churchill Community Hospital	315	\$3,699	297	\$4,467	0	NR
Battle Mountain General Hospital	15	\$3,571	10	\$3,097	9	\$1,416
Carson Valley Medical Center	218	\$9,357	218	\$9,024	263	\$8,535
Desert View Regional Medical Center	353	\$10,194	390	\$10,163	419	\$11,525
Grover C Dils Medical Center	31	\$3,944	80	\$5,672	29	\$4,673
Humboldt General Hospital	85	\$3,029	81	\$5,912	124	\$8,712
Incline Village Community Hospital	33	\$9,979	36	\$9,464	26	\$13,329
Mount Grant General Hospital	70	\$5,428	50	\$5,667	26	\$7,308
Northeastern Nevada Regional Hospital	178	\$7,484	202	\$7,516	231	\$8,446
Pershing General Hospital	17	\$4,180	18	\$4,119	31	\$6,758
South Lyon Medical Center	75	\$4,863	63	\$4,963	63	\$5,021
William Bee Ririe Hospital	42	\$4,184	87	\$25,765	43	\$5,545
<b>Rural Hospital Total</b>	<b>1,432</b>	<b>\$6,906</b>	<b>1,532</b>	<b>\$8,480</b>	<b>1,264</b>	<b>\$9,141</b>

## 2. Headache Including Migraine

**CCSR:** Headache; including migraine (NVS010)

**Definitions:** **Migraine:** A severe recurring headache, usually affecting only one side of the head, that is characterized by sharp pain and is often accompanied by nausea, vomiting, and visual disturbances. **Hypertension:** High blood pressure. **Diabetes mellitus:** A condition in which the pancreas no longer produces enough insulin or cells stop responding to the insulin that is produced, so that glucose in the blood cannot be absorbed into the cells of the body.

**Table MIG1A. Nevada General Acute Hospitals by Gender and Age Group**

Nevada State Demographic	2022 Discharges		2023 Discharges		2024 Discharges	
	Discharges	Avg Bill per Discharge	Discharges	Avg Bill per Discharge	Discharges	Avg Bill per Discharge
Female	14,032	\$12,917	14,596	\$14,165	15,815	\$16,140
Male	6,276	\$12,343	6,346	\$13,556	6,759	\$15,070
Unknown	193	\$9,370	169	\$11,053	223	\$12,723
Age < 1	6	\$2,195	< 5*	< 5*	7	\$3,272
Ages 1-18	1,766	\$6,983	1,870	\$7,697	1,977	\$8,729
Ages 19-34	0	NR	0	NR	0	NR
Ages 35-64	9,529	\$14,234	10,147	\$15,309	10,958	\$17,142
Ages 65+	2,278	\$16,518	2,550	\$17,184	2,733	\$19,532
Unknown	452	\$4,410	0	NR	0	NR
<b>State Total</b>	<b>14,031</b>	<b>\$13,371</b>	<b>14,568</b>	<b>\$14,659</b>	<b>15,675</b>	<b>\$16,491</b>

\* There were fewer than 5 discharges for this row, so data was suppressed.

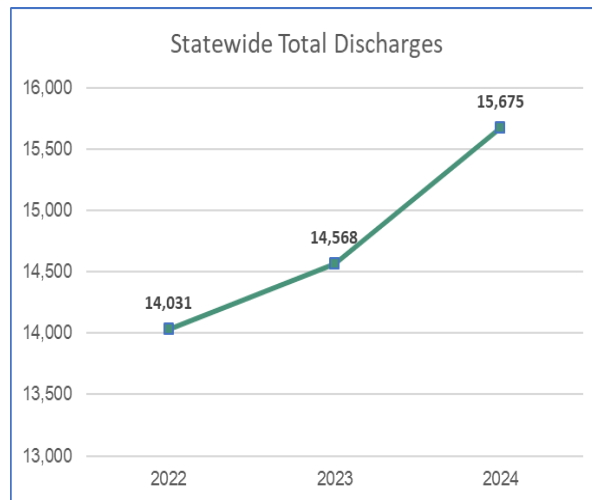


Chart ED 2-A Patient Discharges (Cases)

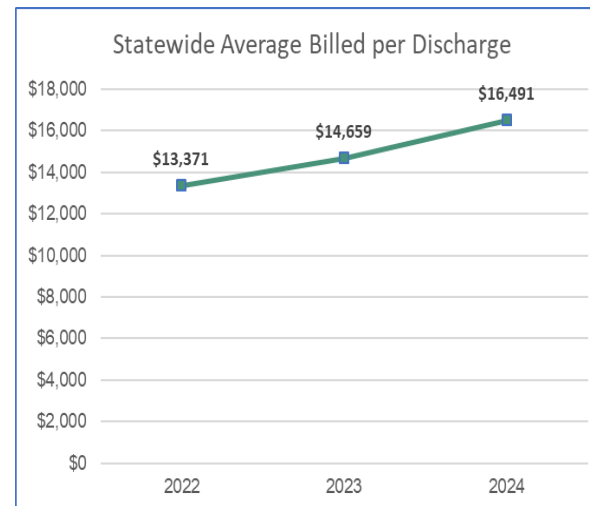


Chart ED 2-B Average Billed Charges (Avg Bill)

**Table MIG1B. Clark County General Acute Hospitals**

Clark County Hospitals	2022 Discharges		2023 Discharges		2024 Discharges	
	Discharges	Avg Bill per Discharge	Discharges	Avg Bill per Discharge	Discharges	Avg Bill per Discharge
Boulder City Hospital	36	\$5,250	64	\$4,588	66	\$4,813
Centennial Hills Hospital Medical Center	1,303	\$19,068	1,044	\$20,564	1,228	\$23,022
Dignity Health - St. Rose Dominican Blue Diamond, LLC	262	\$11,560	285	\$13,100	267	\$14,005
Dignity Health - St. Rose Dominican Craig Ranch, LLC	653	\$10,123	752	\$11,736	688	\$12,865
Dignity Health - St. Rose Dominican Sahara, LLC	380	\$9,919	394	\$12,201	378	\$13,469
Dignity Health - St. Rose Dominican West Flamingo, LLC	141	\$11,294	142	\$13,632	117	\$14,565
Henderson Hospital	1,837	\$19,344	1,442	\$21,025	1,651	\$22,578
Mesa View Regional Hospital	85	\$6,657	95	\$5,542	133	\$6,302
Mountain View Hospital	1,446	\$13,926	1,711	\$16,020	2,208	\$20,231
North Vista Hospital	510	\$5,667	576	\$6,621	591	\$6,002
Southern Hills Hospital and Medical Center	1,332	\$12,719	1,555	\$14,174	1,613	\$16,157
Spring Valley Hospital Medical Center	1,091	\$17,957	1,107	\$20,027	1,028	\$20,933
St. Rose Dominican Hospitals - Rose de Lima Campus	293	\$10,241	356	\$10,167	415	\$11,947
St. Rose Dominican Hospitals - San Martin Campus	362	\$15,776	451	\$15,397	468	\$16,746
St. Rose Dominican Hospitals - Siena Campus	729	\$15,269	1,024	\$16,558	1,130	\$17,009
Summerlin Hospital Medical Center	882	\$18,117	696	\$21,219	813	\$25,718
Sunrise Hospital and Medical Center	2,141	\$13,011	2,468	\$15,899	2,644	\$18,366
University Medical Center of Southern Nevada	241	\$15,923	349	\$14,575	275	\$20,361
Valley Hospital Medical Center	774	\$17,012	978	\$23,043	1,474	\$20,395
<b>Clark County Total</b>	<b>14,498</b>	<b>\$14,925</b>	<b>15,489</b>	<b>\$16,560</b>	<b>17,187</b>	<b>\$18,562</b>

**Table MIG1C. Carson City/Washoe County General Acute Hospitals**

Carson City/Washoe County Hospitals	2022 Discharges		2023 Discharges		2024 Discharges	
	Discharges	Avg Bill per Discharge	Discharges	Avg Bill per Discharge	Discharges	Avg Bill per Discharge
Carson Tahoe Regional Medical Center	568	\$4,416	652	\$4,969	771	\$5,278
Northern Nevada Medical Center	802	\$10,777	656	\$11,299	713	\$13,342
Northern Nevada Sierra Medical Center	238	\$12,983	261	\$13,707	412	\$14,803
Renown Regional Medical Center	1,262	\$5,203	1,503	\$5,418	1,654	\$5,782
Renown South Meadows Medical Center	494	\$4,866	484	\$5,197	445	\$5,431
Saint Mary's Regional Medical Center	552	\$4,677	503	\$4,844	506	\$4,619
<b>Carson City/Washoe County Total</b>	<b>3,916</b>	<b>\$6,587</b>	<b>4,059</b>	<b>\$6,732</b>	<b>4,501</b>	<b>\$7,553</b>

**Table MIG1D. Rural General Acute Hospitals**

Rural Hospitals	2022 Discharges		2023 Discharges		2024 Discharges	
	Discharges	Avg Bill per Discharge	Discharges	Avg Bill per Discharge	Discharges	Avg Bill per Discharge
Banner Churchill Community Hospital	310	\$2,386	230	\$2,451	0	NR
Battle Mountain General Hospital	11	\$2,118	14	\$2,402	< 5*	< 5*
Carson Valley Medical Center	213	\$5,391	208	\$5,851	204	\$5,763
Desert View Regional Medical Center	207	\$6,123	235	\$6,141	256	\$6,731
Grover C Dils Medical Center	14	\$2,351	31	\$2,267	24	\$2,151
Humboldt General Hospital	95	\$3,302	134	\$3,468	144	\$3,876
Incline Village Community Hospital	24	\$12,398	26	\$14,300	23	\$22,313
Mount Grant General Hospital	33	\$3,179	23	\$1,936	23	\$3,638
Northeastern Nevada Regional Hospital	274	\$4,426	327	\$6,910	312	\$7,477
Pershing General Hospital	30	\$3,480	27	\$3,442	24	\$3,702
South Lyon Medical Center	40	\$2,561	29	\$3,750	39	\$3,212
William Bee Ririe Hospital	63	\$2,568	78	\$6,981	56	\$4,487
<b>Rural Hospital Total</b>	<b>1,314</b>	<b>\$4,192</b>	<b>1,362</b>	<b>\$5,297</b>	<b>1,109</b>	<b>\$6,238</b>

\* There were fewer than 5 discharges for this row, so data was suppressed.

### 3. Upper Respiratory Infections Including Allergic Reactions and Otitis Media

**CCSR:** Otitis media (EAR001), Allergic reactions (INJ031), Sinusitis (RSP001), Acute bronchitis (RSP005), Other specified upper respiratory infections (RSP006), Other specified and unspecified upper respiratory disease (RSP007)

**Definitions:** **Otitis media:** An inflammation or infection of the middle ear, common in early childhood. **Pharyngitis:** Inflammation of the pharynx, causing a sore throat.

**Bronchitis:** An inflammation of the air passages between the nose and the lungs, including the windpipe or trachea and the larger air tubes of the lung that bring air in from the trachea (bronchi). **Tonsillitis:** Inflammation of the tonsils. **Croup:** An infection of the upper airway, generally in children, which obstructs breathing and causes a characteristic barking cough. **Sinusitis:** Inflammation of a nasal sinus. **Streptococcus:** A genus of nonmotile, non-spore-forming, aerobic to facultatively anaerobic bacteria containing gram-positive, spherical, or ovoid cells that occur in pairs or short or long chains. These organisms occur regularly in the mouth and intestines of humans and other animals, in dairy products and other foods, and in fermenting plant juices. Some species are pathogenic. **Suppurative otitis media:** Otitis media with the presence of purulent fluid in the middle ear. **Purulent:** Containing, discharging, or causing the production of pus.

**Table RSP2A. Nevada General Acute Hospitals by Gender and Age Group**

Nevada State Demographic	2022 Discharges		2023 Discharges		2024 Discharges	
	Discharges	Avg Bill per Discharge	Discharges	Avg Bill per Discharge	Discharges	Avg Bill per Discharge
Female	57,604	\$5,780	52,447	\$6,410	53,847	\$7,708
Male	49,984	\$5,336	44,990	\$5,988	46,181	\$7,059
Unknown	562	\$4,289	422	\$5,018	447	\$5,466
Age < 1	7,573	\$3,713	6,472	\$4,209	6,631	\$4,835
Ages 1-18	43,658	\$3,654	36,457	\$3,992	34,716	\$4,652
Ages 19-34	0	NR	0	NR	0	NR
Ages 35-64	23,679	\$7,990	24,012	\$8,491	26,022	\$9,913
Ages 65+	10,592	\$9,468	11,202	\$9,666	12,414	\$10,736
Unknown	2,018	\$2,702	0	NR	0	NR
<b>State Total</b>	<b>87,520</b>	<b>\$5,514</b>	<b>78,143</b>	<b>\$6,206</b>	<b>79,783</b>	<b>\$7,330</b>

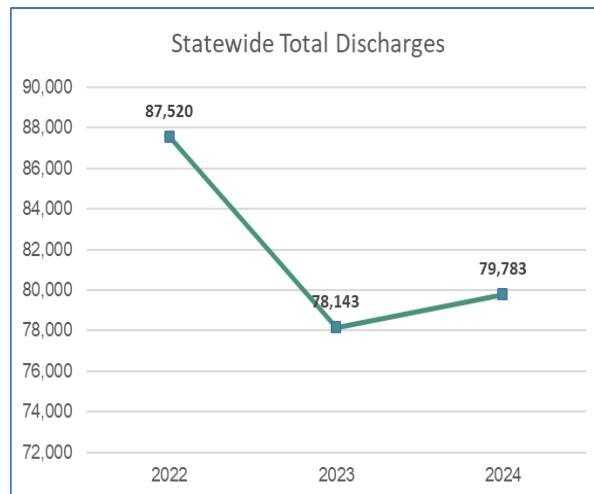


Chart ED 3-A Patient Discharges (Cases)

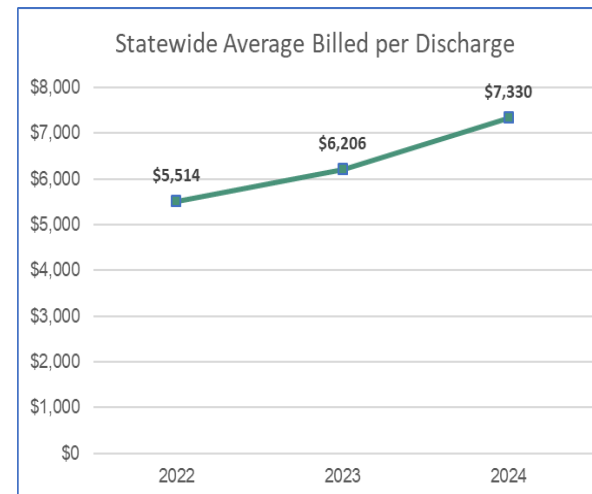


Chart ED 3-B Average Billed Charges (Avg Bill)



**Table RSP2B. Clark County General Acute Hospitals**

Clark County Hospitals	2022 Discharges		2023 Discharges		2024 Discharges	
	Discharges	Avg Bill per Discharge	Discharges	Avg Bill per Discharge	Discharges	Avg Bill per Discharge
Boulder City Hospital	249	\$3,233	424	\$3,778	330	\$3,745
Centennial Hills Hospital Medical Center	5,461	\$7,345	4,197	\$8,314	5,396	\$9,089
Dignity Health - St. Rose Dominican Blue Diamond, LLC	1,681	\$4,860	1,719	\$5,483	1,435	\$6,530
Dignity Health - St. Rose Dominican Craig Ranch, LLC	4,836	\$4,439	4,260	\$4,898	3,517	\$5,485
Dignity Health - St. Rose Dominican Sahara, LLC	2,443	\$4,683	2,642	\$5,297	2,289	\$5,938
Dignity Health - St. Rose Dominican West Flamingo, LLC	1,182	\$4,725	1,174	\$5,379	1,013	\$5,952
Henderson Hospital	8,461	\$8,002	5,765	\$9,206	7,114	\$10,549
Mesa View Regional Hospital	739	\$2,421	798	\$2,562	772	\$2,881
Mountain View Hospital	8,501	\$6,450	7,681	\$7,531	9,210	\$10,187
North Vista Hospital	2,298	\$3,717	3,840	\$3,912	2,996	\$3,542
Southern Hills Hospital and Medical Center	7,473	\$5,481	6,944	\$6,339	6,780	\$7,040
Spring Valley Hospital Medical Center	4,586	\$7,847	4,168	\$9,681	3,735	\$10,806
St. Rose Dominican Hospitals - Rose de Lima Campus	1,344	\$5,178	1,523	\$5,619	1,360	\$6,309
St. Rose Dominican Hospitals - San Martin Campus	1,113	\$8,268	1,163	\$8,703	1,208	\$9,489
St. Rose Dominican Hospitals - Siena Campus	4,385	\$5,860	4,138	\$7,007	4,159	\$7,874
Summerlin Hospital Medical Center	5,442	\$6,996	3,982	\$7,934	4,679	\$9,509
Sunrise Hospital and Medical Center	15,858	\$6,127	14,057	\$7,496	14,172	\$8,644
University Medical Center of Southern Nevada	636	\$8,222	1,233	\$6,289	518	\$10,109
Valley Hospital Medical Center	2,331	\$8,717	3,078	\$9,711	6,443	\$9,650
<b>Clark County Total</b>	<b>79,019</b>	<b>\$6,328</b>	<b>72,786</b>	<b>\$7,168</b>	<b>77,126</b>	<b>\$8,500</b>

**Table RSP2C. Carson City/Washoe County General Acute Hospitals**

Carson City/Washoe County Hospitals	2022 Discharges		2023 Discharges		2024 Discharges	
	Discharges	Avg Bill per Discharge	Discharges	Avg Bill per Discharge	Discharges	Avg Bill per Discharge
Carson Tahoe Regional Medical Center	2,699	\$2,670	2,980	\$2,723	2,981	\$3,173
Northern Nevada Medical Center	3,741	\$4,377	3,365	\$4,730	4,175	\$5,361
Northern Nevada Sierra Medical Center	1,009	\$5,506	973	\$6,390	1,359	\$6,181
Renown Regional Medical Center	7,968	\$2,374	7,075	\$2,636	6,808	\$2,856
Renown South Meadows Medical Center	1,675	\$3,399	1,344	\$3,658	1,272	\$3,699
Saint Mary's Regional Medical Center	2,068	\$2,846	1,706	\$2,823	1,420	\$2,865
<b>Carson City/Washoe County Total</b>	<b>19,160</b>	<b>\$3,112</b>	<b>17,443</b>	<b>\$3,361</b>	<b>18,015</b>	<b>\$3,800</b>

**Table RSP2D. Rural General Acute Hospitals**

Rural Hospitals	2022 Discharges		2023 Discharges		2024 Discharges	
	Discharges	Avg Bill per Discharge	Discharges	Avg Bill per Discharge	Discharges	Avg Bill per Discharge
Banner Churchill Community Hospital	1,882	\$1,256	1,210	\$1,359	0	NR
Battle Mountain General Hospital	52	\$1,459	126	\$1,142	35	\$1,331
Carson Valley Medical Center	920	\$3,377	870	\$3,528	819	\$3,698
Desert View Regional Medical Center	1,264	\$3,681	1,485	\$4,351	1,378	\$5,225
Grover C Dils Medical Center	79	\$2,157	153	\$3,178	73	\$2,191
Humboldt General Hospital	539	\$1,637	589	\$2,168	594	\$2,321
Incline Village Community Hospital	105	\$11,596	116	\$8,598	58	\$7,099
Mount Grant General Hospital	173	\$1,495	195	\$1,598	156	\$2,311
Northeastern Nevada Regional Hospital	1,488	\$2,632	1,161	\$2,908	1,266	\$3,712
Pershing General Hospital	128	\$2,302	124	\$2,582	92	\$2,653
South Lyon Medical Center	336	\$1,736	329	\$1,429	308	\$1,447
William Bee Ririe Hospital	593	\$1,535	651	\$4,166	555	\$2,690
<b>Rural Hospital Total</b>	<b>7,559</b>	<b>\$2,439</b>	<b>7,009</b>	<b>\$3,035</b>	<b>5,334</b>	<b>\$3,650</b>

## 4. Dental, Oral Diseases and Injuries

**CCSR:** Any dental condition including traumatic injury (DEN001), Nontraumatic dental conditions (DEN002), Caries, periodontitis, and other preventable dental conditions (DEN003), Diseases of mouth; excluding dental (DIG003)

**Definitions:** **Carie:** Decay of a bone or tooth, especially dental caries; cavity. **Periapical abscess:** Inflammation with pus in the tissues surrounding the apex of a tooth. **Stomatitis:** Inflammation of the mucous membrane of the mouth. **Mucositis:** Any inflammation of a mucous membrane, such as the lining of the mouth and throat. **Apical periodontitis:** Inflammation of the periodontal ligament surrounding the root apex of a tooth. **Gingivitis:** A common and mild form of gum disease (periodontal disease) that causes irritation, redness and swelling (inflammation) of your gums.

**Table DNT1A. Nevada General Acute Hospitals by Gender and Age Group**

Nevada State Demographic	2022 Discharges		2023 Discharges		2024 Discharges	
	Discharges	Avg Bill per Discharge	Discharges	Avg Bill per Discharge	Discharges	Avg Bill per Discharge
Female	33,927	\$4,523	30,642	\$5,342	33,129	\$6,212
Male	35,296	\$4,605	32,905	\$5,377	35,591	\$6,055
Unknown	682	\$5,944	515	\$7,955	554	\$7,821
Age < 1	1,520	\$2,537	1,083	\$3,005	990	\$2,884
Ages 1-18	16,475	\$3,098	12,966	\$3,571	13,511	\$4,368
Ages 19-34	0	NR	0	NR	0	NR
Ages 35-64	23,688	\$5,149	23,577	\$5,857	26,461	\$6,485
Ages 65+	4,513	\$9,522	5,092	\$10,045	5,616	\$11,365
Unknown	1,349	\$2,085	0	NR	0	NR
<b>State Total</b>	<b>47,545</b>	<b>\$4,683</b>	<b>42,718</b>	<b>\$5,590</b>	<b>46,578</b>	<b>\$6,383</b>

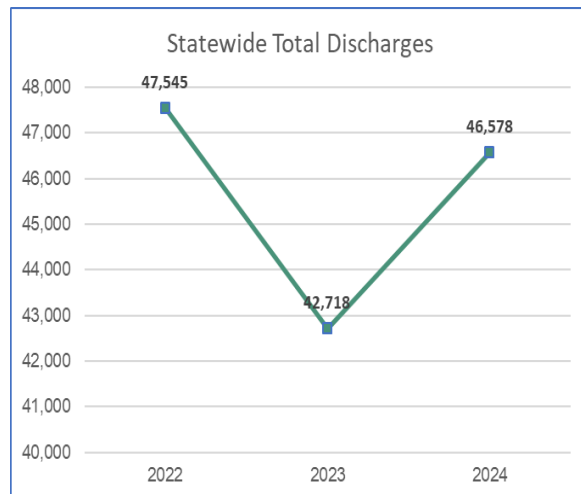


Chart ED 4-A Patient Discharges (Cases)

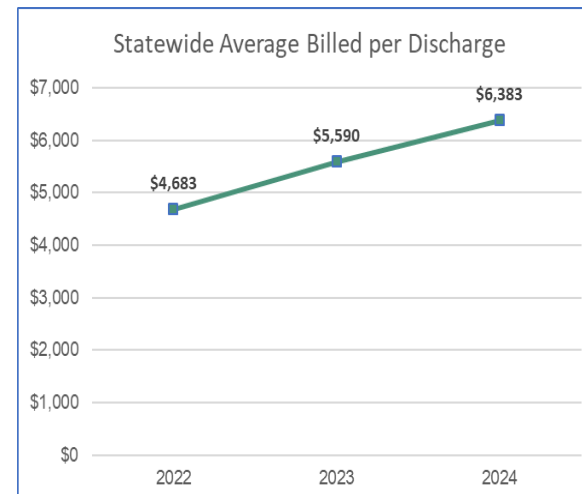


Chart ED 4-B Average Billed Charges (Avg Bill)

**Table DNT1B. Clark County General Acute Hospitals**

Clark County Hospitals	2022 Discharges		2023 Discharges		2024 Discharges	
	Discharges	Avg Bill per Discharge	Discharges	Avg Bill per Discharge	Discharges	Avg Bill per Discharge
Boulder City Hospital	144	\$1,587	282	\$2,483	258	\$1,883
Centennial Hills Hospital Medical Center	2,707	\$5,494	2,044	\$6,740	2,823	\$8,407
Dignity Health - St. Rose Dominican Blue Diamond, LLC	785	\$4,022	786	\$4,510	787	\$4,756
Dignity Health - St. Rose Dominican Craig Ranch, LLC	2,400	\$3,677	2,158	\$3,800	2,229	\$3,890
Dignity Health - St. Rose Dominican Sahara, LLC	1,242	\$3,567	1,560	\$4,215	1,473	\$4,486
Dignity Health - St. Rose Dominican West Flamingo, LLC	479	\$4,554	455	\$3,494	425	\$4,398
Henderson Hospital	5,191	\$5,271	3,499	\$6,975	4,407	\$7,961
Mesa View Regional Hospital	494	\$2,812	598	\$2,546	497	\$3,075
Mountain View Hospital	3,894	\$6,815	3,999	\$7,878	5,013	\$10,116
North Vista Hospital	1,945	\$2,521	2,723	\$2,810	2,583	\$2,577
Southern Hills Hospital and Medical Center	3,725	\$5,800	3,614	\$6,672	3,874	\$7,070
Spring Valley Hospital Medical Center	2,830	\$5,740	2,422	\$7,431	2,554	\$7,686
St. Rose Dominican Hospitals - Rose de Lima Campus	1,484	\$3,111	1,293	\$3,797	1,406	\$4,198
St. Rose Dominican Hospitals - San Martin Campus	630	\$5,109	711	\$5,613	774	\$6,851
St. Rose Dominican Hospitals - Siena Campus	2,324	\$6,895	2,291	\$7,091	2,430	\$7,531
Summerlin Hospital Medical Center	2,322	\$5,721	1,615	\$7,290	2,095	\$8,624
Sunrise Hospital and Medical Center	10,471	\$6,043	8,962	\$7,745	8,948	\$8,573
University Medical Center of Southern Nevada	752	\$9,208	979	\$10,716	625	\$13,140
Valley Hospital Medical Center	2,107	\$5,980	2,699	\$6,128	5,215	\$6,473
<b>Clark County Total</b>	<b>45,926</b>	<b>\$5,480</b>	<b>42,690</b>	<b>\$6,440</b>	<b>48,416</b>	<b>\$7,278</b>

**Table DNT1C. Carson City/Washoe County General Acute Hospitals**

Carson City/Washoe County Hospitals	2022 Discharges		2023 Discharges		2024 Discharges	
	Discharges	Avg Bill per Discharge	Discharges	Avg Bill per Discharge	Discharges	Avg Bill per Discharge
Carson Tahoe Regional Medical Center	1,744	\$2,166	2,153	\$2,206	2,648	\$2,459
Northern Nevada Medical Center	3,423	\$3,371	2,836	\$3,820	3,516	\$4,863
Northern Nevada Sierra Medical Center	799	\$3,266	799	\$5,225	1,307	\$4,638
Renown Regional Medical Center	5,945	\$3,418	5,985	\$3,824	6,184	\$3,958
Renown South Meadows Medical Center	1,565	\$2,866	1,430	\$3,228	1,216	\$3,204
Saint Mary's Regional Medical Center	2,722	\$2,129	2,325	\$2,286	2,115	\$2,255
<b>Carson City/Washoe County Total</b>	<b>16,198</b>	<b>\$2,996</b>	<b>15,528</b>	<b>\$3,386</b>	<b>16,986</b>	<b>\$3,698</b>

**Table DNT1D. Rural General Acute Hospitals**

Rural Hospitals	2022 Discharges		2023 Discharges		2024 Discharges	
	Discharges	Avg Bill per Discharge	Discharges	Avg Bill per Discharge	Discharges	Avg Bill per Discharge
Banner Churchill Community Hospital	1,435	\$896	937	\$972	0	NR
Battle Mountain General Hospital	41	\$942	110	\$993	18	\$846
Carson Valley Medical Center	647	\$2,597	643	\$3,035	608	\$3,620
Desert View Regional Medical Center	886	\$2,700	971	\$3,631	996	\$2,859
Grover C Dils Medical Center	41	\$2,011	84	\$3,165	76	\$2,063
Humboldt General Hospital	388	\$1,285	375	\$1,245	394	\$979
Incline Village Community Hospital	26	\$9,179	24	\$12,136	12	\$20,003
Mount Grant General Hospital	194	\$1,361	125	\$1,701	90	\$1,599
Northeastern Nevada Regional Hospital	899	\$2,516	920	\$3,043	941	\$3,297
Pershing General Hospital	173	\$2,576	182	\$1,908	143	\$2,268
South Lyon Medical Center	286	\$1,461	261	\$1,314	198	\$1,208
William Bee Ririe Hospital	545	\$1,043	551	\$3,290	396	\$1,981
<b>Rural Hospital Total</b>	<b>5,561</b>	<b>\$1,830</b>	<b>5,183</b>	<b>\$2,515</b>	<b>3,872</b>	<b>\$2,696</b>

## 5. Asthma and Chronic Obstructive Pulmonary Disease (COPD)

**CCSR:** Chronic obstructive pulmonary disease and bronchiectasis (RSP008), Asthma (RSP009)

**Definitions:** **Bronchitis:** An inflammation of the air passages between the nose and the lungs, including the windpipe or trachea and the larger air tubes of the lung that bring air in from the trachea (bronchi). **Pharyngitis:** Inflammation of the pharynx, causing a sore throat. **Otitis media:** An inflammation or infection of the middle ear, common in early childhood. **Pneumonia:** Inflammation of the lungs, usually due to infection with bacteria, viruses, or other pathogenic organisms. **Sinusitis:** Inflammation of a nasal sinus. **Bronchiolitis:** An acute viral infection of the small air passages of the lungs called the bronchioles. **Bronchioles:** Small airways extending from the bronchi into the lobes of the lungs.

**Table AST1A. Nevada General Acute Hospitals by Gender and Age Group**

Nevada State Demographic	2022 Discharges		2023 Discharges		2024 Discharges	
	Discharges	Avg Bill per Discharge	Discharges	Avg Bill per Discharge	Discharges	Avg Bill per Discharge
Female	10,126	\$11,109	9,429	\$12,335	10,165	\$13,575
Male	8,027	\$10,210	7,931	\$11,904	8,353	\$12,603
Unknown	82	\$5,743	77	\$7,054	83	\$7,922
Age < 1	58	\$5,625	30	\$7,734	45	\$6,751
Ages 1-18	3,920	\$6,747	3,500	\$8,090	3,866	\$9,182
Ages 19-34	0	NR	0	NR	0	NR
Ages 35-64	6,405	\$11,762	6,471	\$13,493	6,855	\$14,499
Ages 65+	3,551	\$16,726	3,698	\$17,017	3,677	\$18,772
Unknown	330	\$5,047	0	NR	0	NR
<b>State Total</b>	<b>14,264</b>	<b>\$11,439</b>	<b>13,699</b>	<b>\$13,051</b>	<b>14,443</b>	<b>\$14,140</b>

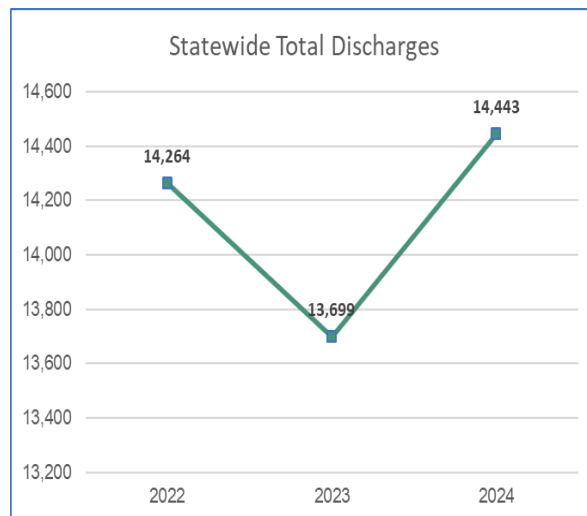


Chart ED 5-A Patient Discharges (Cases)

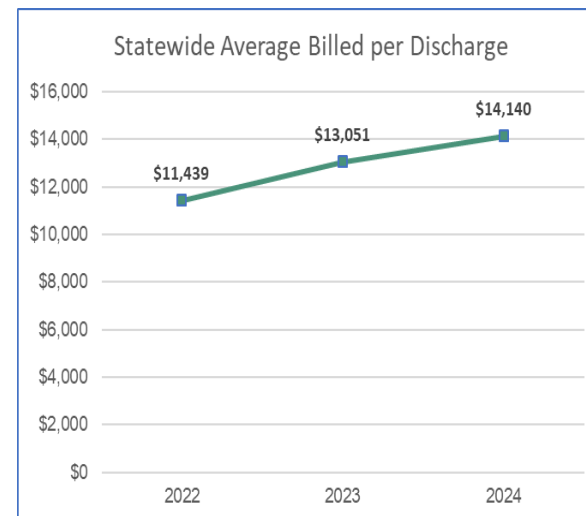


Chart ED 5-B Average Billed Charges (Avg Bill)



**Table AST1B. Clark County General Acute Hospitals**

Clark County Hospitals	2022 Discharges		2023 Discharges		2024 Discharges	
	Discharges	Avg Bill per Discharge	Discharges	Avg Bill per Discharge	Discharges	Avg Bill per Discharge
Boulder City Hospital	52	\$7,639	95	\$9,910	73	\$11,331
Centennial Hills Hospital Medical Center	868	\$12,791	620	\$15,373	778	\$17,063
Dignity Health - St. Rose Dominican Blue Diamond, LLC	224	\$8,117	236	\$9,782	255	\$11,246
Dignity Health - St. Rose Dominican Craig Ranch, LLC	668	\$7,024	666	\$8,646	675	\$9,678
Dignity Health - St. Rose Dominican Sahara, LLC	292	\$7,391	356	\$8,556	384	\$11,222
Dignity Health - St. Rose Dominican West Flamingo, LLC	108	\$9,774	139	\$10,269	131	\$10,052
Henderson Hospital	1,406	\$14,097	1,023	\$15,916	1,252	\$17,327
Mesa View Regional Hospital	172	\$6,589	177	\$6,774	176	\$7,028
Mountain View Hospital	1,205	\$11,897	1,224	\$14,540	1,581	\$17,602
North Vista Hospital	611	\$5,578	858	\$5,810	932	\$4,805
Southern Hills Hospital and Medical Center	1,039	\$8,883	1,031	\$9,586	1,038	\$10,341
Spring Valley Hospital Medical Center	803	\$15,366	763	\$15,840	760	\$19,051
St. Rose Dominican Hospitals - Rose de Lima Campus	331	\$10,547	368	\$10,564	401	\$10,798
St. Rose Dominican Hospitals - San Martin Campus	251	\$17,288	217	\$15,000	255	\$15,108
St. Rose Dominican Hospitals - Siena Campus	792	\$14,996	756	\$15,374	776	\$13,104
Summerlin Hospital Medical Center	833	\$11,571	658	\$14,375	652	\$16,432
Sunrise Hospital and Medical Center	2,689	\$12,297	2,848	\$15,006	2,885	\$16,722
University Medical Center of Southern Nevada	148	\$17,586	277	\$12,642	149	\$20,509
Valley Hospital Medical Center	727	\$18,780	964	\$25,123	1,548	\$16,800
<b>Clark County Total</b>	<b>13,219</b>	<b>\$12,116</b>	<b>13,276</b>	<b>\$13,854</b>	<b>14,701</b>	<b>\$14,689</b>

**Table AST1C. Carson City/Washoe County General Acute Hospitals**

Carson City/Washoe County Hospitals	2022 Discharges		2023 Discharges		2024 Discharges	
	Discharges	Avg Bill per Discharge	Discharges	Avg Bill per Discharge	Discharges	Avg Bill per Discharge
Carson Tahoe Regional Medical Center	428	\$5,234	454	\$5,138	496	\$6,411
Northern Nevada Medical Center	526	\$8,081	502	\$8,771	529	\$9,424
Northern Nevada Sierra Medical Center	125	\$8,904	164	\$11,357	214	\$11,336
Renown Regional Medical Center	865	\$6,229	812	\$5,951	867	\$6,551
Renown South Meadows Medical Center	200	\$6,131	169	\$6,482	177	\$6,802
Saint Mary's Regional Medical Center	506	\$3,515	423	\$3,782	353	\$3,521
<b>Carson City/Washoe County Total</b>	<b>2,650</b>	<b>\$6,037</b>	<b>2,524</b>	<b>\$6,389</b>	<b>2,636</b>	<b>\$7,101</b>

**Table AST1D. Rural General Acute Hospitals**

Rural Hospitals	2022 Discharges		2023 Discharges		2024 Discharges	
	Discharges	Avg Bill per Discharge	Discharges	Avg Bill per Discharge	Discharges	Avg Bill per Discharge
Banner Churchill Community Hospital	292	\$2,512	195	\$2,884	0	NR
Battle Mountain General Hospital	12	\$5,748	19	\$2,007	< 5*	< 5*
Carson Valley Medical Center	152	\$6,467	151	\$6,526	165	\$6,664
Desert View Regional Medical Center	396	\$8,430	444	\$9,050	457	\$9,468
Grover C Dils Medical Center	39	\$3,717	34	\$4,355	35	\$3,487
Humboldt General Hospital	99	\$3,114	97	\$4,062	115	\$4,833
Incline Village Community Hospital	24	\$7,964	16	\$7,296	8	\$6,329
Mount Grant General Hospital	68	\$3,842	64	\$4,483	51	\$8,499
Northeastern Nevada Regional Hospital	249	\$5,456	227	\$6,012	246	\$7,670
Pershing General Hospital	44	\$3,761	44	\$3,527	56	\$4,680
South Lyon Medical Center	86	\$2,950	98	\$3,198	64	\$3,674
William Bee Ririe Hospital	78	\$3,102	74	\$6,437	64	\$4,343
<b>Rural Hospital Total</b>	<b>1,539</b>	<b>\$5,230</b>	<b>1,463</b>	<b>\$6,056</b>	<b>1,264</b>	<b>\$7,322</b>

\* There were fewer than 5 discharges for this row, so data was suppressed.

## 6. Chest Pain

**CCSR:** Myocarditis and cardiomyopathy (CIR005), Pericarditis and pericardial disease (CIR006), Acute myocardial infarction (CIR009), Complications of acute myocardial infarction (CIR010), Coronary atherosclerosis and other heart disease (CIR011), Nonspecific chest pain (CIR012), Cardiac arrest and ventricular fibrillation (CIR018)

**Definitions:** **Tietze's disease:** A rare, inflammatory disorder characterized by chest pain and swelling of the cartilage of one or more of the upper ribs (costochondral junction). **Costal cartilages:** The cartilages that connect the sternum and the ends of the ribs; its elasticity allows the chest to move in respiration. **Esophageal reflux:** Regurgitation of the contents of the stomach into the esophagus. **Hyperlipidemia:** An abnormally high concentration of fats or lipids in the blood. **Precordial pain:** Pain in the chest wall over the heart.

**Table CPN1A. Nevada General Acute Hospitals by Gender and Age Group**

Nevada State Demographic	2022 Discharges		2023 Discharges		2024 Discharges	
	Discharges	Avg Bill per Discharge	Discharges	Avg Bill per Discharge	Discharges	Avg Bill per Discharge
Female	29,460	\$20,921	28,584	\$21,932	28,498	\$23,878
Male	26,112	\$19,680	25,959	\$20,445	25,665	\$22,620
Unknown	444	\$9,862	453	\$10,995	464	\$10,919
Age < 1	23	\$11,574	28	\$10,296	27	\$10,933
Ages 1-18	2,055	\$7,375	2,204	\$8,362	2,140	\$8,929
Ages 19-34	0	NR	0	NR	0	NR
Ages 35-64	28,094	\$22,002	28,243	\$22,252	28,092	\$24,467
Ages 65+	12,251	\$26,463	12,182	\$27,706	12,569	\$29,278
Unknown	1,486	\$10,479	0	NR	0	NR
<b>State Total</b>	<b>43,909</b>	<b>\$22,167</b>	<b>42,657</b>	<b>\$23,084</b>	<b>42,828</b>	<b>\$25,094</b>

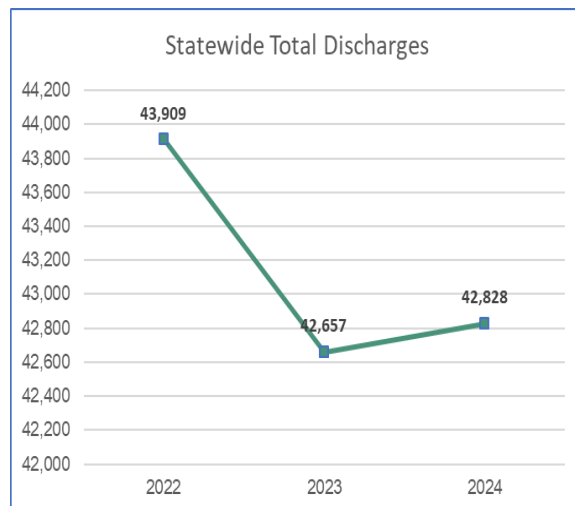


Chart ED 6-A Patient Discharges (Cases)

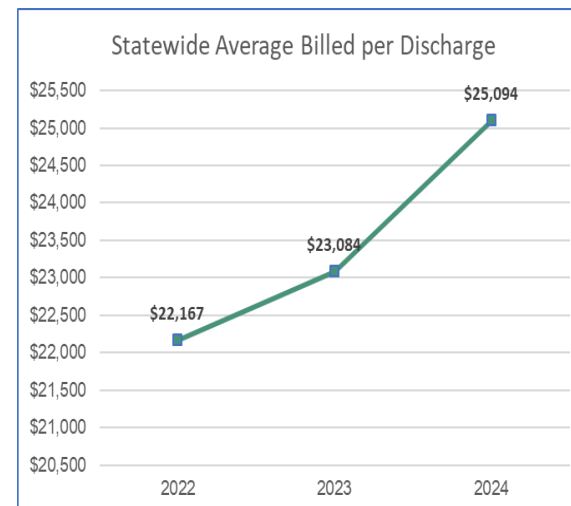


Chart ED 6-B Average Billed Charges (Avg Bill)

**Table CPN1B. Clark County General Acute Hospitals**

Clark County Hospitals	2022 Discharges		2023 Discharges		2024 Discharges	
	Discharges	Avg Bill per Discharge	Discharges	Avg Bill per Discharge	Discharges	Avg Bill per Discharge
Boulder City Hospital	104	\$10,055	200	\$9,350	148	\$9,759
Centennial Hills Hospital Medical Center	3,168	\$30,067	2,509	\$31,007	2,662	\$33,820
Dignity Health - St. Rose Dominican Blue Diamond, LLC	545	\$15,493	642	\$17,228	597	\$19,567
Dignity Health - St. Rose Dominican Craig Ranch, LLC	1,140	\$14,489	1,300	\$16,536	1,221	\$19,082
Dignity Health - St. Rose Dominican Sahara, LLC	616	\$14,867	738	\$16,000	724	\$19,264
Dignity Health - St. Rose Dominican West Flamingo, LLC	325	\$16,023	326	\$16,991	311	\$18,668
Henderson Hospital	4,672	\$30,019	3,515	\$30,686	3,812	\$35,924
Mesa View Regional Hospital	430	\$8,002	393	\$8,353	471	\$8,552
Mountain View Hospital	3,718	\$20,641	4,165	\$24,798	4,711	\$29,732
North Vista Hospital	948	\$8,630	1,253	\$8,514	1,182	\$7,157
Southern Hills Hospital and Medical Center	3,132	\$15,539	3,218	\$17,088	3,158	\$18,767
Spring Valley Hospital Medical Center	3,114	\$30,335	2,843	\$31,764	2,579	\$38,406
St. Rose Dominican Hospitals - Rose de Lima Campus	789	\$15,809	917	\$15,997	902	\$17,358
St. Rose Dominican Hospitals - San Martin Campus	1,363	\$26,839	1,548	\$28,935	1,473	\$28,349
St. Rose Dominican Hospitals - Siena Campus	3,283	\$26,948	3,819	\$26,974	3,795	\$25,427
Summerlin Hospital Medical Center	2,555	\$31,705	1,937	\$34,356	2,114	\$38,712
Sunrise Hospital and Medical Center	5,713	\$19,625	6,416	\$24,117	6,044	\$24,084
University Medical Center of Southern Nevada	1,164	\$24,393	1,391	\$21,187	1,152	\$27,955
Valley Hospital Medical Center	2,379	\$30,477	2,900	\$35,523	3,588	\$32,644
<b>Clark County Total</b>	<b>39,158</b>	<b>\$23,978</b>	<b>40,030</b>	<b>\$25,386</b>	<b>40,644</b>	<b>\$27,671</b>

**Table CPN1C. Carson City/Washoe County General Acute Hospitals**

Carson City/Washoe County Hospitals	2022 Discharges		2023 Discharges		2024 Discharges	
	Discharges	Avg Bill per Discharge	Discharges	Avg Bill per Discharge	Discharges	Avg Bill per Discharge
Carson Tahoe Regional Medical Center	1,818	\$10,606	1,836	\$8,606	2,172	\$8,913
Northern Nevada Medical Center	1,805	\$14,139	1,530	\$15,403	1,587	\$17,460
Northern Nevada Sierra Medical Center	593	\$14,769	680	\$16,189	741	\$17,434
Renown Regional Medical Center	3,495	\$9,315	3,740	\$9,581	3,722	\$9,569
Renown South Meadows Medical Center	1,385	\$9,094	1,316	\$10,488	1,203	\$9,242
Saint Mary's Regional Medical Center	1,278	\$4,990	1,011	\$4,717	899	\$6,807
<b>Carson City/Washoe County Total</b>	<b>10,374</b>	<b>\$10,130</b>	<b>10,113</b>	<b>\$10,361</b>	<b>10,324</b>	<b>\$10,930</b>

**Table CPN1D. Rural General Acute Hospitals**

Rural Hospitals	2022 Discharges		2023 Discharges		2024 Discharges	
	Discharges	Avg Bill per Discharge	Discharges	Avg Bill per Discharge	Discharges	Avg Bill per Discharge
Banner Churchill Community Hospital	782	\$3,632	584	\$3,567	0	NR
Battle Mountain General Hospital	14	\$4,939	9	\$2,213	0	NR
Carson Valley Medical Center	568	\$7,697	614	\$8,141	576	\$7,704
Desert View Regional Medical Center	1,097	\$8,068	1,327	\$8,017	1,406	\$8,731
Grover C Dils Medical Center	61	\$3,908	120	\$5,261	43	\$4,072
Humboldt General Hospital	255	\$5,153	381	\$5,982	401	\$5,144
Incline Village Community Hospital	92	\$8,347	70	\$10,745	32	\$8,631
Mount Grant General Hospital	143	\$4,743	96	\$5,902	75	\$6,172
Northeastern Nevada Regional Hospital	636	\$7,558	681	\$7,160	693	\$9,450
Pershing General Hospital	91	\$4,233	91	\$5,051	68	\$6,405
South Lyon Medical Center	176	\$4,282	197	\$4,142	191	\$4,511
William Bee Ririe Hospital	168	\$4,874	206	\$10,329	174	\$5,963
<b>Rural Hospital Total</b>	<b>4,083</b>	<b>\$6,342</b>	<b>4,376</b>	<b>\$6,912</b>	<b>3,659</b>	<b>\$7,809</b>

## 7. Abdominal Pain

**CCSR:** Abdominal pain and other digestive/abdomen signs and symptoms (SYM006)

**Definitions:** **Epigastric region:** The upper central region of the abdomen. **Periumbilical:** Around or near the umbilicus. **Umbilicus:** The vestige left behind on a newborn's belly when the umbilical cord is cut. Also called the navel or belly button. **Colic:** Severe abdominal pain, often caused by spasm, obstruction, or distention of any of the hollow viscera, such as the intestines. **Esophageal reflux:** Regurgitation of the contents of the stomach into the esophagus.

**Table ABP1A. Nevada General Acute Hospitals by Gender and Age Group**

Nevada State Demographic	2022 Discharges		2023 Discharges		2024 Discharges	
	Discharges	Avg Bill per Discharge	Discharges	Avg Bill per Discharge	Discharges	Avg Bill per Discharge
Female	62,295	\$16,025	62,420	\$17,071	67,319	\$18,943
Male	39,133	\$14,427	38,875	\$15,357	41,915	\$17,180
Unknown	744	\$8,750	656	\$9,854	722	\$11,052
Age < 1	2,095	\$4,212	1,992	\$4,707	2,135	\$5,280
Ages 1-18	18,776	\$7,432	19,462	\$7,836	20,853	\$8,781
Ages 19-34	0	NR	0	NR	0	NR
Ages 35-64	35,498	\$18,975	36,720	\$19,910	39,684	\$22,005
Ages 65+	11,909	\$19,615	12,931	\$20,270	14,375	\$22,171
Unknown	2,333	\$5,219	0	NR	0	NR
<b>State Total</b>	<b>70,611</b>	<b>\$15,121</b>	<b>71,105</b>	<b>\$16,245</b>	<b>77,047</b>	<b>\$17,993</b>

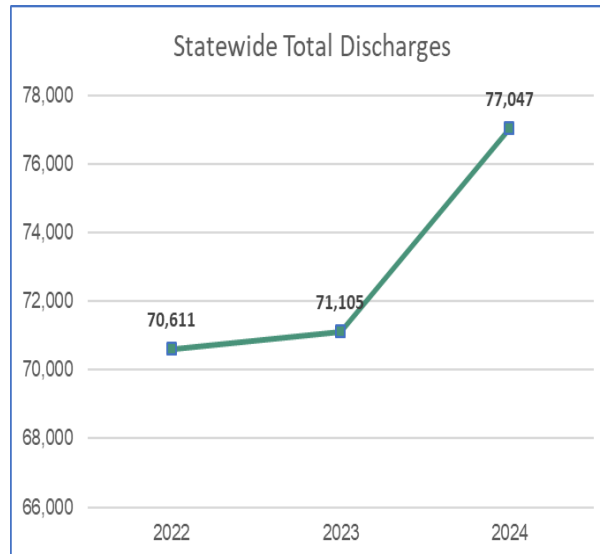


Chart ED 7-A Patient Discharges (Cases)

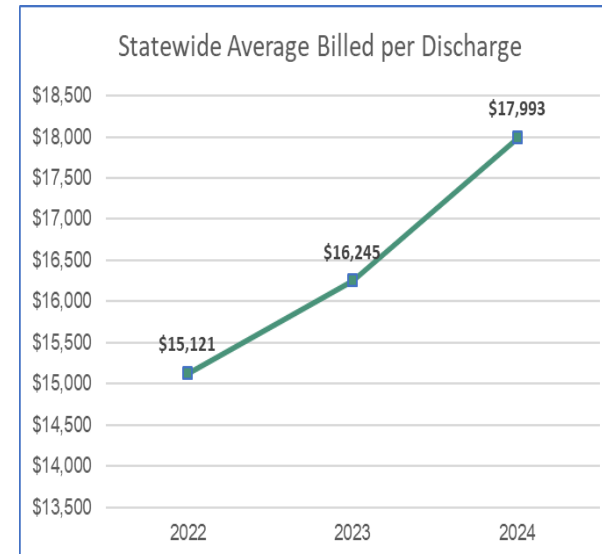


Chart ED 7-B Average Billed Charges (Avg Bill)



**Table ABP1B. Clark County General Acute Hospitals**

Clark County Hospitals	2022 Discharges		2023 Discharges		2024 Discharges	
	Discharges	Avg Bill per Discharge	Discharges	Avg Bill per Discharge	Discharges	Avg Bill per Discharge
Boulder City Hospital	151	\$6,980	328	\$8,104	319	\$8,169
Centennial Hills Hospital Medical Center	5,544	\$23,527	4,705	\$26,255	5,845	\$27,931
Dignity Health - St. Rose Dominican Blue Diamond, LLC	1,024	\$15,956	1,296	\$17,692	1,171	\$19,771
Dignity Health - St. Rose Dominican Craig Ranch, LLC	2,609	\$14,343	2,778	\$15,883	2,566	\$17,449
Dignity Health - St. Rose Dominican Sahara, LLC	1,585	\$15,270	1,814	\$17,516	1,657	\$18,141
Dignity Health - St. Rose Dominican West Flamingo, LLC	653	\$15,963	738	\$17,806	675	\$18,183
Henderson Hospital	9,124	\$23,877	6,838	\$26,788	8,192	\$28,957
Mesa View Regional Hospital	530	\$7,019	529	\$7,734	624	\$8,226
Mountain View Hospital	6,065	\$16,524	6,906	\$19,062	8,447	\$23,082
North Vista Hospital	1,996	\$11,077	2,894	\$10,616	2,853	\$7,999
Southern Hills Hospital and Medical Center	5,789	\$16,348	6,183	\$18,462	6,489	\$19,571
Spring Valley Hospital Medical Center	4,994	\$22,813	4,807	\$24,959	4,664	\$27,647
St. Rose Dominican Hospitals - Rose de Lima Campus	1,556	\$14,494	1,643	\$15,894	1,727	\$17,715
St. Rose Dominican Hospitals - San Martin Campus	1,831	\$17,794	2,055	\$18,791	2,132	\$20,140
St. Rose Dominican Hospitals - Siena Campus	4,329	\$16,572	4,962	\$17,789	5,770	\$18,100
Summerlin Hospital Medical Center	5,775	\$20,560	4,730	\$22,658	5,480	\$24,597
Sunrise Hospital and Medical Center	11,830	\$13,540	12,673	\$16,182	13,217	\$17,396
University Medical Center of Southern Nevada	959	\$14,178	1,382	\$12,437	934	\$16,737
Valley Hospital Medical Center	3,895	\$22,575	4,879	\$25,129	7,544	\$26,424
<b>Clark County Total</b>	<b>70,239</b>	<b>\$18,219</b>	<b>72,140</b>	<b>\$19,780</b>	<b>80,306</b>	<b>\$21,790</b>

**Table ABP1C. Carson City/Washoe County General Acute Hospitals**

Carson City/Washoe County Hospitals	2022 Discharges		2023 Discharges		2024 Discharges	
	Discharges	Avg Bill per Discharge	Discharges	Avg Bill per Discharge	Discharges	Avg Bill per Discharge
Carson Tahoe Regional Medical Center	2,892	\$5,141	3,361	\$5,362	3,861	\$6,350
Northern Nevada Medical Center	3,995	\$14,326	3,253	\$16,012	4,054	\$17,915
Northern Nevada Sierra Medical Center	1,306	\$15,381	1,493	\$17,513	1,857	\$18,444
Renown Regional Medical Center	7,201	\$5,111	8,176	\$5,395	8,991	\$5,431
Renown South Meadows Medical Center	2,615	\$5,886	2,436	\$6,482	2,424	\$6,407
Saint Mary's Regional Medical Center	2,645	\$5,176	2,398	\$5,152	2,131	\$4,984
<b>Carson City/Washoe County Total</b>	<b>20,654</b>	<b>\$7,654</b>	<b>21,117</b>	<b>\$7,980</b>	<b>23,318</b>	<b>\$8,851</b>

**Table ABP1D. Rural General Acute Hospitals**

Rural Hospitals	2022 Discharges		2023 Discharges		2024 Discharges	
	Discharges	Avg Bill per Discharge	Discharges	Avg Bill per Discharge	Discharges	Avg Bill per Discharge
Banner Churchill Community Hospital	1,742	\$2,746	1,235	\$2,897	0	NR
Battle Mountain General Hospital	56	\$2,913	75	\$2,411	27	\$2,098
Carson Valley Medical Center	1,036	\$5,832	1,071	\$5,784	1,108	\$5,701
Desert View Regional Medical Center	1,476	\$8,355	1,799	\$8,993	2,107	\$9,589
Grover C Dils Medical Center	76	\$3,512	139	\$4,369	62	\$3,765
Humboldt General Hospital	539	\$3,405	738	\$4,419	689	\$4,604
Incline Village Community Hospital	102	\$9,328	131	\$11,975	59	\$14,480
Mount Grant General Hospital	198	\$3,528	156	\$3,731	105	\$5,163
Northeastern Nevada Regional Hospital	1,382	\$7,057	1,521	\$7,941	1,401	\$8,896
Pershing General Hospital	96	\$3,951	139	\$4,440	85	\$5,166
South Lyon Medical Center	323	\$3,950	293	\$3,814	307	\$3,735
William Bee Ririe Hospital	360	\$3,289	480	\$7,242	382	\$4,383
<b>Rural Hospital Total</b>	<b>7,386</b>	<b>\$5,370</b>	<b>7,777</b>	<b>\$6,357</b>	<b>6,332</b>	<b>\$7,439</b>

## 8. Fractures and Dislocations Except Femur, Pelvis and Back

**CCSR:** Fracture of head and neck, initial encounter (INJ001), Fracture of torso, initial encounter (INJ003), Fracture of the upper limb, initial encounter (INJ004), Fracture of the lower limb (except hip), initial encounter (INJ005), Fracture of head and neck, subsequent encounter (INJ038), Fracture of torso, subsequent encounter (INJ040), Fracture of the upper limb, subsequent encounter (INJ041), Fracture of lower limb (except hip), subsequent encounter (INJ042)

**Definitions:** **Phalanges:** The bones of the fingers and of the toes. **Metatarsal:** Any of the five long cylindrical bones extending from the heel to the toes. **Acromioclavicular:** Relating to the acromion and clavicle; denoting the articulation between the clavicle and the acromion of the scapula. **Acromion:** The outer end of the scapula, extending over the shoulder joint and forming the highest point of the shoulder, to which the collarbone is attached. **Meniscus:** A disk of cartilage that acts as a cushion between the ends of bones in a joint. **Supracondylar:** Above a condyle. **Condyle:** A rounded projection on a bone, usually for articulation with another bone.

**Table FRA1A. Nevada General Acute Hospitals by Gender and Age Group**

Nevada State Demographic	2022 Discharges		2023 Discharges		2024 Discharges	
	Discharges	Avg Bill per Discharge	Discharges	Avg Bill per Discharge	Discharges	Avg Bill per Discharge
Female	13,637	\$11,615	13,097	\$12,910	13,214	\$14,299
Male	14,802	\$11,944	14,235	\$13,175	14,119	\$15,096
Unknown	332	\$14,807	252	\$15,124	281	\$19,646
Age < 1	110	\$11,054	121	\$13,950	92	\$16,084
Ages 1-18	6,670	\$7,770	6,460	\$8,431	6,235	\$9,906
Ages 19-34	0	NR	0	NR	0	NR
Ages 35-64	9,660	\$12,868	9,338	\$14,085	9,410	\$15,943
Ages 65+	5,928	\$14,720	6,258	\$15,983	6,620	\$17,434
Unknown	716	\$4,445	0	NR	0	NR
<b>State Total</b>	<b>23,084</b>	<b>\$11,601</b>	<b>22,177</b>	<b>\$12,973</b>	<b>22,357</b>	<b>\$14,701</b>

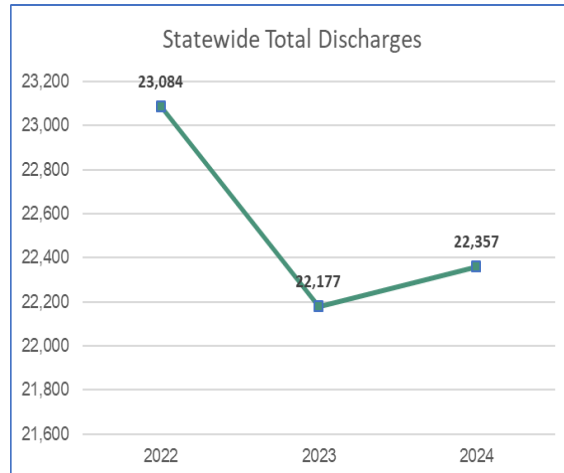


Chart ED 8-A Patient Discharges (Cases)

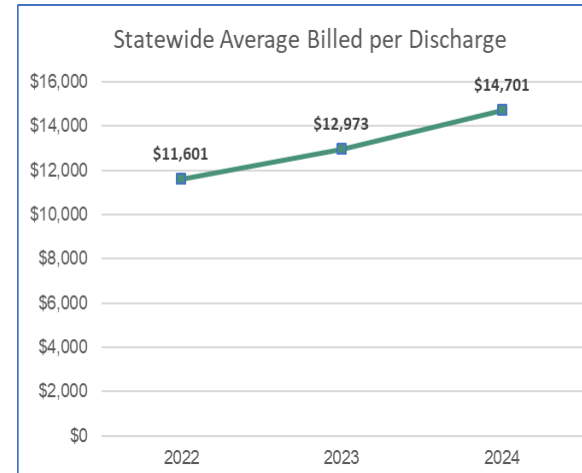


Chart ED 8-B Average Billed Charges (Avg Bill)

**Table FRA1B. Clark County General Acute Hospitals**

Clark County Hospitals	2022 Discharges		2023 Discharges		2024 Discharges	
	Discharges	Avg Bill per Discharge	Discharges	Avg Bill per Discharge	Discharges	Avg Bill per Discharge
Boulder City Hospital	114	\$5,290	158	\$4,934	132	\$4,858
Centennial Hills Hospital Medical Center	1,290	\$12,362	975	\$12,487	1,233	\$14,743
Dignity Health - St. Rose Dominican Blue Diamond, LLC	278	\$8,589	340	\$9,889	327	\$9,628
Dignity Health - St. Rose Dominican Craig Ranch, LLC	609	\$8,892	573	\$9,850	525	\$9,531
Dignity Health - St. Rose Dominican Sahara, LLC	299	\$8,782	355	\$10,178	344	\$10,113
Dignity Health - St. Rose Dominican West Flamingo, LLC	184	\$9,582	209	\$9,335	174	\$9,840
Henderson Hospital	2,150	\$10,969	1,476	\$12,684	1,655	\$15,340
Mesa View Regional Hospital	349	\$5,425	413	\$5,430	442	\$6,560
Mountain View Hospital	1,758	\$12,482	1,827	\$14,520	2,073	\$19,565
North Vista Hospital	558	\$7,910	659	\$8,006	531	\$6,823
Southern Hills Hospital and Medical Center	1,576	\$10,638	1,558	\$12,939	1,378	\$14,574
Spring Valley Hospital Medical Center	1,201	\$11,453	1,026	\$13,663	889	\$18,516
St. Rose Dominican Hospitals - Rose de Lima Campus	487	\$8,560	527	\$10,941	465	\$11,714
St. Rose Dominican Hospitals - San Martin Campus	426	\$13,264	444	\$12,407	421	\$14,255
St. Rose Dominican Hospitals - Siena Campus	1,583	\$18,234	1,696	\$17,707	1,665	\$18,726
Summerlin Hospital Medical Center	1,164	\$12,247	872	\$16,414	986	\$16,403
Sunrise Hospital and Medical Center	3,654	\$15,945	3,800	\$20,003	3,738	\$20,899
University Medical Center of Southern Nevada	691	\$46,088	756	\$37,511	611	\$56,139
Valley Hospital Medical Center	781	\$12,828	937	\$15,159	1,373	\$13,368
<b>Clark County Total</b>	<b>19,152</b>	<b>\$13,793</b>	<b>18,601</b>	<b>\$15,519</b>	<b>18,962</b>	<b>\$17,443</b>

**Table FRA1C. Carson City/Washoe County General Acute Hospitals**

Carson City/Washoe County Hospitals	2022 Discharges		2023 Discharges		2024 Discharges	
	Discharges	Avg Bill per Discharge	Discharges	Avg Bill per Discharge	Discharges	Avg Bill per Discharge
Carson Tahoe Regional Medical Center	903	\$4,469	1,073	\$4,702	1,186	\$6,099
Northern Nevada Medical Center	952	\$8,274	931	\$9,115	1,149	\$9,964
Northern Nevada Sierra Medical Center	275	\$9,577	323	\$11,264	480	\$11,351
Renown Regional Medical Center	2,409	\$12,376	2,379	\$12,379	2,492	\$12,913
Renown South Meadows Medical Center	748	\$6,977	638	\$7,147	603	\$6,658
Saint Mary's Regional Medical Center	803	\$4,679	674	\$5,150	612	\$5,215
<b>Carson City/Washoe County Total</b>	<b>6,090</b>	<b>\$8,758</b>	<b>6,018</b>	<b>\$9,081</b>	<b>6,522</b>	<b>\$9,739</b>

**Table FRA1D. Rural General Acute Hospitals**

Rural Hospitals	2022 Discharges		2023 Discharges		2024 Discharges	
	Discharges	Avg Bill per Discharge	Discharges	Avg Bill per Discharge	Discharges	Avg Bill per Discharge
Banner Churchill Community Hospital	500	\$2,146	353	\$2,171	0	NR
Battle Mountain General Hospital	20	\$2,659	21	\$2,504	6	\$1,354
Carson Valley Medical Center	502	\$6,262	458	\$6,768	438	\$7,667
Desert View Regional Medical Center	511	\$5,899	473	\$5,778	472	\$6,154
Grover C Dils Medical Center	47	\$3,213	131	\$3,946	64	\$2,933
Humboldt General Hospital	137	\$2,750	210	\$4,052	168	\$4,275
Incline Village Community Hospital	284	\$9,949	250	\$8,856	136	\$8,362
Mount Grant General Hospital	81	\$3,772	87	\$3,598	44	\$3,821
Northeastern Nevada Regional Hospital	424	\$6,438	455	\$6,895	490	\$7,284
Pershing General Hospital	60	\$4,024	49	\$3,568	57	\$3,949
South Lyon Medical Center	104	\$2,742	145	\$2,506	81	\$2,248
William Bee Ririe Hospital	156	\$2,583	173	\$5,585	174	\$5,034
<b>Rural Hospital Total</b>	<b>2,826</b>	<b>\$5,167</b>	<b>2,805</b>	<b>\$5,415</b>	<b>2,130</b>	<b>\$6,261</b>

## 9. Musculoskeletal Pain Including Back Pain

**CCSR:** Musculoskeletal pain, not low back pain (MUS010), Low back pain (MUS038)

**Definitions:** **Cervicalgia:** Neck pain. **Thoracic:** Pertaining to the thorax (chest). **Lumbosacral:** Of or relating to or near the small of the back and the back part of the pelvis between the hips. **Lumbago:** An older, non-medical term used to describe lower back pain or back pain in general. **Torticollis:** A contraction, often spasmodic, of the muscles of the neck, chiefly those supplied by the spinal accessory nerve; the head is drawn to one side and usually rotated so that the chin points to the other side.

**Table MUS1A. Nevada General Acute Hospitals by Gender and Age Group**

Nevada State Demographic	2022 Discharges		2023 Discharges		2024 Discharges	
	Discharges	Avg Bill per Discharge	Discharges	Avg Bill per Discharge	Discharges	Avg Bill per Discharge
Female	37,032	\$9,529	37,459	\$10,123	41,640	\$11,516
Male	28,682	\$8,676	29,677	\$9,245	33,271	\$10,380
Unknown	590	\$6,881	568	\$7,979	653	\$9,977
Age < 1	34	\$4,226	29	\$5,164	31	\$6,297
Ages 1-18	4,032	\$5,064	4,309	\$5,731	4,956	\$6,455
Ages 19-34	0	NR	0	NR	0	NR
Ages 35-64	32,971	\$9,615	34,490	\$10,031	38,168	\$11,253
Ages 65+	12,907	\$11,363	14,179	\$11,671	16,338	\$12,960
Unknown	1,927	\$3,410	0	NR	0	NR
<b>State Total</b>	<b>51,871</b>	<b>\$9,462</b>	<b>53,007</b>	<b>\$10,117</b>	<b>59,493</b>	<b>\$11,320</b>

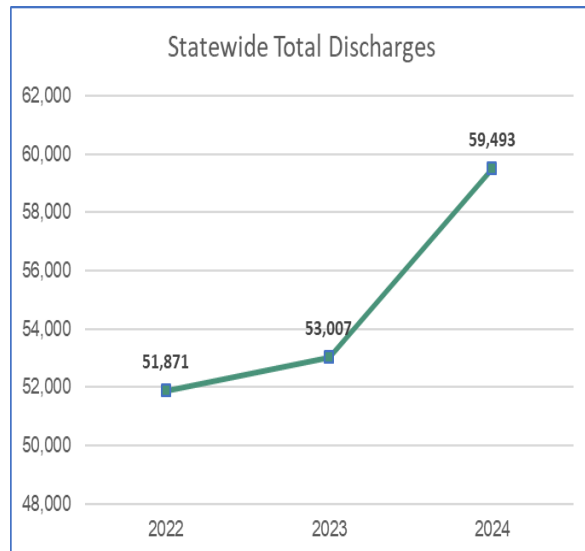


Chart ED 9-A Patient Discharges (Cases)

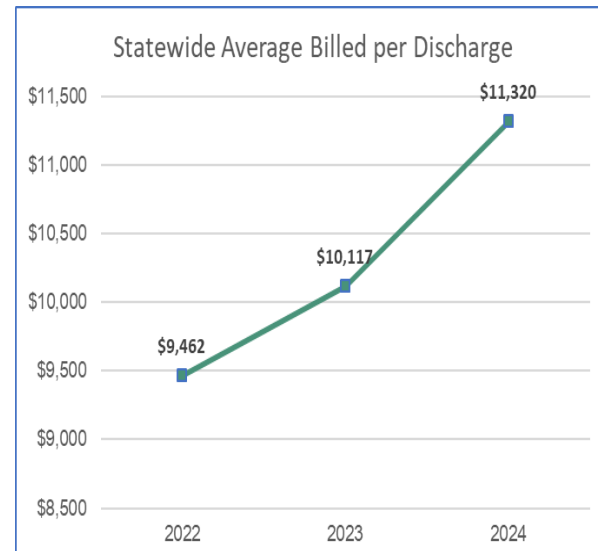


Chart ED 9-B Average Billed Charges (Avg Bill)



**Table MUS1B. Clark County General Acute Hospitals**

Clark County Hospitals	2022 Discharges		2023 Discharges		2024 Discharges	
	Discharges	Avg Bill per Discharge	Discharges	Avg Bill per Discharge	Discharges	Avg Bill per Discharge
Boulder City Hospital	129	\$3,579	258	\$3,570	269	\$3,864
Centennial Hills Hospital Medical Center	3,557	\$13,217	3,053	\$13,515	4,203	\$14,317
Dignity Health - St. Rose Dominican Blue Diamond, LLC	793	\$7,482	994	\$7,985	808	\$8,922
Dignity Health - St. Rose Dominican Craig Ranch, LLC	2,018	\$7,682	2,142	\$8,069	1,853	\$8,757
Dignity Health - St. Rose Dominican Sahara, LLC	1,158	\$7,378	1,331	\$8,219	1,280	\$8,408
Dignity Health - St. Rose Dominican West Flamingo, LLC	499	\$7,523	678	\$7,982	555	\$8,142
Henderson Hospital	6,202	\$12,283	4,646	\$13,790	6,415	\$14,646
Mesa View Regional Hospital	449	\$3,338	533	\$4,008	590	\$4,090
Mountain View Hospital	4,448	\$10,292	5,116	\$11,655	6,662	\$14,960
North Vista Hospital	1,647	\$6,057	2,613	\$6,204	2,219	\$4,933
Southern Hills Hospital and Medical Center	4,042	\$8,882	4,648	\$10,112	4,937	\$11,773
Spring Valley Hospital Medical Center	3,326	\$12,882	3,314	\$13,501	3,622	\$15,076
St. Rose Dominican Hospitals - Rose de Lima Campus	1,204	\$6,947	1,396	\$8,026	1,269	\$8,531
St. Rose Dominican Hospitals - San Martin Campus	1,293	\$11,663	1,527	\$10,703	1,490	\$11,471
St. Rose Dominican Hospitals - Siena Campus	2,662	\$13,321	3,302	\$13,458	3,552	\$13,353
Summerlin Hospital Medical Center	2,671	\$14,925	2,255	\$15,644	2,832	\$18,376
Sunrise Hospital and Medical Center	5,408	\$10,947	6,119	\$12,490	6,571	\$13,238
University Medical Center of Southern Nevada	674	\$11,537	1,164	\$11,215	735	\$15,300
Valley Hospital Medical Center	2,835	\$11,890	3,465	\$13,476	6,403	\$12,755
<b>Clark County Total</b>	<b>45,015</b>	<b>\$10,948</b>	<b>48,554</b>	<b>\$11,554</b>	<b>56,265</b>	<b>\$12,920</b>

**Table MUS1C. Carson City/Washoe County General Acute Hospitals**

Carson City/Washoe County Hospitals	2022 Discharges		2023 Discharges		2024 Discharges	
	Discharges	Avg Bill per Discharge	Discharges	Avg Bill per Discharge	Discharges	Avg Bill per Discharge
Carson Tahoe Regional Medical Center	2,334	\$3,472	2,406	\$4,012	3,054	\$4,347
Northern Nevada Medical Center	2,877	\$6,952	2,516	\$7,673	3,315	\$8,525
Northern Nevada Sierra Medical Center	875	\$9,126	910	\$9,755	1,436	\$9,714
Renown Regional Medical Center	3,760	\$4,696	3,982	\$4,937	4,260	\$4,911
Renown South Meadows Medical Center	1,495	\$3,968	1,419	\$4,231	1,452	\$4,393
Saint Mary's Regional Medical Center	2,051	\$3,155	2,157	\$2,958	1,788	\$2,960
<b>Carson City/Washoe County Total</b>	<b>13,392</b>	<b>\$4,939</b>	<b>13,390</b>	<b>\$5,219</b>	<b>15,305</b>	<b>\$5,755</b>

**Table MUS1D. Rural General Acute Hospitals**

Rural Hospitals	2022 Discharges		2023 Discharges		2024 Discharges	
	Discharges	Avg Bill per Discharge	Discharges	Avg Bill per Discharge	Discharges	Avg Bill per Discharge
Banner Churchill Community Hospital	1,297	\$1,606	844	\$1,664	0	NR
Battle Mountain General Hospital	27	\$1,897	42	\$2,101	10	\$3,894
Carson Valley Medical Center	897	\$3,709	963	\$4,171	981	\$3,865
Desert View Regional Medical Center	971	\$4,247	1,149	\$4,511	1,239	\$4,745
Grover C Dils Medical Center	46	\$2,268	62	\$3,330	28	\$2,646
Humboldt General Hospital	390	\$2,134	444	\$2,278	391	\$2,304
Incline Village Community Hospital	75	\$6,285	88	\$9,622	36	\$10,332
Mount Grant General Hospital	137	\$1,808	126	\$2,053	69	\$2,465
Northeastern Nevada Regional Hospital	807	\$4,028	938	\$4,585	830	\$4,818
Pershing General Hospital	63	\$3,263	73	\$3,273	37	\$2,771
South Lyon Medical Center	131	\$2,914	105	\$2,795	148	\$2,633
William Bee Ririe Hospital	213	\$1,998	260	\$4,965	225	\$2,994
<b>Rural Hospital Total</b>	<b>5,054</b>	<b>\$3,068</b>	<b>5,094</b>	<b>\$3,757</b>	<b>3,994</b>	<b>\$4,104</b>

## 10. Urinary Tract Infections (UTIs)

**CCSR:** Urinary Tract Infections (GEN004), Biomechanical lesions (MUS012), Calculus of Urinary Tract (GEN005)

**Definitions: Urinary Tract Infection (UTI):** A urinary tract infection is a very common type of infection in your urinary system. It can involve any part of your urinary system. Bacteria — especially E. coli — are the most common cause of UTIs. Symptoms include needing to urinate often, pain while urinating and pain in your side or lower back. Antibiotics can treat most UTIs. **Calculus of Urinary Tract:** Stones (calculi) are hard masses that form in the urinary tract and may cause pain, bleeding, or an infection or block of the flow of urine.

**Table UTG1A. Nevada General Acute Hospitals by Gender and Age Group**

Nevada State Demographic	2022 Discharges		2023 Discharges		2024 Discharges	
	Discharges	Avg Bill per Discharge	Discharges	Avg Bill per Discharge	Discharges	Avg Bill per Discharge
Female	30,341	\$15,225	30,066	\$16,508	35,021	\$18,754
Male	11,726	\$17,875	11,549	\$18,703	13,316	\$20,967
Unknown	318	\$9,853	269	\$10,670	229	\$11,395
Age < 1	286	\$8,374	310	\$10,293	307	\$9,973
Ages 1-18	3,257	\$8,601	3,223	\$9,244	3,482	\$10,414
Ages 19-34	0	NR	0	NR	0	NR
Ages 35-64	16,550	\$18,579	16,738	\$19,241	19,475	\$22,161
Ages 65+	8,386	\$16,936	9,447	\$17,444	11,441	\$18,724
Unknown	1,076	\$4,719	0	NR	0	NR
<b>State Total</b>	<b>29,555</b>	<b>\$16,410</b>	<b>29,718</b>	<b>\$17,492</b>	<b>34,705</b>	<b>\$19,741</b>

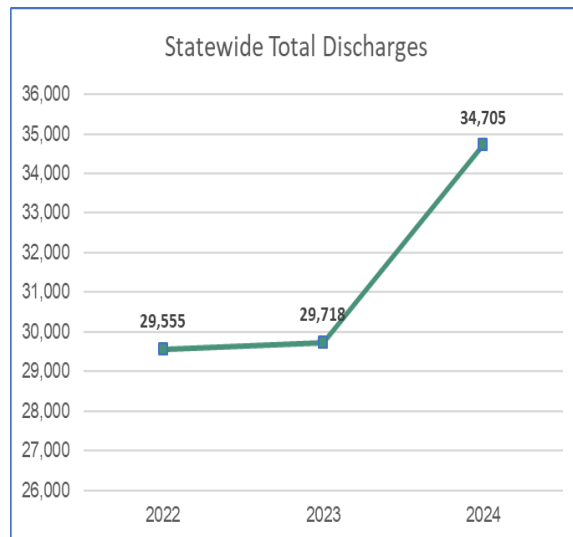


Chart ED 10-A Patient Discharges (Cases)

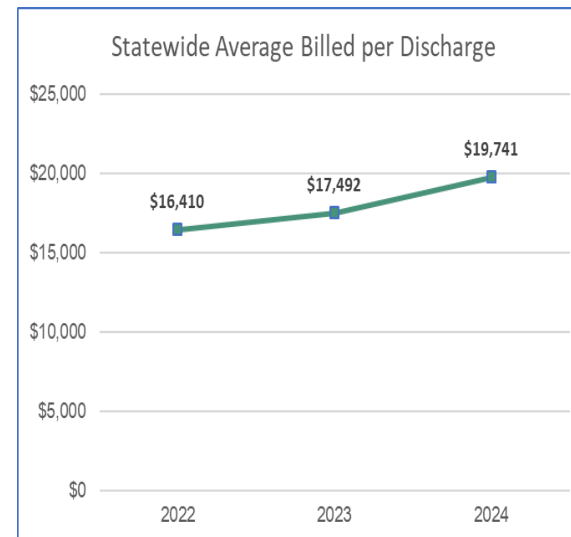


Chart ED 10-B Average Billed Charges (Avg Bill)

**Table UTG1B. Clark County General Acute Hospitals**

Clark County Hospitals	2022 Discharges		2023 Discharges		2024 Discharges	
	Discharges	Avg Bill per Discharge	Discharges	Avg Bill per Discharge	Discharges	Avg Bill per Discharge
Boulder City Hospital	116	\$7,633	164	\$7,432	152	\$8,322
Centennial Hills Hospital Medical Center	2,120	\$24,094	1,893	\$25,866	2,803	\$26,995
Dignity Health - St. Rose Dominican Blue Diamond, LLC	466	\$13,329	498	\$14,596	455	\$15,789
Dignity Health - St. Rose Dominican Craig Ranch, LLC	1,082	\$11,781	955	\$13,560	1,014	\$14,890
Dignity Health - St. Rose Dominican Sahara, LLC	592	\$11,993	654	\$13,873	654	\$14,659
Dignity Health - St. Rose Dominican West Flamingo, LLC	307	\$12,577	302	\$12,998	295	\$14,281
Henderson Hospital	3,516	\$23,535	2,723	\$25,680	4,175	\$26,582
Mesa View Regional Hospital	570	\$6,380	704	\$6,955	881	\$7,618
Mountain View Hospital	3,443	\$17,891	3,583	\$20,464	4,677	\$24,890
North Vista Hospital	1,439	\$10,856	1,980	\$10,573	1,628	\$8,523
Southern Hills Hospital and Medical Center	2,756	\$16,792	2,935	\$18,601	3,211	\$19,966
Spring Valley Hospital Medical Center	1,866	\$22,940	1,964	\$24,956	2,305	\$29,630
St. Rose Dominican Hospitals - Rose de Lima Campus	754	\$14,583	711	\$15,420	765	\$16,946
St. Rose Dominican Hospitals - San Martin Campus	859	\$19,377	1,037	\$19,045	990	\$20,569
St. Rose Dominican Hospitals - Siena Campus	2,135	\$19,789	2,324	\$20,634	2,236	\$20,151
Summerlin Hospital Medical Center	1,651	\$24,771	1,298	\$28,216	1,762	\$30,001
Sunrise Hospital and Medical Center	5,004	\$17,857	5,150	\$21,916	5,333	\$23,815
University Medical Center of Southern Nevada	429	\$14,165	569	\$14,783	348	\$21,576
Valley Hospital Medical Center	1,346	\$21,534	1,578	\$23,726	3,412	\$22,827
<b>Clark County Total</b>	<b>30,451</b>	<b>\$18,711</b>	<b>31,022</b>	<b>\$20,311</b>	<b>37,096</b>	<b>\$22,564</b>

**Table UTG1C. Carson City/Washoe County General Acute Hospitals**

Carson City/Washoe County Hospitals	2022 Discharges		2023 Discharges		2024 Discharges	
	Discharges	Avg Bill per Discharge	Discharges	Avg Bill per Discharge	Discharges	Avg Bill per Discharge
Carson Tahoe Regional Medical Center	1,317	\$4,605	1,581	\$4,580	1,996	\$5,701
Northern Nevada Medical Center	1,443	\$14,138	1,326	\$14,721	1,756	\$16,770
Northern Nevada Sierra Medical Center	308	\$16,241	402	\$18,366	857	\$17,273
Renown Regional Medical Center	2,281	\$6,208	2,349	\$6,145	2,725	\$6,360
Renown South Meadows Medical Center	925	\$6,458	865	\$6,521	849	\$6,834
Saint Mary's Regional Medical Center	1,068	\$5,335	782	\$5,305	680	\$5,026
<b>Carson City/Washoe County Total</b>	<b>7,342</b>	<b>\$7,804</b>	<b>7,305</b>	<b>\$7,990</b>	<b>8,863</b>	<b>\$9,272</b>

**Table UTG1D. Rural General Acute Hospitals**

Rural Hospitals	2022 Discharges		2023 Discharges		2024 Discharges	
	Discharges	Avg Bill per Discharge	Discharges	Avg Bill per Discharge	Discharges	Avg Bill per Discharge
Banner Churchill Community Hospital	862	\$2,998	555	\$3,092	0	NR
Battle Mountain General Hospital	27	\$4,356	12	\$3,797	8	\$3,140
Carson Valley Medical Center	438	\$5,394	397	\$5,857	495	\$6,385
Desert View Regional Medical Center	630	\$8,037	796	\$7,748	834	\$8,284
Grover C Dils Medical Center	51	\$3,452	153	\$4,361	56	\$3,572
Humboldt General Hospital	202	\$3,540	232	\$4,261	232	\$5,366
Incline Village Community Hospital	49	\$10,484	44	\$9,852	17	\$9,289
Mount Grant General Hospital	69	\$4,639	85	\$4,714	58	\$4,641
Northeastern Nevada Regional Hospital	617	\$7,442	621	\$8,608	620	\$10,082
Pershing General Hospital	73	\$3,444	69	\$3,426	46	\$3,562
South Lyon Medical Center	119	\$3,691	140	\$3,140	100	\$3,194
William Bee Ririe Hospital	147	\$3,300	159	\$7,737	141	\$4,669
<b>Rural Hospital Total</b>	<b>3,284</b>	<b>\$5,365</b>	<b>3,263</b>	<b>\$6,128</b>	<b>2,607</b>	<b>\$7,426</b>

## 11. Contusion, Open Wound and Other Trauma to Skin and Subcutaneous Tissue

**CCSR:** Superficial injury; contusion, initial encounter (INJ017), Superficial injury; contusion, subsequent encounter (INJ054), Injury, sequela (INJ073)

**Definitions:** **Contusion:** An injury in which the skin is not broken, often characterized by ruptured blood vessels and discolorations; a bruise. **Abrasion:** A wound caused by rubbing or scraping the skin or a mucous membrane.

**Table INJ1A. Nevada General Acute Hospitals by Gender and Age Group**

Nevada State Demographic	2022 Discharges		2023 Discharges		2024 Discharges	
	Discharges	Avg Bill per Discharge	Discharges	Avg Bill per Discharge	Discharges	Avg Bill per Discharge
Female	69,508	\$8,606	68,030	\$9,305	73,524	\$10,593
Male	71,460	\$8,123	69,832	\$8,992	74,592	\$10,089
Unknown	1,427	\$11,994	1,258	\$12,560	1,268	\$15,296
Age < 1	1,549	\$3,998	1,516	\$4,262	1,640	\$4,704
Ages 1-18	30,622	\$4,677	30,460	\$5,047	32,245	\$5,725
Ages 19-34	0	NR	0	NR	0	NR
Ages 35-64	47,214	\$9,561	47,473	\$10,204	51,164	\$11,427
Ages 65+	21,922	\$12,242	23,079	\$12,966	25,779	\$14,688
Unknown	2,978	\$3,120	0	NR	0	NR
<b>State Total</b>	<b>104,285</b>	<b>\$8,424</b>	<b>102,528</b>	<b>\$9,206</b>	<b>110,828</b>	<b>\$10,427</b>

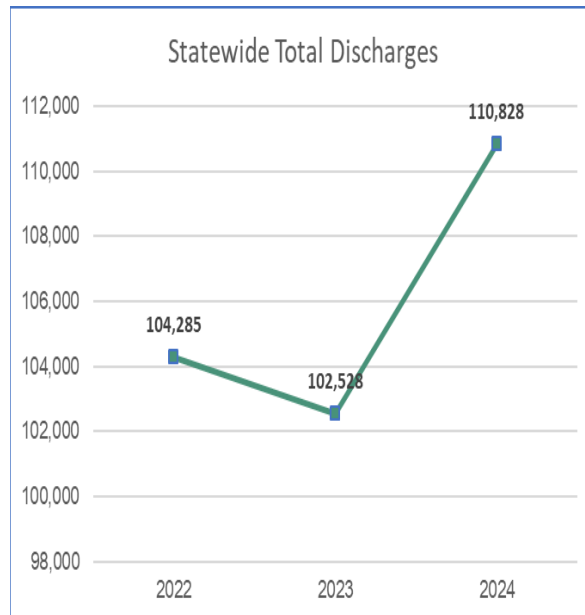


Chart ED 11-A Patient Discharges (Cases)

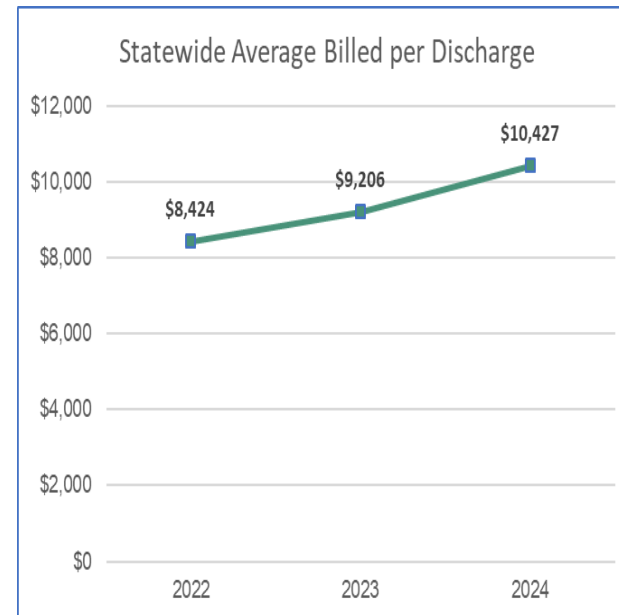


Chart ED 11-B Average Billed Charges (Avg Bill)

**Table INJ1B. Clark County General Acute Hospitals**

Clark County Hospitals	2022 Discharges		2023 Discharges		2024 Discharges	
	Discharges	Avg Bill per Discharge	Discharges	Avg Bill per Discharge	Discharges	Avg Bill per Discharge
Boulder City Hospital	489	\$2,851	832	\$3,448	703	\$3,417
Centennial Hills Hospital Medical Center	6,600	\$9,761	5,096	\$10,503	7,168	\$11,729
Dignity Health - St. Rose Dominican Blue Diamond, LLC	1,723	\$6,549	1,885	\$7,835	1,748	\$8,116
Dignity Health - St. Rose Dominican Craig Ranch, LLC	4,030	\$6,338	3,788	\$6,784	3,746	\$7,117
Dignity Health - St. Rose Dominican Sahara, LLC	1,986	\$6,545	2,250	\$7,418	2,234	\$7,737
Dignity Health - St. Rose Dominican West Flamingo, LLC	1,096	\$6,929	1,094	\$7,293	1,051	\$7,773
Henderson Hospital	11,215	\$9,423	8,450	\$10,896	10,481	\$11,797
Mesa View Regional Hospital	1,556	\$4,123	1,478	\$3,682	1,737	\$4,077
Mountain View Hospital	9,146	\$9,716	9,815	\$11,172	11,500	\$14,132
North Vista Hospital	3,605	\$5,897	4,758	\$6,209	4,396	\$5,653
Southern Hills Hospital and Medical Center	8,771	\$8,327	9,069	\$9,014	9,058	\$10,443
Spring Valley Hospital Medical Center	7,294	\$10,328	6,319	\$11,819	6,449	\$13,054
St. Rose Dominican Hospitals - Rose de Lima Campus	2,477	\$6,398	2,626	\$7,368	2,533	\$8,310
St. Rose Dominican Hospitals - San Martin Campus	1,830	\$10,002	1,983	\$10,646	1,929	\$11,058
St. Rose Dominican Hospitals - Siena Campus	6,188	\$13,189	6,985	\$13,237	7,327	\$14,723
Summerlin Hospital Medical Center	5,594	\$10,086	4,060	\$11,218	5,137	\$12,703
Sunrise Hospital and Medical Center	17,730	\$12,417	18,269	\$14,280	19,146	\$15,436
University Medical Center of Southern Nevada	1,812	\$20,625	2,546	\$17,317	1,656	\$24,332
Valley Hospital Medical Center	4,445	\$10,119	5,416	\$12,019	9,646	\$11,975
<b>Clark County Total</b>	<b>97,587</b>	<b>\$9,925</b>	<b>96,719</b>	<b>\$10,993</b>	<b>107,645</b>	<b>\$12,230</b>



**Table INJ1C. Carson City/Washoe County General Acute Hospitals**

Carson City/Washoe County Hospitals	2022 Discharges		2023 Discharges		2024 Discharges	
	Discharges	Avg Bill per Discharge	Discharges	Avg Bill per Discharge	Discharges	Avg Bill per Discharge
Carson Tahoe Regional Medical Center	3,771	\$3,188	4,597	\$3,507	5,391	\$3,920
Northern Nevada Medical Center	5,530	\$5,785	4,855	\$6,473	6,407	\$7,485
Northern Nevada Sierra Medical Center	1,355	\$7,157	1,613	\$8,509	2,651	\$8,267
Renown Regional Medical Center	11,286	\$6,401	12,050	\$6,492	12,150	\$7,059
Renown South Meadows Medical Center	3,416	\$3,609	3,179	\$3,792	2,898	\$3,996
Saint Mary's Regional Medical Center	3,936	\$3,675	3,415	\$3,717	3,013	\$3,717
<b>Carson City/Washoe County Total</b>	<b>29,294</b>	<b>\$5,214</b>	<b>29,709</b>	<b>\$5,528</b>	<b>32,510</b>	<b>\$6,138</b>

**Table INJ1D. Rural General Acute Hospitals**

Rural Hospitals	2022 Discharges		2023 Discharges		2024 Discharges	
	Discharges	Avg Bill per Discharge	Discharges	Avg Bill per Discharge	Discharges	Avg Bill per Discharge
Banner Churchill Community Hospital	2,584	\$1,623	1,897	\$1,744	0	NR
Battle Mountain General Hospital	121	\$1,767	196	\$976	63	\$1,279
Carson Valley Medical Center	1,409	\$3,305	1,396	\$3,597	1,268	\$3,600
Desert View Regional Medical Center	1,919	\$4,539	2,101	\$4,515	2,462	\$4,602
Grover C Dils Medical Center	235	\$2,213	499	\$2,943	293	\$2,388
Humboldt General Hospital	934	\$1,996	1,113	\$2,410	1,098	\$2,276
Incline Village Community Hospital	460	\$6,459	424	\$5,927	224	\$6,962
Mount Grant General Hospital	373	\$2,208	394	\$2,669	284	\$2,998
Northeastern Nevada Regional Hospital	1,834	\$3,963	1,855	\$4,448	1,904	\$4,864
Pershing General Hospital	337	\$3,020	357	\$2,837	274	\$2,895
South Lyon Medical Center	582	\$2,042	587	\$1,948	512	\$1,781
William Bee Ririe Hospital	838	\$1,900	958	\$4,241	847	\$2,616
<b>Rural Hospital Total</b>	<b>11,626</b>	<b>\$3,012</b>	<b>11,777</b>	<b>\$3,413</b>	<b>9,229</b>	<b>\$3,767</b>

## 12. Other Skin, Subcutaneous Tissue and Breast Disorders

**CCSR:** Allergic reactions (INJ031), Skin and subcutaneous tissue infections (SKN001), Other specified inflammatory condition of skin (SKN002), Contact dermatitis (SKN005), Other specified and unspecified skin disorders (SKN007), Skin/Subcutaneous signs and symptoms (SYM014)

**Definitions:** **Urticaria:** An eruption of itching wheals, colloquially called hives, usually of systemic origin; it may be due to a state of hypersensitivity to foods or drugs, foci of infection, physical agents (heat, cold, light, friction), or psychic stimuli. **Scabies:** A contagious disease caused by *Sarcoptes scabiei*, the human itch mite, characterized by intense itching of the skin and excoriation from scratching. **Dermatitis:** A general term used to describe inflammation of the skin. **Dermatophytosis:** An infection of the hair, skin, or nails caused by any one of the dermatophytes (fungus parasitic upon the skin). **Candidiasis:** An infection caused by a species of the yeast *Candida*, usually *Candida albicans*. **Sebaceous cyst:** A rounded swollen area of the skin formed by an abnormal sac of retained excretion (sebum) from the sebaceous follicles. **Mastodynia:** Pain in the breast.

**Table SKN1A. Nevada General Acute Hospitals by Gender and Age Group**

Nevada State Demographic	2022 Discharges		2023 Discharges		2024 Discharges	
	Discharges	Avg Bill per Discharge	Discharges	Avg Bill per Discharge	Discharges	Avg Bill per Discharge
Female	27,299	\$6,486	26,297	\$7,184	29,836	\$8,059
Male	23,973	\$6,409	23,822	\$7,240	26,168	\$8,023
Unknown	400	\$5,219	357	\$5,791	333	\$5,782
Age < 1	1,236	\$2,742	1,268	\$3,129	1,349	\$3,557
Ages 1-18	8,161	\$3,322	8,529	\$3,824	9,647	\$4,339
Ages 19-34	0	NR	0	NR	0	NR
Ages 35-64	20,773	\$7,904	20,853	\$8,615	23,370	\$9,668
Ages 65+	6,428	\$8,317	6,902	\$9,281	7,897	\$9,560
Unknown	1,285	\$3,004	0	NR	< 5*	< 5*
<b>State Total</b>	<b>37,883</b>	<b>\$6,652</b>	<b>37,552</b>	<b>\$7,464</b>	<b>42,264</b>	<b>\$8,236</b>

\* There were fewer than 5 discharges for this row, so data was suppressed.

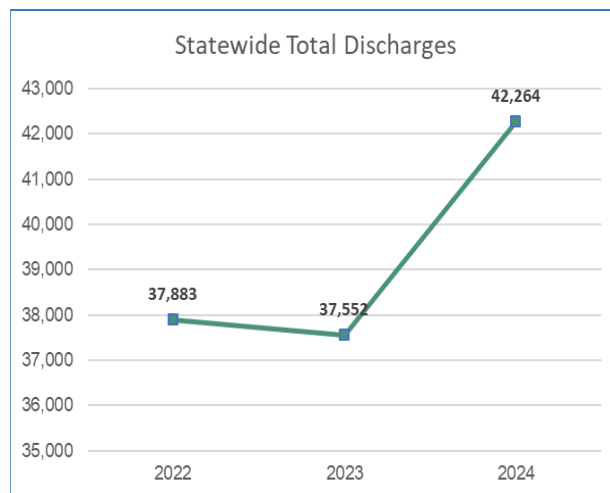


Chart ED 12-A Patient Discharges (Cases)

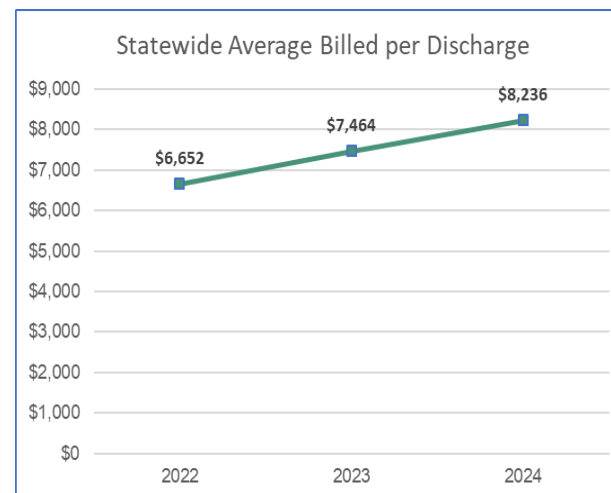


Chart ED 12-B Average Billed Charges (Avg Bill)

**Table SKN1B. Clark County General Acute Hospitals**

Clark County Hospitals	2022 Discharges		2023 Discharges		2024 Discharges	
	Discharges	Avg Bill per Discharge	Discharges	Avg Bill per Discharge	Discharges	Avg Bill per Discharge
Boulder City Hospital	118	\$5,228	237	\$3,204	206	\$4,232
Centennial Hills Hospital Medical Center	2,157	\$8,620	1,882	\$9,812	2,724	\$9,722
Dignity Health - St. Rose Dominican Blue Diamond, LLC	704	\$5,034	853	\$5,981	740	\$6,397
Dignity Health - St. Rose Dominican Craig Ranch, LLC	1,941	\$4,733	1,794	\$5,116	1,642	\$5,695
Dignity Health - St. Rose Dominican Sahara, LLC	1,223	\$5,001	1,425	\$5,382	1,250	\$6,179
Dignity Health - St. Rose Dominican West Flamingo, LLC	501	\$4,833	496	\$5,590	443	\$5,767
Henderson Hospital	4,180	\$8,567	2,986	\$10,226	4,214	\$10,390
Mesa View Regional Hospital	442	\$2,642	465	\$2,660	592	\$3,181
Mountain View Hospital	3,271	\$8,276	3,688	\$9,889	4,472	\$12,242
North Vista Hospital	1,441	\$3,376	2,119	\$3,162	1,746	\$3,055
Southern Hills Hospital and Medical Center	3,316	\$7,402	3,515	\$7,893	3,742	\$8,717
Spring Valley Hospital Medical Center	2,279	\$9,428	2,042	\$10,757	2,249	\$11,027
St. Rose Dominican Hospitals - Rose de Lima Campus	1,075	\$5,349	1,082	\$5,453	999	\$6,112
St. Rose Dominican Hospitals - San Martin Campus	737	\$8,338	798	\$8,835	789	\$9,545
St. Rose Dominican Hospitals - Siena Campus	1,809	\$8,367	1,865	\$9,018	1,884	\$8,891
Summerlin Hospital Medical Center	1,878	\$8,594	1,384	\$10,818	2,026	\$11,918
Sunrise Hospital and Medical Center	6,008	\$7,562	6,439	\$9,142	6,576	\$9,856
University Medical Center of Southern Nevada	606	\$14,716	809	\$12,752	496	\$16,940
Valley Hospital Medical Center	1,944	\$8,996	2,402	\$10,982	4,643	\$9,958
<b>Clark County Total</b>	<b>35,630</b>	<b>\$7,590</b>	<b>36,281</b>	<b>\$8,514</b>	<b>41,433</b>	<b>\$9,385</b>

**Table SKN1C. Carson City/Washoe County General Acute Hospitals**

Carson City/Washoe County Hospitals	2022 Discharges		2023 Discharges		2024 Discharges	
	Discharges	Avg Bill per Discharge	Discharges	Avg Bill per Discharge	Discharges	Avg Bill per Discharge
Carson Tahoe Regional Medical Center	1,548	\$3,015	1,591	\$3,229	1,820	\$4,073
Northern Nevada Medical Center	2,099	\$4,135	1,759	\$5,046	2,506	\$5,791
Northern Nevada Sierra Medical Center	463	\$5,657	528	\$6,727	1,046	\$6,138
Renown Regional Medical Center	3,521	\$3,624	3,528	\$3,695	4,134	\$3,954
Renown South Meadows Medical Center	1,066	\$4,023	997	\$4,605	1,039	\$4,387
Saint Mary's Regional Medical Center	1,783	\$2,472	1,580	\$2,506	1,428	\$2,506
<b>Carson City/Washoe County Total</b>	<b>10,480</b>	<b>\$3,571</b>	<b>9,983</b>	<b>\$3,922</b>	<b>11,973</b>	<b>\$4,412</b>

**Table SKN1D. Rural General Acute Hospitals**

Rural Hospitals	2022 Discharges		2023 Discharges		2024 Discharges	
	Discharges	Avg Bill per Discharge	Discharges	Avg Bill per Discharge	Discharges	Avg Bill per Discharge
Banner Churchill Community Hospital	853	\$1,224	696	\$1,380	0	NR
Battle Mountain General Hospital	34	\$1,333	47	\$1,036	18	\$902
Carson Valley Medical Center	499	\$3,398	504	\$3,298	534	\$3,492
Desert View Regional Medical Center	710	\$4,143	819	\$4,432	887	\$4,843
Grover C Dils Medical Center	36	\$1,859	53	\$2,338	47	\$2,311
Humboldt General Hospital	233	\$1,825	285	\$1,941	288	\$3,076
Incline Village Community Hospital	26	\$10,367	26	\$9,960	8	\$13,883
Mount Grant General Hospital	109	\$1,797	87	\$1,939	74	\$2,173
Northeastern Nevada Regional Hospital	660	\$3,008	649	\$3,492	619	\$3,567
Pershing General Hospital	58	\$2,199	83	\$2,174	67	\$2,581
South Lyon Medical Center	132	\$1,664	179	\$1,586	148	\$1,612
William Bee Ririe Hospital	247	\$1,215	251	\$4,397	241	\$2,327
<b>Rural Hospital Total</b>	<b>3,597</b>	<b>\$2,590</b>	<b>3,679</b>	<b>\$3,055</b>	<b>2,931</b>	<b>\$3,624</b>

## 13. Viral Illness

**CCSR:** Viral infection (INF008)

**Definitions:** **Exanthem:** A skin eruption or rash. **Pharyngitis:** Inflammation of the pharynx, causing a sore throat. **Varicella:** (AKA chickenpox) An acute contagious disease, usually occurring in children, caused by the varicella-zoster virus and marked by a sparse eruption of papules, which become vesicles and then pustules, usually with mild constitutional symptoms; incubation period is about 14-17 days. **Coxsackie virus:** Any of a group of enteroviruses that cause various respiratory, neurological, and muscular diseases in humans. **Enterovirus:** A genus of picornaviruses, including polioviruses, coxsackieviruses, and echoviruses, that infect the gastrointestinal tract and often spread to other areas of the body, especially the nervous system.

**Table VIR1A. Nevada General Acute Hospitals by Gender and Age Group**

Nevada State Demographic	2022 Discharges		2023 Discharges		2024 Discharges	
	Discharges	Avg Bill per Discharge	Discharges	Avg Bill per Discharge	Discharges	Avg Bill per Discharge
Female	46,591	\$7,734	24,287	\$8,372	25,601	\$9,224
Male	38,781	\$7,032	20,233	\$7,589	21,400	\$8,323
Unknown	451	\$5,254	226	\$6,777	214	\$6,540
Age < 1	5,927	\$4,739	4,098	\$5,422	3,936	\$6,067
Ages 1-18	28,073	\$4,644	15,511	\$5,477	16,930	\$6,061
Ages 19-34	0	NR	0	NR	0	NR
Ages 35-64	22,340	\$9,778	10,987	\$10,317	11,330	\$11,191
Ages 65+	11,279	\$11,121	5,844	\$11,491	5,814	\$12,392
Unknown	1,858	\$3,621	0	NR	0	NR
<b>State Total</b>	<b>69,477</b>	<b>\$7,327</b>	<b>36,440</b>	<b>\$7,895</b>	<b>38,010</b>	<b>\$8,559</b>

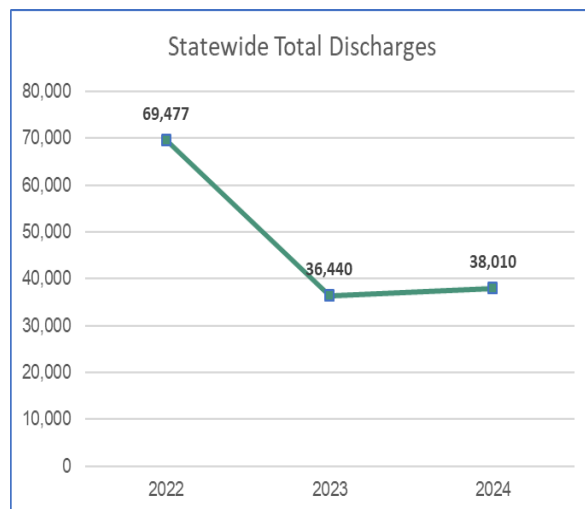


Chart ED 13-A Patient Discharges (Cases)

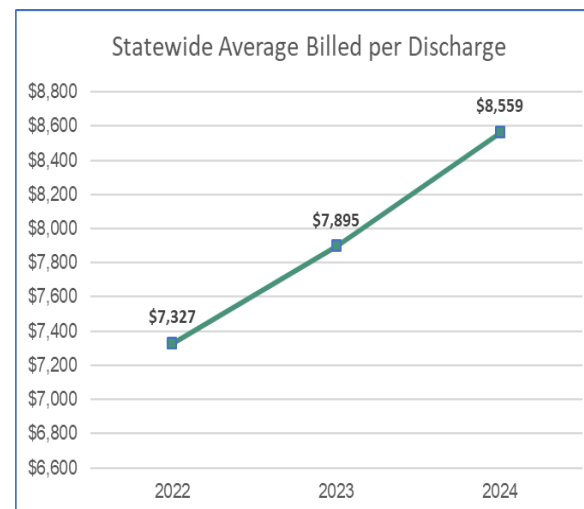


Chart ED 13-B Average Billed Charges (Avg Bill)

**Table VIR1B. Clark County General Acute Hospitals**

Clark County Hospitals	2022 Discharges		2023 Discharges		2024 Discharges	
	Discharges	Avg Bill per Discharge	Discharges	Avg Bill per Discharge	Discharges	Avg Bill per Discharge
Boulder City Hospital	257	\$6,393	214	\$6,422	172	\$7,066
Centennial Hills Hospital Medical Center	4,452	\$10,091	1,973	\$9,946	2,176	\$11,554
Dignity Health - St. Rose Dominican Blue Diamond, LLC	925	\$7,153	585	\$7,203	489	\$8,524
Dignity Health - St. Rose Dominican Craig Ranch, LLC	2,267	\$6,164	1,178	\$6,190	1,210	\$6,735
Dignity Health - St. Rose Dominican Sahara, LLC	1,163	\$6,175	680	\$7,200	669	\$7,668
Dignity Health - St. Rose Dominican West Flamingo, LLC	628	\$7,324	328	\$6,888	308	\$8,652
Henderson Hospital	6,875	\$10,152	2,634	\$10,404	2,889	\$11,764
Mesa View Regional Hospital	615	\$3,805	341	\$3,896	478	\$3,866
Mountain View Hospital	4,629	\$8,771	3,284	\$10,063	3,972	\$13,991
North Vista Hospital	2,766	\$4,457	1,296	\$4,337	1,303	\$3,721
Southern Hills Hospital and Medical Center	4,750	\$7,770	3,160	\$8,135	2,903	\$8,825
Spring Valley Hospital Medical Center	4,972	\$9,444	2,028	\$10,630	1,459	\$13,803
St. Rose Dominican Hospitals - Rose de Lima Campus	1,987	\$8,144	889	\$8,100	808	\$7,725
St. Rose Dominican Hospitals - San Martin Campus	1,783	\$10,254	809	\$10,579	690	\$11,037
St. Rose Dominican Hospitals - Siena Campus	4,518	\$9,808	2,470	\$9,289	2,189	\$8,929
Summerlin Hospital Medical Center	5,035	\$8,013	2,206	\$8,820	2,185	\$9,848
Sunrise Hospital and Medical Center	11,932	\$7,600	8,215	\$9,344	8,369	\$10,605
University Medical Center of Southern Nevada	565	\$10,458	495	\$9,024	256	\$11,334
Valley Hospital Medical Center	1,894	\$13,341	1,233	\$14,754	2,399	\$11,259
<b>Clark County Total</b>	<b>62,013</b>	<b>\$8,528</b>	<b>34,018</b>	<b>\$9,169</b>	<b>34,924</b>	<b>\$10,367</b>

**Table VIR1C. Carson City/Washoe County General Acute Hospitals**

Carson City/Washoe County Hospitals	2022 Discharges		2023 Discharges		2024 Discharges	
	Discharges	Avg Bill per Discharge	Discharges	Avg Bill per Discharge	Discharges	Avg Bill per Discharge
Carson Tahoe Regional Medical Center	2,446	\$3,505	1,286	\$3,513	1,699	\$3,937
Northern Nevada Medical Center	2,653	\$5,568	1,363	\$6,140	1,973	\$6,471
Northern Nevada Sierra Medical Center	835	\$6,179	560	\$7,407	689	\$7,386
Renown Regional Medical Center	5,974	\$3,140	2,888	\$3,294	3,642	\$3,239
Renown South Meadows Medical Center	1,522	\$3,743	651	\$4,264	700	\$4,184
Saint Mary's Regional Medical Center	2,053	\$3,571	876	\$3,540	836	\$3,231
<b>Carson City/Washoe County Total</b>	<b>15,483</b>	<b>\$3,894</b>	<b>7,624</b>	<b>\$4,253</b>	<b>9,539</b>	<b>\$4,400</b>

**Table VIR1D. Rural General Acute Hospitals**

Rural Hospitals	2022 Discharges		2023 Discharges		2024 Discharges	
	Discharges	Avg Bill per Discharge	Discharges	Avg Bill per Discharge	Discharges	Avg Bill per Discharge
Banner Churchill Community Hospital	1,786	\$1,697	391	\$1,880	0	NR
Battle Mountain General Hospital	43	\$2,568	38	\$1,455	15	\$1,109
Carson Valley Medical Center	976	\$4,646	417	\$4,595	491	\$4,621
Desert View Regional Medical Center	1,164	\$5,026	683	\$4,687	726	\$4,727
Grover C Dils Medical Center	58	\$2,799	65	\$4,355	12	\$2,304
Humboldt General Hospital	278	\$2,084	217	\$2,536	258	\$2,336
Incline Village Community Hospital	137	\$7,817	72	\$9,918	37	\$6,828
Mount Grant General Hospital	143	\$2,275	48	\$2,965	45	\$2,892
Northeastern Nevada Regional Hospital	1,060	\$4,097	592	\$4,027	695	\$5,079
Pershing General Hospital	172	\$2,689	80	\$2,732	124	\$3,370
South Lyon Medical Center	212	\$2,112	95	\$2,059	108	\$1,859
William Bee Ririe Hospital	270	\$2,522	182	\$4,985	241	\$3,092
<b>Rural Hospital Total</b>	<b>6,299</b>	<b>\$3,429</b>	<b>2,880</b>	<b>\$3,925</b>	<b>2,752</b>	<b>\$4,224</b>



## 14. Pregnancy and Childbirth Related Visits

**CCSR:** Spontaneous abortion and complications of spontaneous abortion (PRG003); Induced abortion and complications of termination of pregnancy (PRG004); Ectopic pregnancy and complications of ectopic pregnancy (PRG005); Molar pregnancy and other abnormal products of conception (PRG006); Complications following ectopic and/or molar pregnancy (PRG007); Supervision of high-risk pregnancy (PRG008); Early, first or unspecified trimester hemorrhage (PRG009); Hemorrhage after first trimester (PRG010); Early or threatened labor (PRG011); Multiple gestation (PRG012); Maternal care related to fetal conditions (PRG013); Polyhydramnios and other problems of amniotic cavity (PRG014); Obstetric history affecting care in pregnancy (PRG015); Previous C-section (PRG016); Maternal care for abnormality of pelvic organs (PRG017); Maternal care related to disorders of the placenta and placental implantation (PRG018); Diabetes or abnormal glucose tolerance complicating pregnancy; childbirth; or the puerperium (PRG019); Hypertension and hypertensive-related conditions complicating pregnancy; childbirth; and the puerperium (PRG020); Prolonged pregnancy (PRG022); Complications specified during childbirth (PRG023); Malposition, disproportion or other labor complications (PRG024); Anesthesia complications during pregnancy (PRG025); OB-related trauma to perineum and vulva (PRG026); Complications specified during the puerperium (PRG027); Other specified complications in pregnancy (PRG028); Uncomplicated pregnancy, delivery or puerperium (PRG029)

**Definitions:** **Ectopic pregnancy:** An ectopic pregnancy occurs when a fertilized egg grows outside of the uterus. Almost all ectopic pregnancies—more than 90%—occur in a fallopian tube. **Molar pregnancy:** A molar pregnancy is a complication in which an abnormal mass or tumor forms inside your uterus, instead of a placenta. In a healthy pregnancy, the placenta is an organ that grows in the uterus and nourishes a developing baby through the umbilical cord. **Polyhydramnios:** The buildup of increased amniotic fluid — the fluid that surrounds the baby in the uterus during pregnancy. **Hypertension:** High blood pressure.

**Table PRG1A. Nevada General Acute Hospitals by Gender and Age Group**

Nevada State Demographic	2022 Discharges		2023 Discharges		2024 Discharges	
	Discharges	Avg Bill per Discharge	Discharges	Avg Bill per Discharge	Discharges	Avg Bill per Discharge
Female	37,110	\$10,144	35,852	\$10,910	46,368	\$12,021
Male	0	NR	< 5*	< 5*	0	NR
Unknown	229	\$9,657	198	\$9,720	169	\$10,670
Age < 1	0	NR	0	NR	0	NR
Ages 1-18	569	\$9,035	685	\$9,867	713	\$11,363
Ages 19-34	0	NR	0	NR	0	NR
Ages 35-64	5,549	\$11,206	5,700	\$12,531	7,800	\$13,149
Ages 65+	0	NR	0	NR	0	NR
Unknown	1,118	\$4,693	0	NR	0	NR
<b>State Total</b>	<b>7,236</b>	<b>\$10,029</b>	<b>6,385</b>	<b>\$12,245</b>	<b>8,513</b>	<b>\$13,000</b>

\* There were fewer than 5 discharges for this row, so data was suppressed.

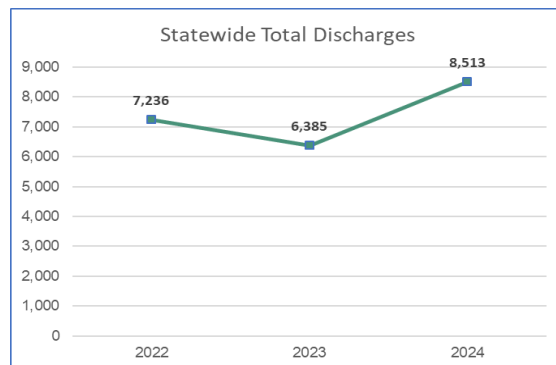


Chart ED 14-A Patient Discharges (Cases)

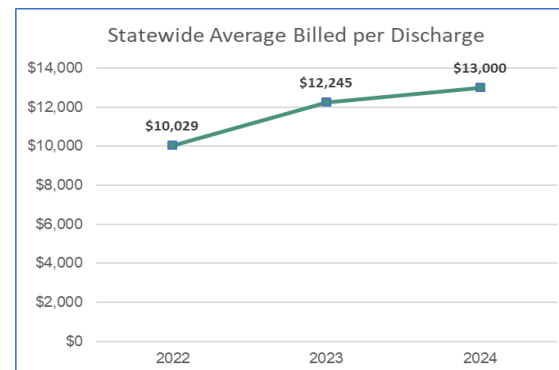


Chart ED 14-B Average Billed Charges (Avg Bill)

**Table PRG1B. Clark County General Acute Hospitals**

Clark County Hospitals	2022 Discharges		2023 Discharges		2024 Discharges	
	Discharges	Avg Bill per Discharge	Discharges	Avg Bill per Discharge	Discharges	Avg Bill per Discharge
Boulder City Hospital	17	\$4,219	34	\$4,631	29	\$3,590
Centennial Hills Hospital Medical Center	2,012	\$14,860	1,482	\$17,130	3,126	\$14,601
Dignity Health - St. Rose Dominican Blue Diamond, LLC	176	\$11,532	245	\$12,179	228	\$13,484
Dignity Health - St. Rose Dominican Craig Ranch, LLC	698	\$11,183	814	\$11,697	809	\$12,925
Dignity Health - St. Rose Dominican Sahara, LLC	303	\$11,441	487	\$12,761	452	\$12,764
Dignity Health - St. Rose Dominican West Flamingo, LLC	116	\$11,312	132	\$11,908	100	\$14,070
Henderson Hospital	2,964	\$14,214	1,974	\$15,971	3,444	\$16,067
Mesa View Regional Hospital	99	\$3,959	106	\$4,375	120	\$4,728
Mountain View Hospital	4,405	\$10,101	4,523	\$11,329	6,004	\$14,120
North Vista Hospital	770	\$6,427	1,087	\$6,645	926	\$6,123
Southern Hills Hospital and Medical Center	2,949	\$8,629	2,853	\$9,817	3,576	\$10,057
Spring Valley Hospital Medical Center	1,701	\$15,046	1,332	\$17,997	1,399	\$19,482
St. Rose Dominican Hospitals - Rose de Lima Campus	408	\$9,742	351	\$10,353	384	\$11,777
St. Rose Dominican Hospitals - San Martin Campus	546	\$13,371	528	\$12,177	385	\$12,823
St. Rose Dominican Hospitals - Siena Campus	1,148	\$13,825	1,233	\$14,979	1,201	\$15,733
Summerlin Hospital Medical Center	1,397	\$14,472	1,261	\$17,266	4,641	\$12,616
Sunrise Hospital and Medical Center	7,349	\$10,265	6,890	\$12,227	7,181	\$13,924
University Medical Center of Southern Nevada	471	\$19,462	483	\$16,401	423	\$22,648
Valley Hospital Medical Center	656	\$13,625	768	\$15,435	1,648	\$15,505
<b>Clark County Total</b>	<b>28,185</b>	<b>\$11,655</b>	<b>26,583</b>	<b>\$12,888</b>	<b>36,076</b>	<b>\$13,806</b>

**Table PRG1C. Carson City/Washoe County General Acute Hospitals**

Carson City/Washoe County Hospitals	2022 Discharges		2023 Discharges		2024 Discharges	
	Discharges	Avg Bill per Discharge	Discharges	Avg Bill per Discharge	Discharges	Avg Bill per Discharge
Carson Tahoe Regional Medical Center	1,394	\$4,523	1,447	\$4,031	1,720	\$5,074
Northern Nevada Medical Center	617	\$6,593	535	\$8,248	846	\$9,483
Northern Nevada Sierra Medical Center	351	\$8,472	456	\$10,428	950	\$9,689
Renown Regional Medical Center	3,508	\$5,312	4,474	\$5,180	5,029	\$5,355
Renown South Meadows Medical Center	600	\$4,766	419	\$4,818	385	\$4,852
Saint Mary's Regional Medical Center	694	\$4,253	431	\$4,284	346	\$3,905
<b>Carson City/Washoe County Total</b>	<b>7,164</b>	<b>\$5,275</b>	<b>7,762</b>	<b>\$5,416</b>	<b>9,276</b>	<b>\$6,048</b>

**Table PRG1D. Rural General Acute Hospitals**

Rural Hospitals	2022 Discharges		2023 Discharges		2024 Discharges	
	Discharges	Avg Bill per Discharge	Discharges	Avg Bill per Discharge	Discharges	Avg Bill per Discharge
Banner Churchill Community Hospital	450	\$2,389	327	\$2,234	0	NR
Battle Mountain General Hospital	17	\$1,793	21	\$1,799	12	\$1,377
Carson Valley Medical Center	79	\$3,856	79	\$4,284	99	\$4,449
Desert View Regional Medical Center	181	\$4,092	308	\$4,473	275	\$4,575
Grover C Dils Medical Center	11	\$2,442	17	\$2,350	< 5*	< 5*
Humboldt General Hospital	89	\$2,245	144	\$2,918	184	\$4,208
Incline Village Community Hospital	< 5*	< 5*	< 5*	< 5*	0	NR
Mount Grant General Hospital	22	\$2,151	30	\$1,636	21	\$2,304
Northeastern Nevada Regional Hospital	453	\$3,852	486	\$4,416	514	\$4,468
Pershing General Hospital	13	\$2,515	5	\$1,514	16	\$2,200
South Lyon Medical Center	13	\$2,400	16	\$2,449	12	\$2,557
William Bee Ririe Hospital	38	\$2,259	64	\$5,878	48	\$2,995
<b>Rural Hospital Total</b>	<b>1,367</b>	<b>\$3,164</b>	<b>1,498</b>	<b>\$3,719</b>	<b>1,185</b>	<b>\$4,263</b>

\* There were fewer than 5 discharges for this row, so data was suppressed.

## 15. Mental Health, Substance Abuse and Other Nervous Disorders

**CCSR:** Anxiety and fear-related disorders (MBD005), Suicidal ideation/attempt/intentional self-harm (MBD012); Alcohol-related disorders (MBD017); Epilepsy; convulsions (NVS009); Syncope (SYM001); Nervous system signs and symptoms (SYM010); General sensation/perception signs and symptoms (SYM015)

**Definitions: Syncope:** Syncope is also called fainting or "passing out." It most often occurs when blood pressure is too low (a condition called hypotension) and the heart doesn't pump enough oxygen to the brain. It can be harmless or a symptom of an underlying medical condition.

**Table NSM1A. Nevada General Acute Hospitals by Gender and Age Group**

Nevada State Demographic	2022 Discharges		2023 Discharges		2024 Discharges	
	Discharges	Avg Bill per Discharge	Discharges	Avg Bill per Discharge	Discharges	Avg Bill per Discharge
Female	46,843	\$14,027	43,787	\$15,027	46,861	\$17,202
Male	46,065	\$12,667	42,934	\$13,979	44,248	\$15,791
Unknown	662	\$8,232	559	\$9,690	664	\$10,473
Age < 1	171	\$10,101	180	\$12,466	198	\$14,657
Ages 1-18	7,654	\$8,126	7,326	\$8,531	7,444	\$9,921
Ages 19-34	0	NR	0	NR	0	NR
Ages 35-64	41,724	\$13,832	39,468	\$14,891	41,724	\$17,070
Ages 65+	14,286	\$20,450	14,909	\$20,982	15,601	\$22,627
Unknown	2,056	\$6,074	0	NR	< 5*	< 5*
<b>State Total</b>	<b>65,891</b>	<b>\$14,352</b>	<b>61,883</b>	<b>\$15,598</b>	<b>64,968</b>	<b>\$17,578</b>

\* There were fewer than 5 discharges for this row, so data was suppressed.

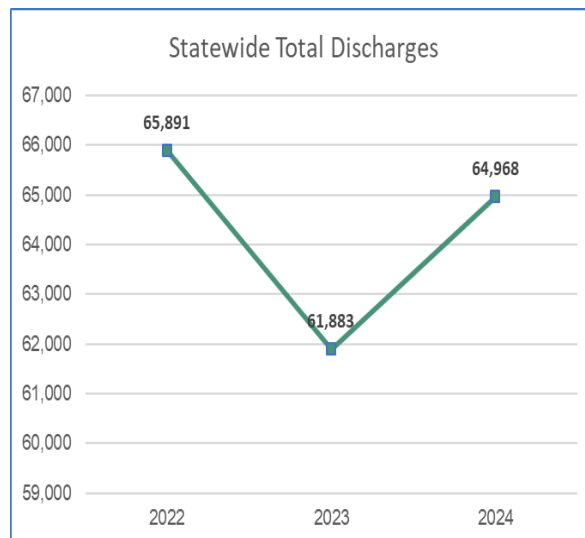


Chart ED 15-A Patient Discharges (Cases)

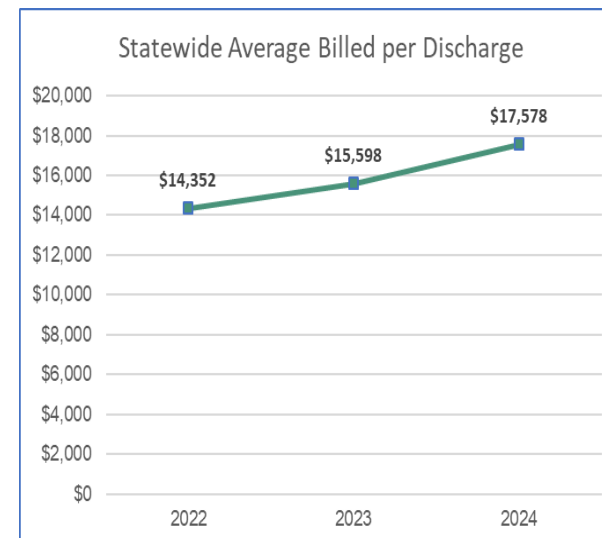


Chart ED 15-B Average Billed Charges (Avg Bill)

**Table NSM1B. Clark County General Acute Hospitals**

Clark County Hospitals	2022 Discharges		2023 Discharges		2024 Discharges	
	Discharges	Avg Bill per Discharge	Discharges	Avg Bill per Discharge	Discharges	Avg Bill per Discharge
Boulder City Hospital	186	\$8,686	282	\$8,600	254	\$7,226
Centennial Hills Hospital Medical Center	4,242	\$21,657	2,985	\$22,991	3,539	\$24,558
Dignity Health - St. Rose Dominican Blue Diamond, LLC	603	\$12,897	701	\$14,673	595	\$15,778
Dignity Health - St. Rose Dominican Craig Ranch, LLC	1,196	\$11,917	1,385	\$13,724	1,211	\$15,552
Dignity Health - St. Rose Dominican Sahara, LLC	777	\$11,781	783	\$13,386	795	\$15,465
Dignity Health - St. Rose Dominican West Flamingo, LLC	303	\$13,081	369	\$15,234	326	\$16,488
Henderson Hospital	5,774	\$21,460	4,116	\$22,605	5,083	\$25,174
Mesa View Regional Hospital	578	\$6,824	628	\$7,699	711	\$7,781
Mountain View Hospital	4,687	\$17,289	5,111	\$19,939	6,865	\$24,972
North Vista Hospital	1,901	\$6,194	2,233	\$6,115	1,858	\$5,350
Southern Hills Hospital and Medical Center	4,575	\$13,362	4,745	\$15,313	4,737	\$16,373
Spring Valley Hospital Medical Center	6,579	\$15,907	5,241	\$18,317	4,949	\$20,971
St. Rose Dominican Hospitals - Rose de Lima Campus	1,605	\$10,483	1,622	\$11,476	1,503	\$13,158
St. Rose Dominican Hospitals - San Martin Campus	1,886	\$15,800	1,985	\$17,543	1,973	\$18,836
St. Rose Dominican Hospitals - Siena Campus	5,012	\$17,658	5,922	\$18,567	6,143	\$17,838
Summerlin Hospital Medical Center	3,922	\$20,033	2,599	\$22,727	3,234	\$25,310
Sunrise Hospital and Medical Center	13,837	\$12,219	14,599	\$15,542	15,678	\$16,842
University Medical Center of Southern Nevada	1,234	\$22,523	1,600	\$18,577	1,269	\$26,931
Valley Hospital Medical Center	5,714	\$16,472	6,007	\$19,212	7,652	\$19,568
<b>Clark County Total</b>	<b>64,611</b>	<b>\$15,783</b>	<b>62,913</b>	<b>\$17,374</b>	<b>68,375</b>	<b>\$19,410</b>

**Table NSM1C. Carson City/Washoe County General Acute Hospitals**

Carson City/Washoe County Hospitals	2022 Discharges		2023 Discharges		2024 Discharges	
	Discharges	Avg Bill per Discharge	Discharges	Avg Bill per Discharge	Discharges	Avg Bill per Discharge
Carson Tahoe Regional Medical Center	2,597	\$5,840	2,743	\$5,843	3,229	\$7,436
Northern Nevada Medical Center	2,483	\$11,749	1,983	\$12,105	2,398	\$14,483
Northern Nevada Sierra Medical Center	1,144	\$11,455	1,161	\$13,227	1,527	\$14,276
Renown Regional Medical Center	6,816	\$6,106	7,383	\$6,160	7,965	\$6,590
Renown South Meadows Medical Center	1,648	\$5,984	1,519	\$6,720	1,425	\$6,562
Saint Mary's Regional Medical Center	2,764	\$4,316	2,801	\$4,090	2,008	\$3,794
<b>Carson City/Washoe County Total</b>	<b>17,452</b>	<b>\$6,925</b>	<b>17,590</b>	<b>\$6,966</b>	<b>18,552</b>	<b>\$8,085</b>

**Table NSM1D. Rural General Acute Hospitals**

Rural Hospitals	2022 Discharges		2023 Discharges		2024 Discharges	
	Discharges	Avg Bill per Discharge	Discharges	Avg Bill per Discharge	Discharges	Avg Bill per Discharge
Banner Churchill Community Hospital	1,163	\$2,845	850	\$3,125	0	NR
Battle Mountain General Hospital	37	\$2,817	53	\$2,245	12	\$2,069
Carson Valley Medical Center	831	\$6,342	841	\$6,510	865	\$6,905
Desert View Regional Medical Center	1,261	\$7,661	1,342	\$7,491	1,339	\$8,393
Grover C Dils Medical Center	63	\$4,279	144	\$5,452	56	\$3,615
Humboldt General Hospital	471	\$3,519	560	\$4,245	582	\$5,201
Incline Village Community Hospital	70	\$18,012	81	\$18,914	38	\$37,799
Mount Grant General Hospital	178	\$4,431	168	\$4,692	118	\$7,122
Northeastern Nevada Regional Hospital	1,258	\$5,490	1,226	\$6,648	1,229	\$7,341
Pershing General Hospital	113	\$4,801	130	\$4,744	102	\$5,264
South Lyon Medical Center	237	\$4,085	222	\$4,149	222	\$4,493
William Bee Ririe Hospital	243	\$3,414	314	\$6,721	283	\$4,773
<b>Rural Hospital Total</b>	<b>5,925</b>	<b>\$5,328</b>	<b>5,931</b>	<b>\$6,000</b>	<b>4,846</b>	<b>\$7,150</b>