

Nevadans
Have...

HEALTHY NEVADANS 2010

**Personal
Health
Choices**

2003-2007
Twentieth Edition



Center for Health Information Analysis
University of Nevada, Las Vegas

Bureau of Health Planning and Statistics
Division of Health
Department of Health and Human Services
State of Nevada

Table of Contents

Foreword	i
Acknowledgments	ii
Introduction	iii
Factors to Consider in Reviewing this Report	iv
General Acute Care Hospitals	v
Specific Listing of DRG Tables by MDC	vi - vii
Discussion and Graphics: 50 Diagnostic Related Groups	1 - 100

FOREWORD

Personal Health Choices is a joint publication of the Center for Health Information Analysis (CHIA) and the Department of Health and Human Services, Nevada State Health Division, Bureau of Health Planning and Statistics. The report presents Acute Care Hospital Inpatient Discharge Billing Records data for 50 common medical and surgical diagnoses by DRG (Diagnosis-Related Group) as reported by 32 of Nevada's acute care hospitals that discharged patients within the period of 2003 to 2007.

These data are available through the standard Uniform Billing form, which is utilized by hospitals to bill for their hospital charges. These data include patients who spent at least 24 hours as an inpatient, but do not include patients who were treated and released from the emergency room. It includes information about patients discharged from non-federal acute care hospitals in Nevada. These data identify billed charges, not the actual payments received by the hospital.

The data were compiled by CHIA using information from inpatient hospital billing records. This information was gathered and analyzed as part of a contractual agreement between the Department of Health and Human Services and the University under the authority granted in Section 439B of the Nevada Revised Statutes.

Personal Health Choices has been published annually since 1988 except for the 1991 and 1992 editions which were published concurrently in February 1994.

An electronic copy of this publication can be downloaded from http://www.unlv.edu/Research_Centers/chia

Bureau of Health Planning and Statistics
Nevada State Health Division
4150 Technology Way, Suite 104
Carson City, NV 89706
Telephone: (775) 684-4218
1-800-992-0900, Ext. 4-4218

Personal Health Choices
Twentieth Edition, 2003-2007
Published July, 2008

PERSONAL HEALTH CHOICES: 2003-2007

ACKNOWLEDGMENTS

The following individuals are recognized for the preparation, editing and review of PERSONAL HEALTH CHOICES

**University of Nevada, Las Vegas
Center for Health Information Analysis**

Ronald Smith, Ph.D., Principal Investigator
Joseph Greenway, Director
Danny Chan, Software Developer

**Nevada State Health Division
Bureau of Health Planning and Statistics**

Luana J. Ritch, Ph.D., Bureau Chief
Lynn O'Mara, MBA, Health Planning Program Manager
Alicia Chancellor Hansen, M.S., Chief Biostatistician

**Nevada Department of Health and Human Resources
Division of Health Care Financing and Policy**

Charles Duarte, Administrator
Janice Prentice, Management Analyst IV

**Nevada State Health Division
Alex Haartz, M.P.H, Administrator**

**Department of Health and Human Services
Michael J. Willden, Director**

INTRODUCTION

This twentieth edition of Personal Health Choices compares 32 of Nevada's acute care hospitals with respect to 50 common medical diagnoses and surgical procedures, defined by Diagnosis Related Groups (DRGs: see below). The definitions to all DRG's can be found on the narrative page for each DRG. Each diagnoses and procedure in this publication may be based on an individual DRG or multiple related DRGs.

THE DIAGNOSIS RELATED GROUP (DRG) SYSTEM

Diagnosis Related Group (DRG), is a classification system that is based on principal and secondary disease diagnoses, medical and surgical procedures, complications, comorbidities (coexisting conditions), age and discharge status. The DRG system is complex in its construction, and is based upon documentation in the patient's medical record. DRGs enable hospitals to recover the appropriate reimbursement for services rendered, evaluate the quality of care and assist in evaluating utilization of services. All principal diagnoses are divided into 25 exclusive categories, referred to as major diagnostic categories (MDCs). The MDCs are then further subdivided into DRGs. The DRG system's groups classify patients with similar utilization of hospital resources and length of stay patterns. Each DRG represents the average resources needed to treat patients grouped to that DRG compared to the national average of resources to treat all Medicare patients. Hospitals are reimbursed at a flat rate based on the theory that patients with similar illnesses undergoing similar procedures will require similar care. The primary outcome of the DRG system is that the more efficiently a hospital delivers care, the greater its operating margin will be.

INFORMATION LEVEL

Personal Health Choices is intended as a source of information regarding the billed charges of acute care hospitals in Nevada, and should not be construed as a definitive guide for selecting a hospital in order to receive inpatient medical care. The financial information in this report is based on billed charges rather than the amount actually collected on discharged patients per DRG. Billed charges and collected charges can differ significantly. This report provides the reader information about one component of healthcare pricing - inpatient hospitalization. Hospital outpatient services as well as professional physician and other non-hospital inpatient ancillary healthcare services are not covered in this report.

CREDIT DUE: Google Web was extensively used to obtain definitions for medical terms. This can be accessed by typing, 'define: term' in the Google search box.

FACTORS TO CONSIDER IN REVIEWING THIS REPORT

The information provided in this report is formatted so as to present narrative and tabular data on the first page and detailed tabular data on the second. This report covers a five-year trend line for DRG-related data. DRG's are sometimes broken down by age factors and/or presence of comorbidity. Comorbidity or comorbid conditions are defined as two or more coexisting medical conditions.

The first page of each selected DRG presents gender and age breakdowns of the overall hospital inpatient population, factored by the total number of discharges, average length of hospital stay and average billed charges. The age categories consist of 0-17, 18-35, 36-49, 50-64, and 65+. These age categories were selected to best illustrate the impact of the disease diagnoses and medical and surgical procedures on the populations affected. The narrative information on the first page for each DRG is based on the available data and may contain information on specific diagnoses and surgical procedures involved in the treatment of the patient. These diagnoses and procedures may not always be directly related to the primary ailment. The second page examines specific hospitals in Clark, Washoe and the Rural counties. with regard to total discharges, average length of stays, and average billed charges.

It should be noted that, when comparing hospitals as to average length of stay and billed charges, information based on small numbers of cases cannot provide a reliable statistical base upon which information can reflect a given hospital's experience. Further, physician charges (including those of surgeons) are normally separate from hospital charges, except in rural areas where some physician services -- such as radiology, anesthesia, and laboratory tests -- may be included in the hospital charges.

Beginning October 1, 2007 DRG definitions were changed. They are now called MS-DRG. In order to do a clean crosswalk between the two versions, this edition of Choices uses multiple, related DRGs on many of the pages. MS-DRGs were converted to DRGs.

CREDIT DUE: Google Web was extensively used to obtain definitions for medical terms. This can be accessed by typing, 'define: term' in the Google search box.

HOSPITAL NAME CHANGES

Incline Village was previously known as Tahoe Hospital, then Tahoe Forest

Northeastern was previously known as Elko General

North Vista was previously known as Lake Mead

Renown Regional was previously known as Washoe Medical

Renown South Meadows was previously known as Washoe Village, then Washoe South Meadows

GENERAL ACUTE CARE HOSPITALS

Hospital Name	Address	Phone	Beds	County
Battle Mountain General Hospital	535 Humboldt St., Battle Mountain, NV 89820	(775) 635-2550	25	Lander
Boulder City Hospital	901 Adams Blvd., Boulder City, NV 89005	(702) 293-4111	67	Clark
Carson Tahoe Regional Medical Center	1600 Medical Parkway, Carson City, NV 89706	(775) 445-8000	144	Carson
Carson Valley Medical Center	1107 Highway 395, Gardnerville, NV 89410	(775) 782-1500	23	Douglas
Churchill Community Hospital	801 E. Williams Ave., Fallon, NV 89406	(775) 423-3151	40	Churchill
Desert Springs Hospital	2075 E. Flamingo Rd., Las Vegas, NV 89119	(702) 369-7610	286	Clark
Grover C. Dils Medical Center	700 N. Spring St., Caliente, NV 89008	(775) 726-3171	20	Lincoln
Humboldt General Hospital	118 E. Haskell St., Winnemucca, NV 89445	(775) 623-5222	52	Humboldt
Incline Village Community Hospital	880 Alder St., Incline Village, NV 89451	(775) 833-4100	4	Washoe
Mesa View Regional Hospital	1299 Bertha Howe Ave., Mesquite, NV 89027	(702) 346-8040	25	Clark
Mount Grant General Hospital	1st. & A St., Hawthorne, NV 89415	(775) 945-2461	35	Mineral
Mountain View Hospital	3100 N. Tenaya, Las Vegas, NV 89128	(702) 255-5000	235	Clark
North Vista Hospital	1409 E. Lake Mead Blvd. North Las Vegas, NV 89030	(702) 649-7711	185	Clark
Northeastern Nevada Regional Hospital	2001 Errecart Blvd., Elko, NV 89801	(775) 738-5151	75	Elko
Northern Nevada Medical Center	2375 E. Prater Way, Sparks, NV 89434	(775) 356-4001	100	Washoe
Nye Regional Medical Center	825 Erie Main, Tonopah, NV 89409	(775) 482-6233	44	Nye
Pershing General Hospital	855 6th. Street, Lovelock, NV 89419	(775) 273-2621	47	Pershing
Renown Regional Medical Center	1155 Mill St. Reno, NV 89502	(775) 982-4511	538	Washoe
Renown South Meadows Medical Center	10101 Double R Blvd., Reno, NV 89511	(775) 982-7000	76	Washoe
Saint Mary's Regional Medical Center	235 W. Sixth St., Reno, NV 89503	(775) 770-3000	380	Washoe
Saint Rose Dominican Hospitals Rose de Lima Campus	102 E. Lake Mead Drive, Henderson, NV 89015	(702) 616-5000	145	Clark
Saint Rose Dominican Hospitals San Martin Campus	8280 W. Warm Springs Rd. Las Vegas, NV 89113	(702) 616-5509	147	Clark
Saint Rose Dominican Hospitals Siena Campus	3001 St. Rose Parkway., Henderson, NV 89052	(702) 616-5000	219	Clark
Sierra Surgery Hospital	1400 Medical Parkway, Carson City, NV 89703	(775) 883-1700	15	Carson
South Lyon Medical Center	213 Whitacre, Yerington, NV 89447	(775) 463-2301	63	Lyon
Southern Hills Hospital & Medical Center	9300 W. Sunset, Las Vegas, NV 89148	(702) 855-1850	139	Clark
Spring Valley Hospital Medical Center	5400 S. Rainbow Blvd., Las Vegas, NV 89118	(702) 853-3333	210	Clark
Summerlin Hospital Medical Center	657 Town Center Dr., Las Vegas, NV 89144	(702) 233-7000	281	Clark
Sunrise Hospital & Medical Center	3186 S. Maryland Parkway, Las Vegas, NV 89109	(702) 731-8000	701	Clark
University Medical Center of Southern Nevada	1800 W. Charleston Blvd., Las Vegas, NV 89102	(702) 383-2000	541	Clark
Valley Hospital Medical Center	620 Shadow Lane, Las Vegas, NV 89106	(702) 388-4000	404	Clark
William Bee Ririe Hospital	1500 Avenue H, Ely, NV 89301	(775) 289-3001	25	White Pine

Specific Listing of DRG Tables by Major Diagnostic Category (MDC)

DRG	MDC 01 - Diseases & Disorders of the Nervous System	Pages
012	DEGENERATIVE NERVOUS SYSTEM DISORDERS	1-2

DRG	MDC 04 - Diseases & Disorders of the Respiratory System	Pages
075	MAJOR CHEST PROCEDURES	3-4
079,080,081	RESPIRATORY INFECTIONS & INFLAMMATIONS	5-6
082	RESPIRATORY NEOPLASMS	7-8
083,084	MAJOR CHEST TRAUMA	9-10
087	PULMONARY EDEMA & RESPIRATORY FAILURE	11-12
088	CHRONIC OBSTRUCTIVE PULMONARY DISEASE	13-14
089,090,091	SIMPLE PNEUMONIA & PLEURISY	15-16
096,097,098	BRONCHITIS & ASTHMA	17-18

DRG	MDC 05 - Diseases & Disorders of the Circulatory System	Pages
104,105	CARDIAC VALVE & OTHER MAJOR CARDIOTHORACIC PROCEDURES	19-20
106	CORONARY BYPASS WITH PTCA	21-22
110,111	MAJOR CARDIOVASCULAR PROCEDURES	23-24
121,122	CIRCULATORY DISORDERS WITH ACUTE MYOCARDIAL INFARCTION, DISCHARGED ALIVE	25-26
123	CIRCULATORY DISORDERS WITH ACUTE MYOCARDIAL INFARCTION, EXPIRED	27-28
127	HEART FAILURE & SHOCK	29-30
129	CARDIAC ARREST, UNEXPLAINED	31-32
130,131	PERIPHERAL VASCULAR DISORDERS	33-34
132,133	ATHEROSCLEROSIS	35-36
134	HYPERTENSION	37-38
135,136,137	CARDIAC CONGENITAL & VALVULAR DISORDERS	39-40
138,139	CARDIAC ARRHYTHMIA & CONDUCTION DISORDERS	41-42
140	ANGINA PECTORIS	43-44
143	CHEST PAIN	45-46

DRG	MDC 06 - Diseases & Disorders of the Digestive System	Pages
146,147	RECTAL RESECTION	47-48
149,569,570	MAJOR SMALL & LARGE BOWEL PROCEDURES	49-50
152,153	MINOR SMALL & LARGE BOWEL PROCEDURES	51-52
174,175	GASTROINTESTINAL HEMORRHAGE	53-54
180,181	GASTROINTESTINAL OBSTRUCTION	55-56

DRG	MDC 07 - Diseases & Disorders of the Hepatobiliary System	Pages
202	CIRRHOSIS & ALCOHOLIC HEPATITIS	57-58
493,494	LAPAROSCOPIC CHOLECYSTECTOMY	95-96

Specific Listing of DRG Tables by Major Diagnostic Category (MDC)

DRG	MDC 08 - Diseases & Disorders of the Musculoskeletal System	Pages
210,211,212	HIP & FEMUR PROCEDURES EXCEPT MAJOR JOINT	59-60
243	MEDICAL BACK PROBLEMS	61-62
499,500	BACK & NECK PROCEDURES EXCEPT SPINAL FUSION	97-98
DRG	MDC 09 - Diseases & Disorders of the Skin and Breast	Pages
257,258	TOTAL MASTECTOMY FOR MALIGNANCY	63-64
DRG	MDC 10 - Endocrine, Nutritional and Metabolic	Pages
288	OPERATING ROOM PROCEDURES FOR OBESITY	65-66
294,295	DIABETES	67-68
300,301	ENDOCRINE DISORDERS	69-70
DRG	MDC 11 - Diseases & Disorders of the Kidney & Urinary Tract	Pages
304,305	KIDNEY AND URETER PROCEDURES FOR NON-NEOPLASM	71-72
306,307	PROSTATECTOMY	73-74
316	RENAL FAILURE	75-76
317	ADMIT FOR RENAL DIALYSIS	77-78
DRG	MDC 14 - Pregnancy, Childbirth and the Puerperium	Pages
370	CESAREAN SECTION WITH COMPLICATIONS	79-80
371	CESAREAN SECTION WITHOUT COMPLICATIONS	81-82
372	VAGINAL DELIVERY WITH COMPLICATING DIAGNOSES	83-84
373	VAGINAL DELIVERY WITHOUT COMPLICATING DIAGNOSES	85-86
382	FALSE LABOR	87-88
DRG	MDC 15 - Newborns and Other Neonates in Perinatal Period	Pages
391	NORMAL NEWBORN	89-90
DRG	MDC 19 - Mental Diseases and Disorders	Pages
426	DEPRESSIVE NEUROSES	91-92
DRG	MDC 20 - Alcohol/Drug use Disorders	Pages
521,522,523	ALCOHOL/DRUG ABUSE OR DEPENDENCE	99-100
DRG	MDC 21 - Injuries, Poisonings & Toxic Effects of Drugs	Pages
449,450,451	POISONING & TOXIC EFFECTS OF DRUGS	93-94

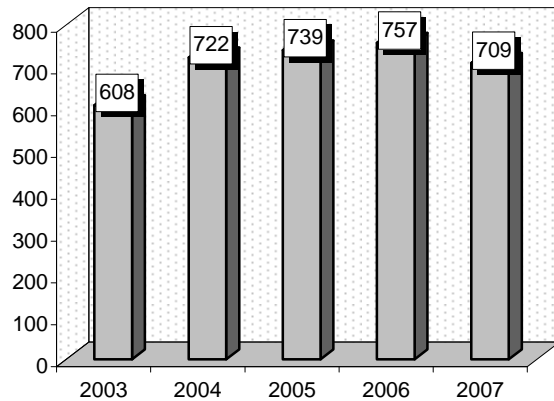
DEGENERATIVE NERVOUS SYSTEM DISORDERS

Associated Diagnoses: Diagnoses that frequently accompanied degenerative nervous system disorders were: 1) Unspecified hypertension (4019), 2) Alzheimer's disease (3310), 3) Dementia with behavioral disturbance (29411), 4) Dementia without behavioral disturbance (29410), 5) Depressive disorder NEC (311).

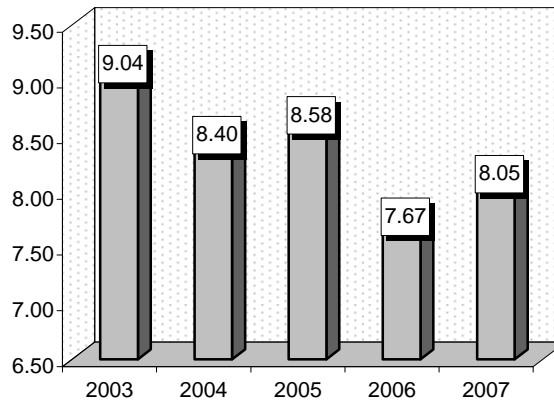
Definitions:
Hypertension: Elevated blood pressure persistently exceeding 140/90. Essential hypertension, the most common kind, has no single identifiable cause.
Alzheimer's disease: A progressive mental deterioration characterized by confusion, disorientation, restlessness, and hallucinations. Only palliative treatment is available.
Dementia: A progressive organic mental disorder characterized by chronic confusion, disorientation, stupor, impaired judgment and impulses. Organic forms of dementia are generally considered irreversible, progressive and incurable. However, conditions that cause the decline may be treatable or partially reversible.
Depression: An abnormal emotional state characterized by exaggerated feelings of sadness, dejection, worthlessness, emptiness and hopelessness that are out of proportion to reality.

Gender	2003			2004			2005			2006			2007		
	Cases	Avg LOS	Avg Bill	Cases	Avg LOS	Avg Bill	Cases	Avg LOS	Avg Bill	Cases	Avg LOS	Avg Bill	Cases	Avg LOS	Avg Bill
Male	306	9.09	\$34,618	339	8.74	\$32,532	355	8.50	\$31,952	357	7.52	\$32,789	318	8.06	\$38,605
Female	302	8.99	\$34,130	383	8.09	\$28,749	384	8.64	\$31,989	400	7.81	\$31,764	391	8.03	\$35,426
Age Group	Cases	Avg LOS	Avg Bill	Cases	Avg LOS	Avg Bill	Cases	Avg LOS	Avg Bill	Cases	Avg LOS	Avg Bill	Cases	Avg LOS	Avg Bill
Ages 0-17	17	2.88	\$11,393	8	2.25	\$9,609	15	3.60	\$30,739	9	4.22	\$33,134	8	3.00	\$18,758
Ages 18-35	13	4.77	\$27,374	17	5.47	\$45,852	19	5.16	\$37,432	21	3.90	\$36,157	24	4.79	\$37,683
Ages 36-49	23	4.87	\$20,457	44	5.52	\$29,087	41	6.34	\$32,708	52	5.71	\$28,742	47	5.77	\$42,603
Ages 50-64	67	8.88	\$33,401	81	7.23	\$26,306	100	8.21	\$27,938	113	7.41	\$34,864	106	6.12	\$30,469
Ages 65+	488	9.59	\$36,153	572	8.95	\$31,071	564	9.05	\$32,482	562	8.10	\$31,885	524	8.86	\$37,865
TOTAL	608	9.04	\$34,376	722	8.40	\$30,525	739	8.58	\$31,971	757	7.67	\$32,247	709	8.05	\$36,852

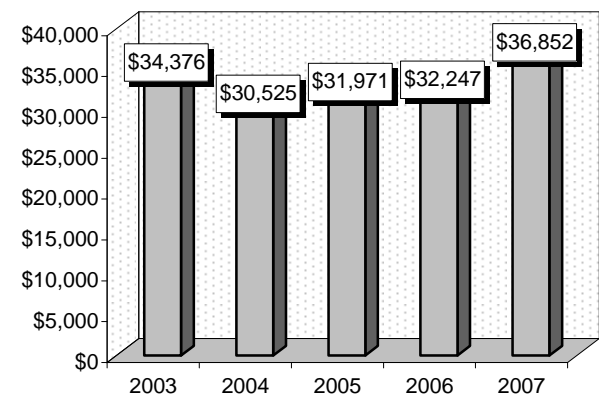
Patient Discharges



Average Length of Stay



Average Billed Charges



County / Hospital	2003			2004			2005			2006			2007		
	Cases	Avg LOS	Avg Bill	Cases	Avg LOS	Avg Bill	Cases	Avg LOS	Avg Bill	Cases	Avg LOS	Avg Bill	Cases	Avg LOS	Avg Bill
CLARK															
Desert Springs	35	4.86	\$27,385	28	4.68	\$16,992	32	4.91	\$22,205	39	4.26	\$21,228	43	6.60	\$38,017
Mountain View	27	7.48	\$30,654	24	5.58	\$26,501	22	3.82	\$19,322	36	5.64	\$32,240	35	5.09	\$32,645
North Vista	32	10.09	\$26,719	19	14.68	\$39,121	39	11.56	\$24,333	35	11.26	\$27,022	24	7.08	\$28,110
St. Rose-Rose de Lima	14	5.00	\$17,021	30	3.83	\$18,267	10	8.90	\$27,384	24	5.25	\$31,596	15	5.00	\$33,356
St. Rose-San Martin	0	0.00	\$0	0	0.00	\$0	0	0.00	\$0	0	0.00	\$0	7	3.86	\$26,814
St. Rose-Siena	22	6.00	\$22,893	31	5.03	\$33,378	35	4.60	\$33,272	41	4.59	\$30,026	32	4.47	\$32,357
Southern Hills	0	0.00	\$0	15	7.20	\$24,768	13	5.15	\$25,825	12	6.67	\$50,484	10	6.20	\$31,701
Spring Valley	1	20.00	\$27,451	13	7.08	\$28,886	17	4.53	\$25,217	23	4.61	\$28,214	13	5.00	\$20,806
Summerlin	22	4.23	\$21,571	34	3.74	\$21,894	27	4.93	\$29,979	29	3.72	\$21,226	28	5.14	\$47,125
Sunrise	63	5.16	\$21,326	74	5.58	\$27,823	85	6.46	\$31,752	68	5.19	\$32,737	54	5.46	\$36,701
UMC	26	13.46	\$37,919	33	8.27	\$23,957	46	5.76	\$21,713	50	8.36	\$29,435	42	5.17	\$26,533
Valley	30	6.57	\$23,152	45	6.51	\$31,466	41	8.44	\$36,064	48	6.56	\$36,451	54	5.04	\$40,658
TOTAL	272	6.92	\$25,401	346	6.13	\$26,574	367	6.48	\$27,992	405	6.07	\$30,226	357	5.41	\$34,662
WASHOE															
Carson Tahoe	25	7.60	\$20,250	37	7.14	\$18,941	29	9.48	\$28,363	35	7.23	\$25,388	24	6.25	\$26,561
Northern Nevada	218	11.92	\$51,266	250	12.56	\$41,820	215	13.27	\$43,812	201	11.79	\$42,919	203	14.00	\$50,523
Renown Regional	65	10.12	\$27,820	57	6.75	\$22,174	79	7.72	\$27,119	62	6.73	\$25,351	68	7.29	\$28,028
Renown S. Meadows	0	0.00	\$0	6	4.00	\$14,858	11	4.09	\$19,094	11	4.09	\$16,306	10	4.40	\$18,446
Saint Mary's	20	5.65	\$22,669	15	5.33	\$18,515	23	4.22	\$25,932	24	6.08	\$26,103	32	5.91	\$19,853
Sierra Surgery	0	0.00	\$0	0	0.00	\$0	0	0.00	\$0	0	0.00	\$0	0	0.00	\$0
TOTAL	328	10.85	\$42,512	365	10.66	\$35,032	357	10.87	\$36,950	333	9.70	\$35,714	337	11.04	\$40,414
RURAL															
Battle Mountain	0	0.00	\$0	0	0.00	\$0	0	0.00	\$0	0	0.00	\$0	0	0.00	\$0
Boulder City	3	12.00	\$6,577	1	28.00	\$15,990	1	1.00	\$444	3	4.33	\$3,762	2	2.50	\$4,768
Carson Valley	0	0.00	\$0	0	0.00	\$0	3	7.33	\$16,604	4	11.25	\$26,138	6	4.33	\$11,287
Churchill	1	2.00	\$7,699	0	0.00	\$0	1	8.00	\$18,881	0	0.00	\$0	3	1.67	\$7,700
Grover C. Dils	1	2.00	\$2,283	0	0.00	\$0	0	0.00	\$0	0	0.00	\$0	0	0.00	\$0
Humboldt	0	0.00	\$0	1	5.00	\$3,557	1	3.00	\$4,015	2	6.50	\$6,784	0	0.00	\$0
Incline Village	0	0.00	\$0	0	0.00	\$0	0	0.00	\$0	0	0.00	\$0	0	0.00	\$0
Mesa View	0	0.00	\$0	0	0.00	\$0	2	3.00	\$14,557	2	6.00	\$23,353	0	0.00	\$0
Mount Grant	2	4.00	\$6,754	1	1.00	\$2,871	0	0.00	\$0	0	0.00	\$0	1	3.00	\$7,424
Northeastern	0	0.00	\$0	5	1.80	\$4,615	2	8.00	\$19,154	4	5.50	\$19,682	1	4.00	\$9,042
Nye	0	0.00	\$0	0	0.00	\$0	1	3.00	\$2,425	1	4.00	\$10,796	1	5.00	\$7,014
Pershing	1	7.00	\$4,183	1	4.00	\$8,582	2	6.50	\$7,137	0	0.00	\$0	1	4.00	\$10,443
South Lyon	0	0.00	\$0	1	1.00	\$2,444	2	3.00	\$2,702	2	5.00	\$2,621	0	0.00	\$0
William Bee Ririe	0	0.00	\$0	1	1.00	\$1,467	0	0.00	\$0	1	2.00	\$5,903	0	0.00	\$0
TOTAL	8	6.88	\$5,925	11	4.45	\$5,271	15	5.20	\$10,845	19	6.37	\$14,567	15	3.47	\$8,952
ALL COUNTIES	608	9.04	\$34,376	722	8.40	\$30,525	739	8.58	\$31,971	757	7.67	\$32,247	709	8.05	\$36,852

MAJOR CHEST PROCEDURES

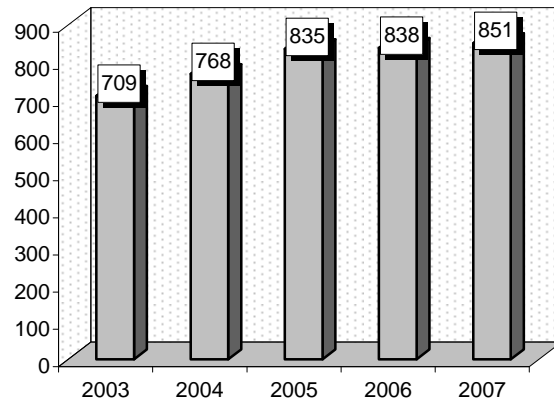
Associated Procedures: Procedures that frequently accompanied major chest procedures were: 1) Lobectomies of the lung (324), 2) Decortication of the lung (3451), 3) Fiber-optic bronchoscopy (3322), 4) Other local excision or destruction of a lesion or tissue of the lung, and insertion of intercostal catheter (chest tube) for drainage (3404), 5) Open lung biopsy (3328).

Definitions: **Bronchoscopy:** Evaluation of all the major airways through a scope (a thin tube with a light on the end). **Thoroscopy:** Surgery on the chest cavity through small incisions, aided by camera-mounted scopes. This is usually done for lung biopsies, treatment of fluid in the chest, or to treat a pneumothorax. **Wedge resection:** The surgical removal of a small wedge shaped portion of the lung. **Lobectomy:** Surgical removal of a lobe or section of the lung. **Decortication:** Removal of portion of the surface of the lung. **Intercostal:** The space between two ribs.

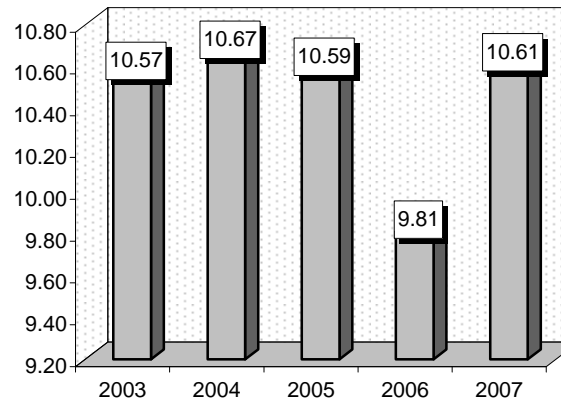
Comment: This procedure includes surgery on structures within the chest cavity, excluding the heart. The most common procedures are those involving the lungs and the esophagus.

	2003			2004			2005			2006			2007		
Gender	Cases	Avg LOS	Avg Bill	Cases	Avg LOS	Avg Bill	Cases	Avg LOS	Avg Bill	Cases	Avg LOS	Avg Bill	Cases	Avg LOS	Avg Bill
Male	396	10.71	\$80,485	409	10.84	\$81,644	477	11.44	\$90,708	468	10.63	\$93,641	454	10.90	\$110,017
Female	313	10.38	\$75,367	359	10.49	\$81,104	358	9.47	\$75,077	370	8.76	\$75,471	397	10.28	\$98,945
Age Group	Cases	Avg LOS	Avg Bill	Cases	Avg LOS	Avg Bill	Cases	Avg LOS	Avg Bill	Cases	Avg LOS	Avg Bill	Cases	Avg LOS	Avg Bill
Ages 0-17	41	11.80	\$78,739	46	10.09	\$68,837	64	11.14	\$88,804	55	9.36	\$70,257	61	12.08	\$111,042
Ages 18-35	57	11.75	\$82,214	50	11.02	\$78,514	59	9.80	\$71,532	52	9.63	\$76,533	54	10.54	\$101,308
Ages 36-49	106	10.52	\$83,333	103	11.25	\$78,871	108	10.37	\$82,256	99	10.54	\$94,962	111	9.96	\$95,847
Ages 50-64	204	9.97	\$75,713	251	10.72	\$83,285	246	10.57	\$80,250	265	9.64	\$81,565	254	10.88	\$110,771
Ages 65+	301	10.59	\$77,305	318	10.48	\$82,981	358	10.71	\$88,314	367	9.82	\$89,614	371	10.40	\$102,992
TOTAL	709	10.57	\$78,225	768	10.67	\$81,391	835	10.59	\$84,006	838	9.81	\$85,618	851	10.61	\$104,852

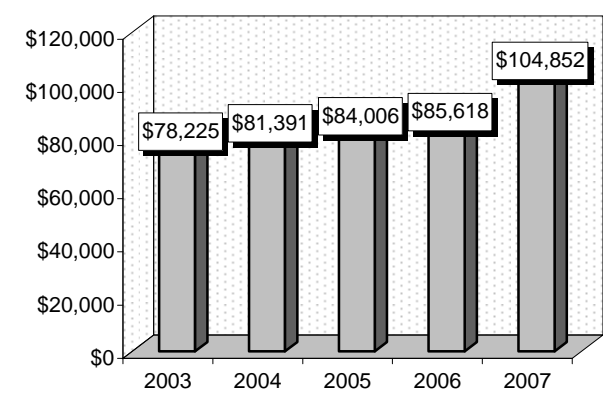
Patient Discharges



Average Length of Stay



Average Billed Charges



County / Hospital	2003			2004			2005			2006			2007		
	Cases	Avg LOS	Avg Bill	Cases	Avg LOS	Avg Bill	Cases	Avg LOS	Avg Bill	Cases	Avg LOS	Avg Bill	Cases	Avg LOS	Avg Bill
CLARK															
Desert Springs	59	10.97	\$88,577	56	11.39	\$75,591	75	10.75	\$85,389	44	12.98	\$114,221	157	8.85	\$98,290
Mountain View	67	8.85	\$58,182	67	11.10	\$91,371	95	8.92	\$68,403	63	9.54	\$86,969	49	9.65	\$108,204
North Vista	9	16.78	\$150,720	23	16.09	\$150,349	10	16.00	\$135,826	7	11.00	\$119,655	13	15.62	\$195,829
St. Rose-Rose de Lima	11	17.64	\$138,803	10	12.70	\$100,181	15	16.00	\$112,833	7	12.00	\$96,356	11	14.82	\$117,385
St. Rose-San Martin	0	0.00	\$0	0	0.00	\$0	0	0.00	\$0	0	0.00	\$0	13	8.08	\$81,309
St. Rose-Siena	53	11.23	\$78,870	57	11.88	\$87,063	59	12.81	\$110,067	65	11.09	\$95,044	64	13.52	\$116,777
Southern Hills	0	0.00	\$0	14	16.64	\$111,072	19	11.89	\$74,283	23	11.00	\$92,131	8	9.75	\$91,720
Spring Valley	0	0.00	\$0	3	17.00	\$119,183	14	14.64	\$125,322	22	13.14	\$112,240	24	16.29	\$142,639
Summerlin	23	13.17	\$103,426	22	13.95	\$121,466	30	10.13	\$115,204	55	10.00	\$90,918	62	12.87	\$132,694
Sunrise	198	10.64	\$76,800	190	9.38	\$75,527	222	9.55	\$78,729	234	9.15	\$87,732	128	12.26	\$135,229
UMC	40	10.95	\$66,601	56	13.66	\$83,804	43	18.12	\$117,565	44	13.70	\$113,359	51	12.90	\$143,511
Valley	43	9.84	\$113,634	48	9.75	\$86,463	33	10.94	\$96,013	35	11.17	\$104,440	35	10.97	\$100,252
TOTAL	503	10.84	\$82,153	546	11.29	\$87,098	615	11.06	\$89,058	599	10.49	\$95,085	615	11.51	\$119,711
WASHOE															
Carson Tahoe	29	10.14	\$65,707	25	8.56	\$60,759	32	9.69	\$76,136	53	7.66	\$69,858	42	6.38	\$71,834
Northern Nevada	15	12.73	\$122,886	9	12.22	\$101,427	7	10.43	\$97,681	2	4.50	\$52,978	7	8.86	\$68,826
Renown Regional	105	9.10	\$63,495	116	9.82	\$71,486	103	10.51	\$74,773	87	9.56	\$65,248	84	10.82	\$73,836
Renown S. Meadows	0	0.00	\$0	6	7.00	\$74,558	19	5.84	\$51,218	42	4.81	\$35,301	33	4.58	\$33,504
Saint Mary's	55	10.38	\$65,514	65	8.11	\$57,988	57	7.70	\$61,107	54	8.74	\$69,856	69	8.19	\$69,204
Sierra Surgery	0	0.00	\$0	0	0.00	\$0	0	0.00	\$0	0	0.00	\$0	0	0.00	\$0
TOTAL	204	9.86	\$68,721	221	9.19	\$67,605	218	9.25	\$70,082	238	8.07	\$61,932	235	8.32	\$66,305
RURAL															
Battle Mountain	0	0.00	\$0	0	0.00	\$0	0	0.00	\$0	0	0.00	\$0	0	0.00	\$0
Boulder City	0	0.00	\$0	0	0.00	\$0	0	0.00	\$0	0	0.00	\$0	0	0.00	\$0
Carson Valley	0	0.00	\$0	0	0.00	\$0	0	0.00	\$0	0	0.00	\$0	0	0.00	\$0
Churchill	2	14.50	\$59,840	0	0.00	\$0	1	13.00	\$42,209	1	14.00	\$52,222	1	1.00	\$24,884
Grover C. Dils	0	0.00	\$0	0	0.00	\$0	0	0.00	\$0	0	0.00	\$0	0	0.00	\$0
Humboldt	0	0.00	\$0	0	0.00	\$0	0	0.00	\$0	0	0.00	\$0	0	0.00	\$0
Incline Village	0	0.00	\$0	0	0.00	\$0	0	0.00	\$0	0	0.00	\$0	0	0.00	\$0
Mesa View	0	0.00	\$0	0	0.00	\$0	0	0.00	\$0	0	0.00	\$0	0	0.00	\$0
Mount Grant	0	0.00	\$0	0	0.00	\$0	0	0.00	\$0	0	0.00	\$0	0	0.00	\$0
Northeastern	0	0.00	\$0	1	3.00	\$12,085	1	14.00	\$54,581	0	0.00	\$0	0	0.00	\$0
Nye	0	0.00	\$0	0	0.00	\$0	0	0.00	\$0	0	0.00	\$0	0	0.00	\$0
Pershing	0	0.00	\$0	0	0.00	\$0	0	0.00	\$0	0	0.00	\$0	0	0.00	\$0
South Lyon	0	0.00	\$0	0	0.00	\$0	0	0.00	\$0	0	0.00	\$0	0	0.00	\$0
William Bee Ririe	0	0.00	\$0	0	0.00	\$0	0	0.00	\$0	0	0.00	\$0	0	0.00	\$0
TOTAL	2	14.50	\$59,840	1	3.00	\$12,085	2	13.50	\$48,395	1	14.00	\$52,222	1	1.00	\$24,884
ALL COUNTIES	709	10.57	\$78,225	768	10.67	\$81,391	835	10.59	\$84,006	838	9.81	\$85,618	851	10.61	\$104,852

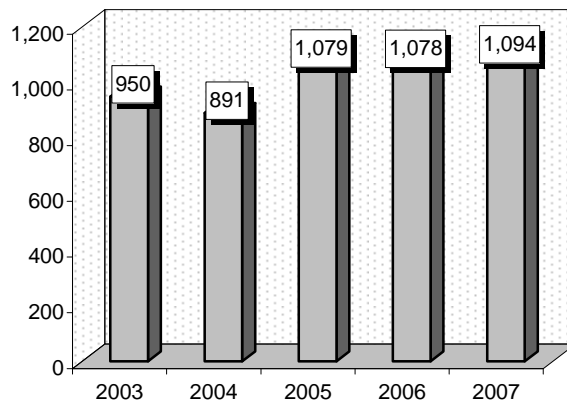
RESPIRATORY INFECTIONS & INFLAMMATIONS

Associated Diagnoses: Diagnoses that frequently accompanied respiratory infections were: 1) Pneumonia due to inhalation of food or vomitus (5070), 2) Chronic airway obstruction (496), 3) Hypoxemia (79902), 4) Dysphagia (7872), 5) Pneumonia due to staphylococcus (4824), 6) Gastroesophageal reflux (53081), 7) Cystic fibrosis with pulmonary manifestations (27702).

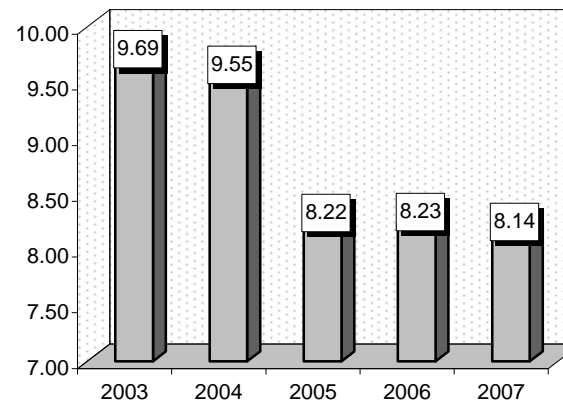
Definitions: **Pneumonia:** An acute inflammation of the lungs. **Pseudomonas:** A genus of gram-negative bacteria that includes several free-living species in soil and water and some opportunistic pathogens. **Hypoxemia:** Low oxygen levels in the blood. **Dysphagia:** Difficulty swallowing. **Staphylococcus:** An infection caused by any one of several pathogenic species. Staphylococcus pneumonia often follows other viral disease and may be associated with chronic or debilitating illness. **Pathogen:** A microorganism capable of producing disease. **Aspiration pneumonia:** An inflammatory condition of the lungs and bronchi caused by inhalation of foreign material or vomitus. **Cystic fibrosis:** Is a hereditary disease that affects the lungs, digestive system, sweat glands, and male reproductive organs.

	2003			2004			2005			2006			2007		
Gender	Cases	Avg LOS	Avg Bill	Cases	Avg LOS	Avg Bill	Cases	Avg LOS	Avg Bill	Cases	Avg LOS	Avg Bill	Cases	Avg LOS	Avg Bill
Male	560	9.62	\$46,897	514	9.79	\$51,975	592	8.32	\$48,626	620	8.45	\$52,973	633	8.33	\$59,327
Female	390	9.79	\$50,853	377	9.23	\$51,901	487	8.11	\$49,669	458	7.95	\$52,174	461	7.87	\$55,882
Age Group	Cases	Avg LOS	Avg Bill	Cases	Avg LOS	Avg Bill	Cases	Avg LOS	Avg Bill	Cases	Avg LOS	Avg Bill	Cases	Avg LOS	Avg Bill
Ages 0-17	49	6.80	\$29,481	55	8.55	\$50,367	45	6.98	\$36,663	32	7.13	\$41,628	49	7.47	\$47,602
Ages 18-35	51	10.73	\$51,774	56	13.75	\$61,924	60	12.20	\$63,382	81	9.57	\$49,029	71	7.93	\$59,757
Ages 36-49	88	12.97	\$55,337	92	10.10	\$56,381	94	7.95	\$50,600	100	9.27	\$49,952	112	8.06	\$51,716
Ages 50-64	168	12.60	\$60,280	166	10.12	\$57,983	177	9.01	\$53,603	182	9.01	\$59,442	223	9.33	\$61,954
Ages 65+	594	8.54	\$45,477	522	8.93	\$48,336	703	7.80	\$47,338	683	7.77	\$52,155	639	7.81	\$58,111
TOTAL	950	9.69	\$48,521	891	9.55	\$51,944	1,079	8.22	\$49,097	1,078	8.23	\$52,633	1,094	8.14	\$57,875

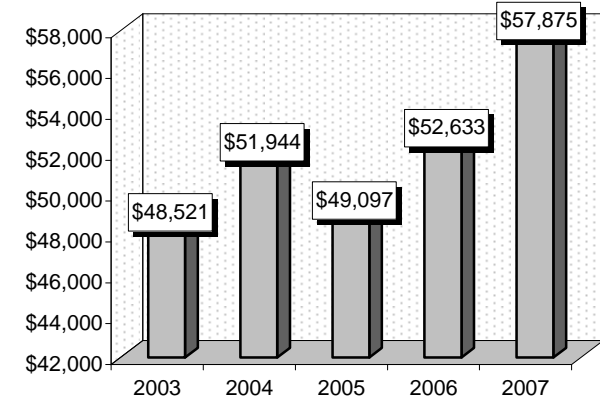
Patient Discharges



Average Length of Stay



Average Billed Charges



County / Hospital	2003			2004			2005			2006			2007		
	Cases	Avg LOS	Avg Bill	Cases	Avg LOS	Avg Bill	Cases	Avg LOS	Avg Bill	Cases	Avg LOS	Avg Bill	Cases	Avg LOS	Avg Bill
CLARK															
Desert Springs	62	7.76	\$42,313	36	9.17	\$52,540	51	7.98	\$52,099	90	7.76	\$55,759	87	9.11	\$64,235
Mountain View	73	8.58	\$48,575	62	8.94	\$52,544	83	8.28	\$52,406	76	7.20	\$51,446	86	7.62	\$59,570
North Vista	18	12.06	\$77,289	34	16.12	\$101,668	37	9.08	\$58,880	42	11.17	\$79,807	49	9.43	\$71,071
St. Rose-Rose de Lima	45	7.60	\$39,387	33	8.03	\$47,812	54	6.31	\$41,132	51	6.20	\$43,531	40	6.85	\$49,886
St. Rose-San Martin	0	0.00	\$0	0	0.00	\$0	0	0.00	\$0	1	3.00	\$24,753	23	8.35	\$62,226
St. Rose-Siena	71	8.85	\$44,419	82	8.00	\$43,644	86	7.58	\$46,943	63	9.06	\$58,329	65	7.28	\$54,548
Southern Hills	0	0.00	\$0	28	11.93	\$63,209	31	8.81	\$51,574	21	8.33	\$62,648	27	10.04	\$62,954
Spring Valley	1	5.00	\$26,019	17	8.29	\$60,595	37	8.19	\$66,411	34	9.88	\$76,002	45	10.76	\$83,535
Summerlin	60	7.77	\$56,505	41	8.05	\$61,909	81	8.52	\$66,259	63	8.40	\$75,830	45	7.64	\$78,617
Sunrise	147	10.04	\$64,010	145	10.07	\$64,033	139	8.85	\$60,866	128	7.45	\$58,990	124	8.79	\$74,202
UMC	109	15.72	\$55,324	95	12.22	\$49,673	88	14.84	\$64,557	102	13.18	\$55,571	107	9.74	\$67,961
Valley	74	11.01	\$65,368	51	12.14	\$72,554	52	11.02	\$80,449	71	10.42	\$80,892	57	11.11	\$95,593
TOTAL	660	10.26	\$54,818	624	10.25	\$58,982	739	9.20	\$58,445	742	9.01	\$61,778	755	8.89	\$68,986
WASHOE															
Carson Tahoe	71	6.58	\$27,244	75	5.48	\$26,705	81	5.35	\$25,835	81	5.59	\$30,628	79	5.87	\$36,366
Northern Nevada	11	8.91	\$47,816	10	8.70	\$36,067	32	5.50	\$35,395	22	6.82	\$37,107	32	5.59	\$38,061
Renown Regional	63	11.52	\$47,924	87	11.01	\$53,281	82	7.06	\$33,976	91	7.56	\$37,773	69	7.80	\$38,820
Renown S. Meadows	0	0.00	\$0	3	9.67	\$49,677	30	5.50	\$26,288	20	5.90	\$23,844	28	9.14	\$41,008
Saint Mary's	74	9.01	\$40,739	44	7.89	\$34,322	53	7.21	\$33,899	66	6.35	\$32,232	48	7.00	\$35,138
Sierra Surgery	0	0.00	\$0	0	0.00	\$0	0	0.00	\$0	0	0.00	\$0	0	0.00	\$0
TOTAL	219	8.94	\$38,786	219	8.37	\$39,535	278	6.24	\$30,923	280	6.53	\$33,353	256	6.93	\$37,517
RURAL															
Battle Mountain	0	0.00	\$0	0	0.00	\$0	0	0.00	\$0	0	0.00	\$0	2	2.00	\$3,883
Boulder City	15	8.87	\$24,212	19	5.37	\$13,433	8	5.75	\$12,941	7	6.29	\$11,351	12	8.50	\$18,867
Carson Valley	0	0.00	\$0	0	0.00	\$0	2	8.50	\$33,624	6	6.00	\$23,384	9	5.11	\$20,464
Churchill	14	5.36	\$16,287	9	7.44	\$28,868	15	6.13	\$22,324	10	6.90	\$31,348	13	4.31	\$19,413
Grover C. Dils	4	2.50	\$4,579	0	0.00	\$0	0	0.00	\$0	1	4.00	\$6,457	2	4.50	\$8,999
Humboldt	1	2.00	\$4,168	2	4.00	\$8,233	3	5.00	\$10,869	2	4.00	\$8,580	4	3.00	\$10,013
Incline Village	1	2.00	\$7,998	0	0.00	\$0	0	0.00	\$0	0	0.00	\$0	0	0.00	\$0
Mesa View	0	0.00	\$0	0	0.00	\$0	8	3.63	\$17,964	2	1.00	\$15,499	6	4.33	\$18,700
Mount Grant	2	4.00	\$14,751	2	13.50	\$31,248	1	8.00	\$30,749	3	5.00	\$13,484	0	0.00	\$0
Northeastern	19	8.58	\$26,055	6	5.17	\$17,945	13	4.92	\$19,924	13	9.46	\$52,787	23	5.26	\$27,343
Nye	2	1.50	\$4,719	2	3.50	\$7,807	2	3.00	\$7,288	5	2.40	\$10,593	3	1.33	\$8,271
Pershing	0	0.00	\$0	1	12.00	\$28,009	0	0.00	\$0	3	5.33	\$24,948	2	4.00	\$11,148
South Lyon	3	7.00	\$12,420	5	4.00	\$7,572	5	3.80	\$5,755	1	3.00	\$8,951	2	3.00	\$5,028
William Bee Ririe	10	6.40	\$22,784	2	4.50	\$17,856	5	8.80	\$34,522	3	11.33	\$36,618	5	4.20	\$20,012
TOTAL	71	6.77	\$20,011	48	5.90	\$17,060	62	5.48	\$19,156	56	6.54	\$27,878	83	5.00	\$19,603
ALL COUNTIES	950	9.69	\$48,521	891	9.55	\$51,944	1,079	8.22	\$49,097	1,078	8.23	\$52,633	1,094	8.14	\$57,875

RESPIRATORY NEOPLASMS

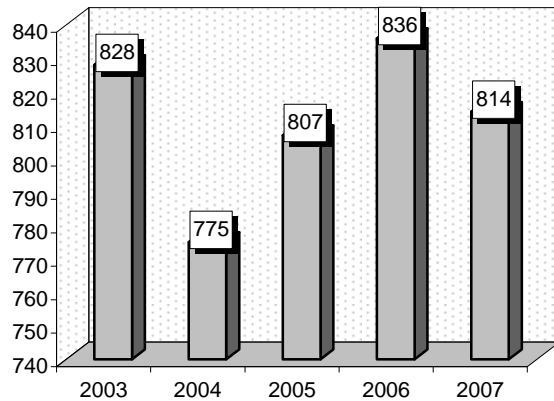
Associated Diagnoses: Diagnoses that frequently accompanied respiratory neoplasms were: 1) Hypertension (4019), 2) History of tobacco use (V1582), 3) Tobacco use disorder (3051), 4) Pneumonia - organism not elsewhere specified (486), 5) Malignant neoplasm - bronchial tube (1629).

Definitions: **Hypertension:** Elevated blood pressure persistently exceeding 140/90. Essential hypertension, the most common kind, has no single identifiable cause. **Neoplasm:** An abnormal and uncontrolled growth of tissue; a tumor. **Malignant:** An uncontrolled growth of cells that disrupt normal cells; cancer. **Pneumonia:** An acute inflammation of the lungs. **Hypoxia:** Inadequate oxygenation characterized by an high heart rate, high blood pressure, dizziness and mental confusion. **Cyanosis:** A bluish discoloration of the skin caused by an excess of deoxygenated blood. **Bronchiectasis:** An abnormal condition of the bronchial tree characterized by irreversible dilation and destruction of the bronchial walls.

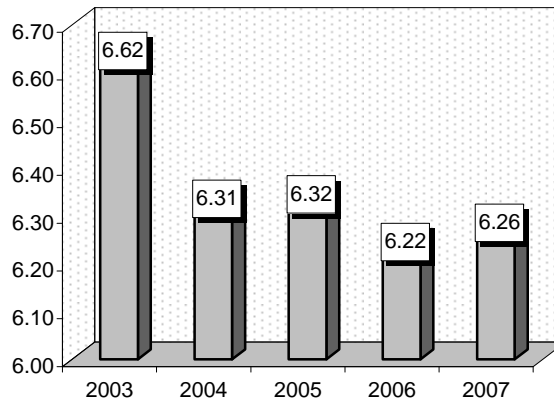
Comment: The lungs consist of bronchial tubes and lobes. During respiration air enters the bronchial tubes. These tubes continuously branch into smaller tubules called bronchioles. There are 5 sections or lobes within the lung. The right lung contains three lobes: upper, middle and lower. The left lung contains two: upper and lower. Neoplasms may be found in any part of the lung, from the bronchial tubes (ICD-9 1629) to the lobes (ICD-9 1623).

	2003			2004			2005			2006			2007		
Gender	Cases	Avg LOS	Avg Bill	Cases	Avg LOS	Avg Bill	Cases	Avg LOS	Avg Bill	Cases	Avg LOS	Avg Bill	Cases	Avg LOS	Avg Bill
Male	395	6.38	\$34,226	377	6.62	\$37,029	379	6.01	\$36,469	405	6.40	\$43,309	395	6.30	\$48,602
Female	433	6.84	\$37,593	398	6.01	\$33,976	428	6.59	\$38,539	431	6.05	\$39,207	419	6.21	\$46,981
Age Group	Cases	Avg LOS	Avg Bill	Cases	Avg LOS	Avg Bill	Cases	Avg LOS	Avg Bill	Cases	Avg LOS	Avg Bill	Cases	Avg LOS	Avg Bill
Ages 0-17	2	8.00	\$54,213	1	4.00	\$4,204	1	18.00	\$160,512	0	0.00	\$0	3	3.00	\$19,507
Ages 18-35	11	9.09	\$54,084	15	7.07	\$42,847	6	5.67	\$30,455	6	4.67	\$25,904	4	5.50	\$44,398
Ages 36-49	59	5.83	\$31,080	39	6.00	\$43,672	51	7.39	\$43,688	51	5.10	\$30,397	57	5.39	\$39,004
Ages 50-64	270	7.18	\$38,794	223	6.78	\$35,152	258	6.79	\$39,616	273	6.32	\$43,194	279	7.09	\$54,374
Ages 65+	486	6.34	\$34,539	497	6.10	\$34,795	491	5.94	\$35,691	506	6.30	\$41,385	471	5.89	\$45,124
TOTAL	828	6.62	\$35,987	775	6.31	\$35,461	807	6.32	\$37,567	836	6.22	\$41,194	814	6.26	\$47,768

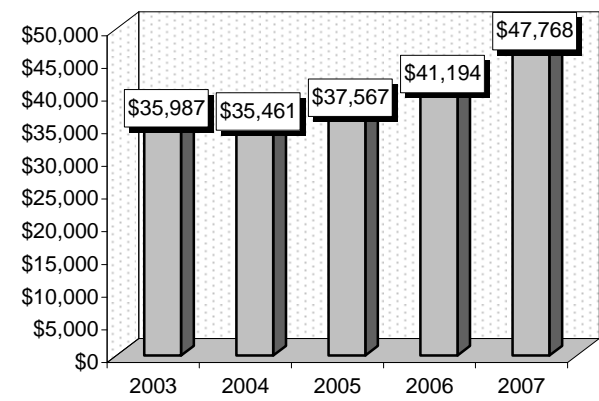
Patient Discharges



Average Length of Stay



Average Billed Charges



County / Hospital	2003			2004			2005			2006			2007		
	Cases	Avg LOS	Avg Bill	Cases	Avg LOS	Avg Bill	Cases	Avg LOS	Avg Bill	Cases	Avg LOS	Avg Bill	Cases	Avg LOS	Avg Bill
CLARK															
Desert Springs	68	6.13	\$36,708	57	5.39	\$31,417	85	6.16	\$39,428	59	5.69	\$37,719	68	5.81	\$42,157
Mountain View	109	7.97	\$43,770	89	6.11	\$37,194	58	5.62	\$37,640	87	5.71	\$42,709	65	6.03	\$55,230
North Vista	13	7.00	\$48,169	13	7.77	\$43,451	14	7.21	\$41,466	14	5.57	\$46,332	20	7.70	\$65,379
St. Rose-Rose de Lima	46	5.37	\$27,950	23	5.30	\$33,019	39	5.72	\$36,449	33	5.09	\$34,242	35	4.17	\$37,204
St. Rose-San Martin	0	0.00	\$0	0	0.00	\$0	0	0.00	\$0	0	0.00	\$0	19	5.16	\$39,927
St. Rose-Siena	50	6.94	\$32,340	60	8.37	\$49,705	52	7.46	\$43,327	67	6.30	\$43,782	61	7.92	\$59,835
Southern Hills	0	0.00	\$0	14	6.07	\$35,457	20	10.35	\$62,604	23	8.87	\$62,116	29	8.21	\$54,597
Spring Valley	11	5.55	\$34,667	27	4.85	\$30,573	29	4.62	\$37,462	41	6.59	\$53,331	31	5.65	\$48,110
Summerlin	48	7.08	\$62,918	49	5.00	\$36,457	58	6.52	\$51,133	54	7.54	\$64,707	73	6.34	\$63,795
Sunrise	118	6.43	\$38,642	111	7.03	\$44,196	98	6.58	\$46,169	88	6.38	\$48,345	83	6.88	\$55,118
UMC	114	7.88	\$32,793	74	7.55	\$29,907	85	8.07	\$36,830	83	7.98	\$39,061	81	6.63	\$46,472
Valley	69	5.87	\$42,557	47	5.77	\$34,462	42	7.05	\$45,165	47	7.49	\$62,813	62	6.35	\$62,279
TOTAL	646	6.86	\$39,368	564	6.47	\$37,685	580	6.74	\$42,493	596	6.64	\$47,334	627	6.45	\$53,281
WASHOE															
Carson Tahoe	27	5.04	\$20,421	30	5.07	\$24,347	38	3.47	\$17,716	30	3.97	\$23,438	24	3.58	\$29,377
Northern Nevada	9	3.44	\$17,359	11	3.91	\$20,808	19	5.05	\$28,844	9	4.67	\$26,210	16	4.50	\$32,421
Renown Regional	67	6.31	\$28,716	93	7.46	\$40,244	96	6.47	\$33,164	100	6.64	\$31,802	74	7.99	\$38,525
Renown S. Meadows	0	0.00	\$0	3	5.33	\$30,800	11	3.55	\$17,988	17	3.29	\$19,509	14	3.50	\$17,419
Saint Mary's	48	6.92	\$28,699	51	4.69	\$20,911	37	5.14	\$20,011	55	4.47	\$24,983	36	4.47	\$22,419
Sierra Surgery	0	0.00	\$0	0	0.00	\$0	0	0.00	\$0	0	0.00	\$0	0	0.00	\$0
TOTAL	151	6.11	\$26,551	188	6.09	\$31,175	201	5.36	\$26,583	211	5.34	\$27,607	164	5.85	\$31,253
RURAL															
Battle Mountain	0	0.00	\$0	0	0.00	\$0	1	4.00	\$1,732	0	0.00	\$0	0	0.00	\$0
Boulder City	3	5.33	\$17,455	6	3.33	\$10,632	5	2.60	\$10,936	6	3.50	\$6,643	4	3.50	\$5,864
Carson Valley	0	0.00	\$0	0	0.00	\$0	1	3.00	\$19,919	1	1.00	\$10,974	8	4.88	\$24,279
Churchill	6	7.00	\$24,638	9	5.67	\$26,062	7	4.14	\$13,689	8	6.25	\$27,399	3	1.33	\$9,769
Grover C. Dils	5	1.80	\$3,254	0	0.00	\$0	1	2.00	\$2,926	0	0.00	\$0	1	1.00	\$7,514
Humboldt	0	0.00	\$0	1	2.00	\$2,128	1	19.00	\$34,238	0	0.00	\$0	0	0.00	\$0
Incline Village	0	0.00	\$0	0	0.00	\$0	0	0.00	\$0	0	0.00	\$0	0	0.00	\$0
Mesa View	0	0.00	\$0	0	0.00	\$0	1	2.00	\$12,659	1	1.00	\$8,063	0	0.00	\$0
Mount Grant	0	0.00	\$0	1	2.00	\$4,948	0	0.00	\$0	0	0.00	\$0	0	0.00	\$0
Northeastern	7	4.00	\$11,442	3	2.67	\$13,238	3	3.67	\$11,260	3	5.00	\$11,134	1	2.00	\$7,179
Nye	4	2.50	\$4,366	1	2.00	\$3,075	3	3.67	\$9,795	2	2.00	\$7,555	0	0.00	\$0
Pershing	3	2.33	\$4,216	1	5.00	\$9,044	0	0.00	\$0	0	0.00	\$0	1	13.00	\$34,334
South Lyon	1	5.00	\$5,121	0	0.00	\$0	0	0.00	\$0	4	3.00	\$4,883	1	3.00	\$5,872
William Bee Ririe	2	4.50	\$12,192	1	6.00	\$9,560	3	5.67	\$14,036	4	3.25	\$14,061	4	3.00	\$12,140
TOTAL	31	4.06	\$11,489	23	4.17	\$15,948	26	4.27	\$12,586	29	4.03	\$13,875	23	3.83	\$15,237
ALL COUNTIES	828	6.62	\$35,987	775	6.31	\$35,461	807	6.32	\$37,567	836	6.22	\$41,194	814	6.26	\$47,768

MAJOR CHEST TRAUMA

Associated Diagnoses: Diagnoses that frequently accompanied major chest trauma were: 1) Hypertension (4019), 2) Fracture; closed; one rib (80701), 3) Fracture; closed; two ribs (80702), 4) Fracture; closed; three ribs (80703), 5) Tobacco use disorder (3051), 6) Injury; lung, without mention of open wound into thorax; contusion (86121), 7) Pulmonary collapse (5180).

Definitions: Hypertension: Elevated blood pressure persistently exceeding 140/90. Essential hypertension, the most common kind, has no single identifiable cause.

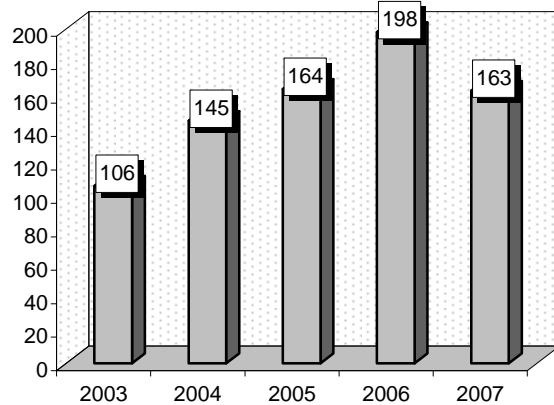
Fracture: A partial or complete break of a body part, usually a bone. **Thorax:** The part of the human torso between the neck and the diaphragm. **Diaphragm:** The thin muscle below the lungs and heart that separates the chest from the abdomen. **Contusion:** Another name for a bruise.

Comment: Major chest trauma is normally the result of an accident, such as an automobile accident (E8495). The resulting damage may be broken ribs or sternum, a collapsed or damaged lung or other chest organs.

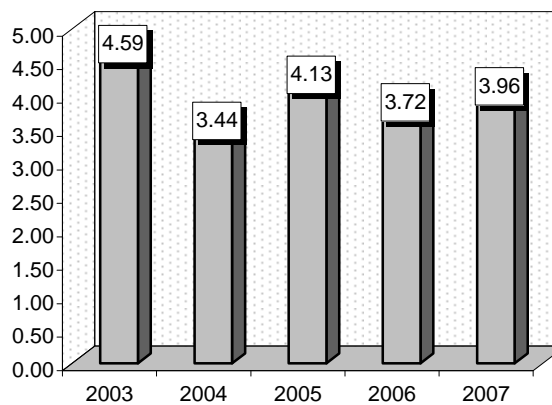
Note: Throughout this publication you may find a number of ailments accompanied by tobacco use disorder and/or hypertension. These often do not have a direct correlation to the ailment, but are left in to demonstrate to the reader their high frequency.

Gender	2003			2004			2005			2006			2007		
	Cases	Avg LOS	Avg Bill	Cases	Avg LOS	Avg Bill	Cases	Avg LOS	Avg Bill	Cases	Avg LOS	Avg Bill	Cases	Avg LOS	Avg Bill
Male	63	3.92	\$21,507	93	3.54	\$21,287	100	3.90	\$28,477	141	3.42	\$26,135	115	4.20	\$32,352
Female	43	5.58	\$26,174	52	3.27	\$18,173	64	4.48	\$24,671	57	4.46	\$29,591	48	3.38	\$27,674
Age Group	Cases	Avg LOS	Avg Bill	Cases	Avg LOS	Avg Bill	Cases	Avg LOS	Avg Bill	Cases	Avg LOS	Avg Bill	Cases	Avg LOS	Avg Bill
Ages 0-17	3	1.67	\$11,550	3	2.67	\$17,446	0	0.00	\$0	6	3.33	\$26,075	0	0.00	\$0
Ages 18-35	18	3.83	\$25,172	12	4.67	\$27,386	14	2.79	\$26,472	23	3.78	\$27,049	13	3.46	\$39,307
Ages 36-49	16	3.31	\$18,907	35	3.26	\$20,615	32	4.38	\$34,400	45	2.69	\$22,782	42	3.21	\$31,081
Ages 50-64	27	4.63	\$24,340	42	3.31	\$18,939	42	3.52	\$23,948	54	2.98	\$23,871	51	4.33	\$31,090
Ages 65+	42	5.60	\$24,595	53	3.43	\$19,372	76	4.61	\$25,650	70	4.96	\$32,556	57	4.28	\$28,892
TOTAL	106	4.59	\$23,400	145	3.44	\$20,170	164	4.13	\$26,992	198	3.72	\$27,130	163	3.96	\$30,974

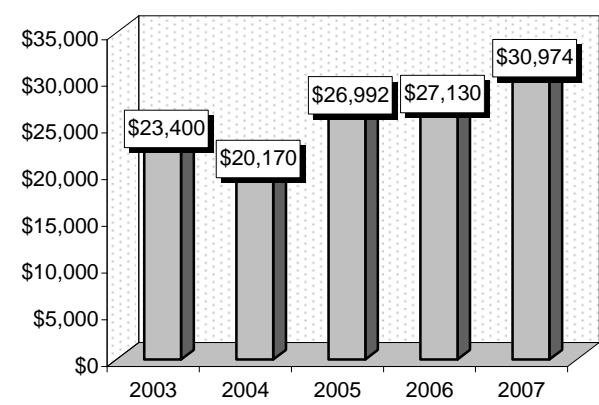
Patient Discharges



Average Length of Stay



Average Billed Charges



County / Hospital	2003			2004			2005			2006			2007		
	Cases	Avg LOS	Avg Bill	Cases	Avg LOS	Avg Bill	Cases	Avg LOS	Avg Bill	Cases	Avg LOS	Avg Bill	Cases	Avg LOS	Avg Bill
CLARK															
Desert Springs	6	5.67	\$26,363	4	3.25	\$21,394	2	2.50	\$14,685	7	4.43	\$20,695	3	2.67	\$14,364
Mountain View	5	2.80	\$9,721	7	2.14	\$10,123	8	3.25	\$16,197	4	3.75	\$36,196	5	3.20	\$23,127
North Vista	1	5.00	\$21,483	3	6.00	\$35,895	1	9.00	\$32,175	4	1.25	\$13,413	1	5.00	\$30,380
St. Rose-Rose de Lima	2	1.00	\$12,215	3	2.00	\$11,023	2	2.00	\$7,672	2	3.00	\$18,236	0	0.00	\$0
St. Rose-San Martin	0	0.00	\$0	0	0.00	\$0	0	0.00	\$0	1	5.00	\$24,870	0	0.00	\$0
St. Rose-Siena	3	4.33	\$38,407	5	2.40	\$14,374	7	6.14	\$36,742	9	2.89	\$21,640	10	3.60	\$24,053
Southern Hills	0	0.00	\$0	1	7.00	\$31,990	3	7.67	\$31,424	6	2.67	\$18,079	0	0.00	\$0
Spring Valley	0	0.00	\$0	1	1.00	\$10,401	5	2.60	\$13,699	3	3.33	\$24,824	0	0.00	\$0
Summerlin	2	4.50	\$19,067	6	2.67	\$14,920	5	2.20	\$14,903	3	3.00	\$19,379	3	2.67	\$19,969
Sunrise	9	3.22	\$14,050	15	2.87	\$14,206	22	4.14	\$21,879	31	4.81	\$35,075	25	4.20	\$31,706
UMC	31	4.13	\$21,794	45	3.47	\$19,382	33	3.97	\$27,179	40	3.88	\$30,136	39	3.92	\$40,896
Valley	2	11.50	\$38,766	2	4.50	\$19,511	5	3.60	\$20,903	6	4.17	\$20,521	4	6.00	\$42,814
TOTAL	61	4.21	\$21,076	92	3.22	\$17,666	93	4.02	\$23,481	116	3.90	\$28,072	90	3.94	\$33,871
WASHOE															
Carson Tahoe	5	3.20	\$10,605	3	2.00	\$9,263	4	2.50	\$8,131	5	5.20	\$32,696	4	2.50	\$15,112
Northern Nevada	0	0.00	\$0	1	2.00	\$15,119	0	0.00	\$0	2	2.50	\$13,916	0	0.00	\$0
Renown Regional	32	5.22	\$31,301	37	4.16	\$30,803	53	4.60	\$38,094	64	3.44	\$27,705	58	4.19	\$30,459
Renown S. Meadows	0	0.00	\$0	0	0.00	\$0	0	0.00	\$0	0	0.00	\$0	1	2.00	\$15,639
Saint Mary's	5	7.00	\$20,447	1	3.00	\$8,865	3	3.00	\$11,046	2	2.00	\$15,682	3	4.67	\$17,680
Sierra Surgery	0	0.00	\$0	0	0.00	\$0	0	0.00	\$0	0	0.00	\$0	0	0.00	\$0
TOTAL	42	5.19	\$27,545	42	3.93	\$28,369	60	4.38	\$34,744	73	3.49	\$27,339	66	4.08	\$28,724
RURAL															
Battle Mountain	0	0.00	\$0	0	0.00	\$0	0	0.00	\$0	0	0.00	\$0	1	1.00	\$1,805
Boulder City	0	0.00	\$0	2	4.00	\$8,191	2	6.00	\$17,855	1	7.00	\$13,989	1	2.00	\$9,635
Carson Valley	0	0.00	\$0	0	0.00	\$0	0	0.00	\$0	2	3.00	\$12,604	0	0.00	\$0
Churchill	1	4.00	\$14,116	4	4.25	\$15,708	2	3.00	\$11,295	1	1.00	\$9,963	2	3.00	\$18,657
Grover C. Dils	0	0.00	\$0	0	0.00	\$0	0	0.00	\$0	0	0.00	\$0	0	0.00	\$0
Humboldt	0	0.00	\$0	2	2.50	\$4,320	0	0.00	\$0	1	5.00	\$5,448	0	0.00	\$0
Incline Village	0	0.00	\$0	0	0.00	\$0	0	0.00	\$0	0	0.00	\$0	0	0.00	\$0
Mesa View	0	0.00	\$0	0	0.00	\$0	0	0.00	\$0	0	0.00	\$0	0	0.00	\$0
Mount Grant	0	0.00	\$0	1	3.00	\$10,138	0	0.00	\$0	0	0.00	\$0	0	0.00	\$0
Northeastern	2	4.00	\$11,884	0	0.00	\$0	6	3.17	\$15,158	3	2.33	\$18,332	2	5.00	\$24,037
Nye	0	0.00	\$0	0	0.00	\$0	0	0.00	\$0	0	0.00	\$0	0	0.00	\$0
Pershing	0	0.00	\$0	0	0.00	\$0	0	0.00	\$0	0	0.00	\$0	0	0.00	\$0
South Lyon	0	0.00	\$0	0	0.00	\$0	0	0.00	\$0	0	0.00	\$0	0	0.00	\$0
William Bee Ririe	0	0.00	\$0	2	2.50	\$4,969	1	3.00	\$9,037	1	3.00	\$9,931	1	2.00	\$7,851
TOTAL	3	4.00	\$12,628	11	3.45	\$9,812	11	3.64	\$14,389	9	3.22	\$13,281	7	3.00	\$14,954
ALL COUNTIES	106	4.59	\$23,400	145	3.44	\$20,170	164	4.13	\$26,992	198	3.72	\$27,130	163	3.96	\$30,974

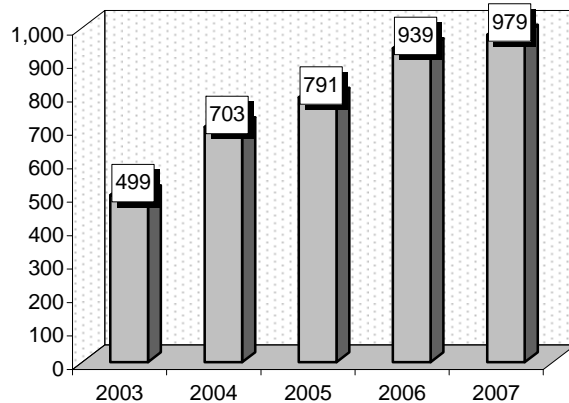
PULMONARY EDEMA & RESPIRATORY FAILURE

Associated Diagnoses: Diagnoses that frequently accompanied pulmonary edema and respiratory failure were: 1) Acute respiratory failure (51881), 2) Hypertension (4019), 3) Chronic bronchitis with acute exacerbation (49121), 4) Congestive heart failure, unspecified (4280), 5) Pneumonia, organism unspecified (486).

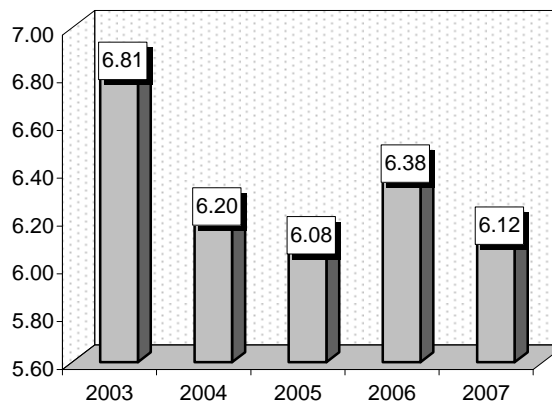
Definitions: **Edema:** Swelling caused by an accumulation of fluid within body tissues. **Hypertension:** Elevated blood pressure persistently exceeding 140/90. Essential hypertension, the most common kind, has no single identifiable cause. **Bronchitis:** An inflammation of mucous membranes of the bronchial tubes. It is accompanied by a persistent cough, and phlegm. **Chronic obstructive pulmonary disease:** A progressive and irreversible condition characterized by diminished inspiratory and expiratory capacity of the lungs. It includes asthma, chronic bronchiectasis, chronic bronchitis and emphysema. The condition is aggravated by cigarette smoking and air pollution. **Exacerbation:** An increase in the seriousness of a disease or disorder as marked by greater intensity in the signs or symptoms of the patient being treated. **Hypoxia:** Inadequate oxygenation characterized by an high heart rate, high blood pressure, dizziness and mental confusion. **Cyanosis:** A bluish discoloration of the skin caused by an excess of deoxygenated blood. **Bronchiectasis:** An abnormal condition of the bronchial tree characterized by irreversible dilation and destruction of the bronchial walls. **Pneumonia:** An acute inflammation of the lung parenchyma accompanied by congestion.

Gender	2003			2004			2005			2006			2007		
	Cases	Avg LOS	Avg Bill	Cases	Avg LOS	Avg Bill	Cases	Avg LOS	Avg Bill	Cases	Avg LOS	Avg Bill	Cases	Avg LOS	Avg Bill
Male	236	7.07	\$38,818	306	5.75	\$35,839	348	6.04	\$43,501	375	5.87	\$44,105	456	6.32	\$49,673
Female	263	6.57	\$34,293	397	6.55	\$37,902	443	6.11	\$40,118	564	6.72	\$45,304	523	5.94	\$41,421
Age Group	Cases	Avg LOS	Avg Bill	Cases	Avg LOS	Avg Bill	Cases	Avg LOS	Avg Bill	Cases	Avg LOS	Avg Bill	Cases	Avg LOS	Avg Bill
Ages 0-17	9	18.33	\$74,540	7	3.14	\$20,265	9	3.44	\$19,271	8	3.25	\$16,312	11	4.73	\$34,033
Ages 18-35	11	4.36	\$26,514	11	4.55	\$30,386	15	5.73	\$39,836	32	5.94	\$36,102	29	4.62	\$32,680
Ages 36-49	40	6.53	\$32,171	48	6.29	\$48,881	54	5.80	\$47,472	67	6.52	\$54,078	75	5.61	\$44,052
Ages 50-64	116	7.16	\$42,517	176	6.74	\$40,503	214	6.35	\$43,939	232	7.13	\$50,746	243	5.91	\$43,161
Ages 65+	323	6.48	\$34,051	461	6.07	\$34,843	499	6.05	\$40,427	600	6.14	\$42,349	621	6.36	\$47,021
TOTAL	499	6.81	\$36,433	703	6.20	\$37,004	791	6.08	\$41,606	939	6.38	\$44,825	979	6.12	\$45,265

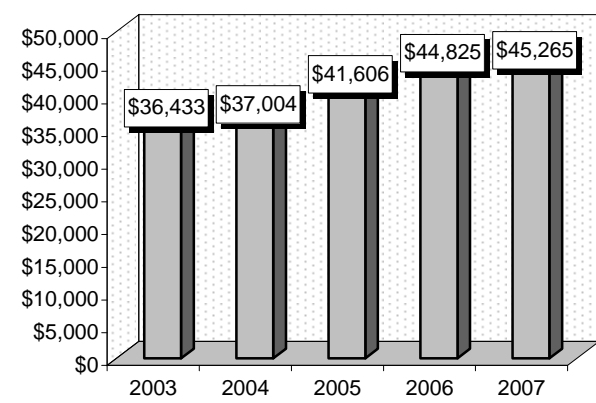
Patient Discharges



Average Length of Stay



Average Billed Charges



County / Hospital	2003			2004			2005			2006			2007		
	Cases	Avg LOS	Avg Bill	Cases	Avg LOS	Avg Bill	Cases	Avg LOS	Avg Bill	Cases	Avg LOS	Avg Bill	Cases	Avg LOS	Avg Bill
CLARK															
Desert Springs	44	6.30	\$41,243	44	6.14	\$32,554	50	6.50	\$42,553	61	8.43	\$66,641	70	5.93	\$44,204
Mountain View	19	6.53	\$37,707	32	6.19	\$37,812	43	7.14	\$50,204	47	5.72	\$41,819	50	6.88	\$54,888
North Vista	5	7.20	\$55,492	17	8.47	\$63,330	22	6.45	\$60,554	39	6.46	\$68,029	44	6.36	\$64,568
St. Rose-Rose de Lima	32	5.47	\$30,461	38	5.26	\$35,977	50	5.90	\$34,403	33	6.39	\$45,359	22	5.86	\$53,652
St. Rose-San Martin	0	0.00	\$0	0	0.00	\$0	0	0.00	\$0	0	0.00	\$0	8	6.50	\$61,224
St. Rose-Siena	18	5.11	\$27,910	31	5.81	\$33,693	40	7.28	\$51,324	27	5.67	\$45,162	26	6.27	\$56,662
Southern Hills	0	0.00	\$0	24	8.58	\$45,370	40	6.72	\$40,679	49	7.80	\$54,205	75	7.41	\$54,274
Spring Valley	1	2.00	\$15,657	14	6.79	\$46,093	20	6.15	\$51,100	25	7.00	\$60,951	20	6.65	\$59,244
Summerlin	23	6.61	\$39,935	28	6.64	\$51,914	41	7.80	\$61,625	51	5.57	\$48,594	26	5.77	\$63,839
Sunrise	47	7.13	\$46,703	87	7.51	\$49,451	88	6.90	\$57,107	75	9.39	\$76,756	98	8.12	\$72,356
UMC	35	15.00	\$75,030	12	4.92	\$23,555	14	6.21	\$33,588	16	5.63	\$38,357	9	5.11	\$36,700
Valley	14	5.64	\$46,902	25	7.72	\$54,419	28	9.36	\$88,098	40	8.60	\$87,171	30	6.73	\$79,397
TOTAL	238	7.55	\$44,948	352	6.77	\$43,363	436	6.94	\$51,674	463	7.30	\$60,292	478	6.83	\$59,710
WASHOE															
Carson Tahoe	19	3.47	\$16,710	41	3.32	\$17,546	28	3.39	\$21,892	21	3.95	\$31,485	27	4.19	\$29,042
Northern Nevada	21	5.14	\$34,809	17	6.06	\$36,030	31	4.23	\$26,254	40	4.53	\$29,346	91	3.99	\$29,566
Renown Regional	70	7.51	\$38,467	155	6.23	\$37,485	164	5.69	\$36,049	254	6.05	\$33,039	198	6.14	\$37,052
Renown S. Meadows	0	0.00	\$0	17	6.76	\$40,395	22	5.00	\$24,193	38	4.00	\$20,703	53	4.92	\$25,370
Saint Mary's	116	6.23	\$25,692	93	6.12	\$27,943	72	5.43	\$28,398	96	5.96	\$28,139	93	6.74	\$32,096
Sierra Surgery	0	0.00	\$0	0	0.00	\$0	0	0.00	\$0	0	0.00	\$0	0	0.00	\$0
TOTAL	226	6.30	\$29,741	323	5.85	\$32,283	317	5.24	\$31,280	449	5.62	\$30,546	462	5.58	\$32,772
RURAL															
Battle Mountain	0	0.00	\$0	0	0.00	\$0	0	0.00	\$0	0	0.00	\$0	0	0.00	\$0
Boulder City	11	7.00	\$19,871	3	6.33	\$18,749	8	4.13	\$16,975	2	5.00	\$8,383	0	0.00	\$0
Carson Valley	0	0.00	\$0	0	0.00	\$0	0	0.00	\$0	1	1.00	\$6,936	1	1.00	\$13,571
Churchill	3	4.00	\$35,623	2	2.00	\$14,512	1	3.00	\$16,857	0	0.00	\$0	2	2.00	\$10,517
Grover C. Dils	1	1.00	\$1,724	2	2.00	\$5,329	2	8.00	\$15,515	1	1.00	\$4,433	2	4.50	\$10,144
Humboldt	1	2.00	\$2,806	1	10.00	\$17,059	2	3.00	\$7,324	0	0.00	\$0	3	4.67	\$13,321
Incline Village	0	0.00	\$0	0	0.00	\$0	0	0.00	\$0	0	0.00	\$0	0	0.00	\$0
Mesa View	0	0.00	\$0	0	0.00	\$0	6	2.33	\$12,981	5	2.00	\$13,925	5	3.00	\$17,657
Mount Grant	0	0.00	\$0	1	6.00	\$18,306	3	3.67	\$8,864	2	3.00	\$17,290	10	4.20	\$13,401
Northeastern	14	4.71	\$24,613	12	2.33	\$11,460	4	2.25	\$11,556	6	5.83	\$37,068	6	6.33	\$33,061
Nye	0	0.00	\$0	1	1.00	\$3,614	8	2.25	\$8,961	5	3.20	\$15,137	3	2.33	\$10,599
Pershing	0	0.00	\$0	0	0.00	\$0	0	0.00	\$0	0	0.00	\$0	2	2.00	\$9,274
South Lyon	1	1.00	\$4,342	1	1.00	\$1,731	2	3.50	\$5,730	2	1.50	\$2,796	0	0.00	\$0
William Bee Ririe	4	4.50	\$20,498	5	2.80	\$9,648	2	2.00	\$16,222	3	2.00	\$8,243	5	2.60	\$13,268
TOTAL	35	5.06	\$21,740	28	3.11	\$11,514	38	3.18	\$12,227	27	3.26	\$17,065	39	3.77	\$16,210
ALL COUNTIES	499	6.81	\$36,433	703	6.20	\$37,004	791	6.08	\$41,606	939	6.38	\$44,825	979	6.12	\$45,265

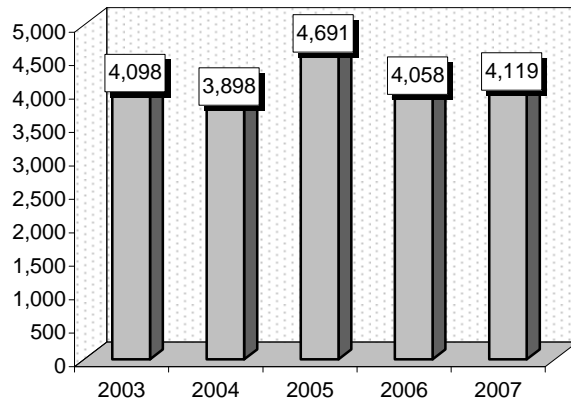
CHRONIC OBSTRUCTIVE PULMONARY DISEASE

Associated Diagnoses: Diagnoses that frequently accompanied chronic obstructive pulmonary disease were: 1) Chronic obstructive bronchitis with acute exacerbation (49121), 2) Hypertension (4019), 3) Tobacco use disorder (3051), 4) History of tobacco use (V1582), 5) Congestive heart failure (4280).

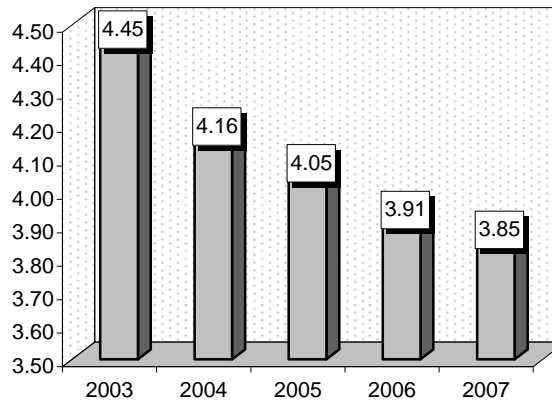
Definitions: Chronic obstructive pulmonary disease: A progressive and irreversible condition characterized by diminished inspiratory and expiratory capacity of the lungs. It includes asthma, chronic bronchiectasis, chronic bronchitis and emphysema. The condition is aggravated by cigarette smoking and air pollution. **Hypertension:** Elevated blood pressure persistently exceeding 140/90. Essential hypertension, the most common kind, has no single identifiable cause. **Exacerbation:** An increase in the seriousness of a disease or disorder as marked by greater intensity in the signs or symptoms of the patient being treated. **Asthma:** A respiratory disorder characterized by recurring episodes of breathing difficulty, wheezing on expiration and/or inspiration caused by constriction of the bronchi, coughing and thick bronchial secretions. **Status asthmaticus:** An acute, severe, and prolonged asthma attack. Hypoxia, cyanosis and unconsciousness may follow, and the attack may be fatal. **Hypoxia:** Inadequate oxygenation characterized by an high heart rate, high blood pressure, dizziness and mental confusion. **Cyanosis:** A bluish discoloration of the skin caused by an excess of deoxygenated blood. **Bronchiectasis:** An abnormal condition of the bronchial tree characterized by irreversible dilation and destruction of the bronchial walls.

	2003			2004			2005			2006			2007		
Gender	Cases	Avg LOS	Avg Bill	Cases	Avg LOS	Avg Bill	Cases	Avg LOS	Avg Bill	Cases	Avg LOS	Avg Bill	Cases	Avg LOS	Avg Bill
Male	1,717	4.38	\$22,387	1,589	3.98	\$22,290	1,946	3.87	\$23,427	1,657	3.83	\$25,241	1,713	3.70	\$28,046
Female	2,381	4.50	\$22,946	2,309	4.28	\$22,796	2,745	4.18	\$24,485	2,401	3.96	\$25,317	2,406	3.95	\$29,146
Age Group	Cases	Avg LOS	Avg Bill	Cases	Avg LOS	Avg Bill	Cases	Avg LOS	Avg Bill	Cases	Avg LOS	Avg Bill	Cases	Avg LOS	Avg Bill
Ages 0-17	4	2.75	\$7,761	9	3.33	\$19,514	7	3.29	\$11,769	7	3.43	\$25,158	5	1.40	\$3,280
Ages 18-35	32	4.75	\$18,930	38	3.42	\$16,124	41	3.17	\$21,512	28	3.25	\$20,369	26	3.04	\$19,487
Ages 36-49	354	4.54	\$22,233	325	4.12	\$21,445	328	4.02	\$22,847	346	3.90	\$24,766	347	3.47	\$26,715
Ages 50-64	1,318	4.32	\$22,137	1,234	4.21	\$22,986	1,501	4.18	\$24,897	1,256	3.74	\$25,065	1,267	3.91	\$29,522
Ages 65+	2,390	4.51	\$23,175	2,292	4.15	\$22,659	2,814	4.00	\$23,799	2,421	4.00	\$25,532	2,474	3.88	\$28,687
TOTAL	4,098	4.45	\$22,711	3,898	4.16	\$22,590	4,691	4.05	\$24,046	4,058	3.91	\$25,286	4,119	3.85	\$28,689

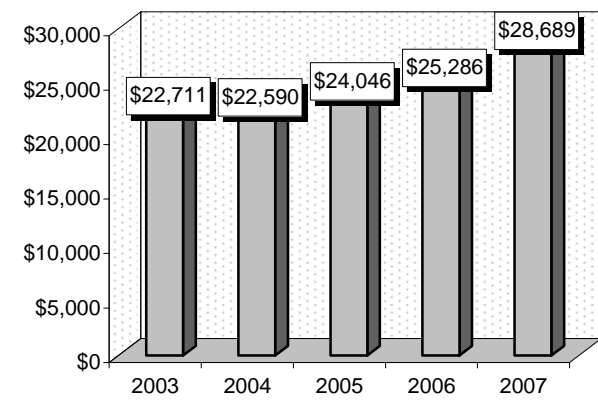
Patient Discharges



Average Length of Stay



Average Billed Charges



County / Hospital	2003			2004			2005			2006			2007		
	Cases	Avg LOS	Avg Bill	Cases	Avg LOS	Avg Bill	Cases	Avg LOS	Avg Bill	Cases	Avg LOS	Avg Bill	Cases	Avg LOS	Avg Bill
CLARK															
Desert Springs	366	4.09	\$21,232	339	3.85	\$20,397	462	4.29	\$24,373	334	4.28	\$26,851	279	3.91	\$28,496
Mountain View	337	4.72	\$23,859	290	4.63	\$26,657	376	4.31	\$27,178	305	4.31	\$30,139	283	4.45	\$36,017
North Vista	228	4.65	\$31,235	245	4.52	\$27,659	250	4.50	\$31,274	245	4.11	\$28,775	239	4.31	\$32,475
St. Rose-Rose de Lima	210	4.06	\$19,966	210	3.67	\$20,933	245	3.83	\$23,506	205	3.46	\$24,567	231	3.50	\$28,280
St. Rose-San Martin	0	0.00	\$0	0	0.00	\$0	0	0.00	\$0	6	1.33	\$14,456	61	3.34	\$25,410
St. Rose-Siena	226	4.21	\$19,409	209	3.93	\$21,377	285	3.95	\$25,553	296	3.73	\$26,794	265	3.08	\$26,031
Southern Hills	0	0.00	\$0	74	4.30	\$23,700	131	4.45	\$25,064	108	5.04	\$32,014	74	4.01	\$30,324
Spring Valley	38	4.37	\$20,188	164	4.17	\$24,006	232	3.66	\$25,404	193	3.59	\$28,853	215	3.79	\$30,491
Summerlin	212	4.85	\$32,534	196	4.24	\$26,377	269	4.39	\$30,582	234	4.16	\$33,059	235	4.24	\$42,017
Sunrise	605	4.85	\$28,585	483	4.84	\$30,873	469	4.51	\$31,352	407	3.93	\$31,268	403	4.42	\$37,018
UMC	382	5.13	\$18,074	387	3.73	\$15,167	403	3.94	\$18,561	301	3.72	\$18,610	317	3.83	\$26,546
Valley	393	4.32	\$28,815	350	4.73	\$28,700	373	4.35	\$30,575	348	4.10	\$33,060	384	4.03	\$38,316
TOTAL	2,997	4.58	\$24,925	2,947	4.28	\$24,422	3,495	4.21	\$26,704	2,982	4.00	\$28,457	2,986	3.97	\$32,688
WASHOE															
Carson Tahoe	200	3.48	\$13,094	214	3.16	\$13,753	224	3.14	\$14,550	207	3.21	\$16,428	202	2.95	\$18,235
Northern Nevada	113	4.21	\$25,917	80	3.66	\$21,043	80	2.92	\$17,753	83	3.77	\$22,919	100	2.87	\$20,730
Renown Regional	389	4.28	\$19,486	274	4.00	\$21,302	337	3.81	\$19,920	251	3.93	\$19,163	276	3.70	\$22,212
Renown S. Meadows	0	0.00	\$0	23	4.22	\$20,903	51	2.73	\$15,095	56	2.91	\$14,014	75	3.65	\$18,345
Saint Mary's	120	4.72	\$18,729	111	4.98	\$20,116	159	4.20	\$19,511	138	3.91	\$18,867	154	3.81	\$18,089
Sierra Surgery	0	0.00	\$0	0	0.00	\$0	0	0.00	\$0	0	0.00	\$0	0	0.00	\$0
TOTAL	822	4.14	\$18,704	702	3.87	\$18,771	851	3.56	\$17,937	735	3.63	\$18,369	807	3.42	\$19,887
RURAL															
Battle Mountain	1	2.00	\$3,754	2	2.00	\$2,513	3	2.33	\$3,919	1	1.00	\$1,753	2	3.00	\$3,897
Boulder City	51	5.65	\$13,303	31	3.84	\$9,753	34	4.00	\$10,922	43	4.40	\$9,325	31	5.23	\$11,518
Carson Valley	0	0.00	\$0	0	0.00	\$0	7	4.43	\$17,756	27	2.70	\$12,068	31	4.58	\$21,133
Churchill	73	3.89	\$12,749	48	4.13	\$16,599	44	4.48	\$17,433	56	4.50	\$17,707	64	4.33	\$18,819
Grover C. Dils	22	2.41	\$3,868	17	2.94	\$5,013	29	3.14	\$5,540	23	2.65	\$5,063	17	3.00	\$6,001
Humboldt	10	3.50	\$6,476	13	2.77	\$4,615	9	3.89	\$7,946	9	3.44	\$8,745	9	2.22	\$5,962
Incline Village	0	0.00	\$0	0	0.00	\$0	1	1.00	\$3,392	0	0.00	\$0	0	0.00	\$0
Mesa View	0	0.00	\$0	0	0.00	\$0	43	2.70	\$12,480	43	2.58	\$12,947	31	2.71	\$12,393
Mount Grant	8	3.88	\$11,412	18	2.89	\$9,028	46	3.67	\$9,229	26	5.46	\$13,718	19	3.74	\$10,083
Northeastern	37	3.68	\$14,602	37	4.89	\$22,080	54	4.41	\$19,535	39	4.38	\$21,049	37	3.73	\$18,796
Nye	21	2.24	\$5,002	23	2.00	\$6,178	24	1.96	\$8,568	11	1.64	\$6,333	7	2.14	\$8,678
Pershing	6	2.50	\$5,931	11	3.36	\$10,442	11	3.45	\$11,906	17	2.71	\$7,942	22	3.45	\$11,532
South Lyon	25	5.08	\$8,869	21	3.38	\$6,475	17	3.76	\$6,215	23	4.00	\$7,568	27	3.26	\$6,601
William Bee Ririe	25	3.16	\$9,622	28	3.21	\$10,183	23	3.30	\$10,241	23	3.09	\$9,669	29	3.24	\$12,756
TOTAL	279	3.93	\$10,743	249	3.55	\$11,674	345	3.61	\$12,185	341	3.69	\$12,465	326	3.75	\$13,846
ALL COUNTIES	4,098	4.45	\$22,711	3,898	4.16	\$22,590	4,691	4.05	\$24,046	4,058	3.91	\$25,286	4,119	3.85	\$28,689

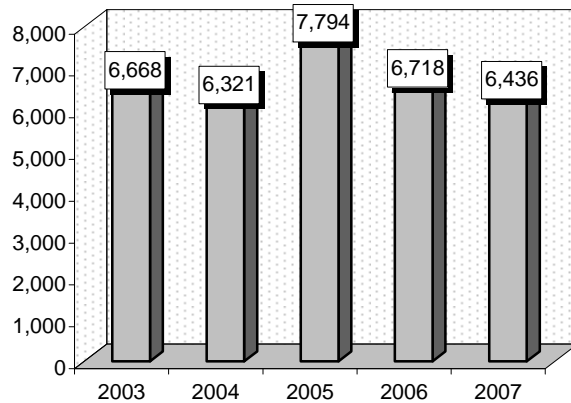
SIMPLE PNEUMONIA & PLEURISY

Associated Diagnoses: Diagnoses that frequently accompanied simple pneumonia and pleurisy were: 1) Hypertension (4019), 2) Congestive heart failure, unspecified (4280), 3) Tobacco use disorder (3051), 4) Chronic airway obstruction (496), 5) Chronic bronchitis with acute exacerbation (49121), 6) Hypoxemia (79902), 7) Asthma (49390), 8) Otitis Media (3829), 9) Pneumonia due to respiratory syncytial virus (4801), 10) Acute bronchiolitis due to other infectious organisms (46619).

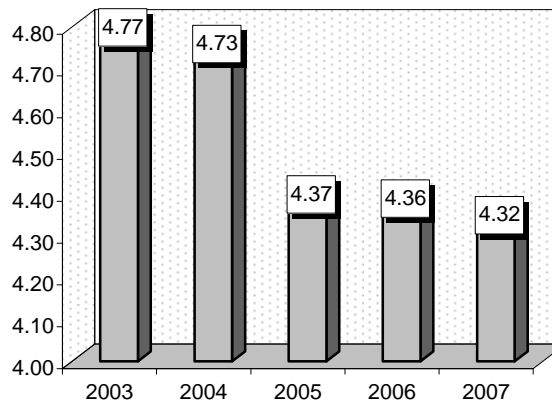
Definitions:
Hypertension: Elevated blood pressure persistently exceeding 140/90. Essential hypertension, the most common kind, has no single identifiable cause.
Pneumonia: An acute inflammation of the lungs, often caused by inhalation of the species streptococcus pneumoniae. The alveoli and bronchioles of the lungs become plugged with fibrous secretions. **Alveoli:** A small outpouching in the lungs through which gas exchanges from the pulmonary capillary blood. **Bronchioles:** A small airway of the respiratory system extending from the bronchi into the lobes of the lung. **Pleurisy:** Inflammation of the membrane enclosing the lung. **Bronchitis:** An inflammation of mucous membranes of the bronchial tubes. It is accompanied by a persistent cough, and phlegm. **Exacerbation:** An increase in the seriousness of a disease or disorder as marked by greater intensity in the signs or symptoms of the patient being treated. **Hypoxemia:** Low oxygen levels in the blood. **Asthma:** A respiratory disorder characterized by recurring episodes of breathing difficulty, wheezing on expiration and/or inspiration caused by constriction of the bronchi, coughing and thick bronchial secretions **Otitis Media:** Infection and inflammation of the middle ear space and eardrum.

	2003			2004			2005			2006			2007		
Gender	Cases	Avg LOS	Avg Bill	Cases	Avg LOS	Avg Bill	Cases	Avg LOS	Avg Bill	Cases	Avg LOS	Avg Bill	Cases	Avg LOS	Avg Bill
Male	3,266	4.69	\$23,627	3,121	4.62	\$24,725	3,785	4.28	\$24,669	3,313	4.21	\$26,379	3,212	4.26	\$30,054
Female	3,402	4.84	\$23,823	3,200	4.83	\$25,038	4,009	4.45	\$25,017	3,405	4.50	\$28,490	3,224	4.39	\$30,415
Age Group	Cases	Avg LOS	Avg Bill	Cases	Avg LOS	Avg Bill	Cases	Avg LOS	Avg Bill	Cases	Avg LOS	Avg Bill	Cases	Avg LOS	Avg Bill
Ages 0-17	827	3.14	\$11,334	769	3.00	\$11,991	1,123	3.26	\$14,462	866	3.17	\$14,704	738	3.06	\$14,551
Ages 18-35	358	3.54	\$18,009	298	3.92	\$20,324	414	3.89	\$22,980	327	3.68	\$23,033	339	4.15	\$30,954
Ages 36-49	735	4.20	\$22,594	731	4.31	\$24,586	845	4.02	\$24,152	699	4.11	\$27,861	736	3.97	\$30,059
Ages 50-64	1,316	5.20	\$27,267	1,258	4.95	\$27,252	1,537	4.54	\$27,095	1,389	4.60	\$30,450	1,353	4.45	\$33,193
Ages 65+	3,432	5.24	\$26,196	3,265	5.21	\$27,490	3,875	4.75	\$27,318	3,437	4.67	\$29,784	3,270	4.66	\$32,516
TOTAL	6,668	4.77	\$23,727	6,321	4.73	\$24,883	7,794	4.37	\$24,848	6,718	4.36	\$27,449	6,436	4.32	\$30,235

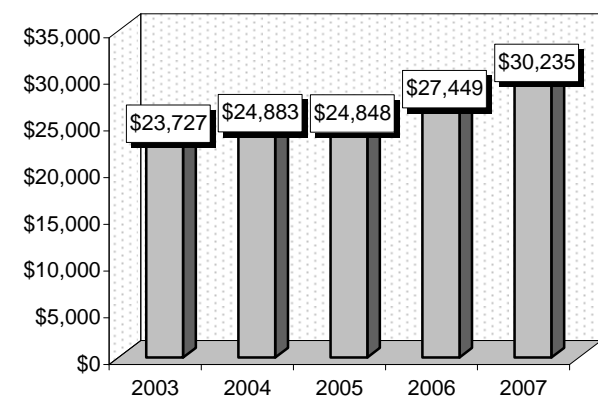
Patient Discharges



Average Length of Stay



Average Billed Charges



County / Hospital	2003			2004			2005			2006			2007		
	Cases	Avg LOS	Avg Bill	Cases	Avg LOS	Avg Bill	Cases	Avg LOS	Avg Bill	Cases	Avg LOS	Avg Bill	Cases	Avg LOS	Avg Bill
CLARK															
Desert Springs	393	4.66	\$28,213	399	4.41	\$23,147	545	4.84	\$29,282	461	4.56	\$29,621	439	4.68	\$33,577
Mountain View	466	5.55	\$28,856	459	5.90	\$34,503	467	5.19	\$33,160	425	4.50	\$33,739	417	5.06	\$41,185
North Vista	254	6.14	\$44,158	265	6.04	\$38,213	258	5.45	\$36,115	204	5.43	\$40,755	174	4.75	\$38,458
St. Rose-Rose de Lima	306	5.57	\$27,360	275	4.44	\$25,848	295	4.09	\$25,968	279	4.07	\$28,712	258	4.12	\$33,249
St. Rose-San Martin	0	0.00	\$0	0	0.00	\$0	0	0.00	\$0	19	3.42	\$24,621	147	4.02	\$27,278
St. Rose-Siena	404	4.87	\$23,004	455	4.51	\$24,688	528	4.08	\$25,274	463	4.17	\$28,142	391	4.49	\$32,556
Southern Hills	0	0.00	\$0	105	5.37	\$25,327	197	5.02	\$27,797	162	5.01	\$34,760	95	5.82	\$42,910
Spring Valley	47	4.55	\$24,848	210	5.22	\$31,311	300	4.34	\$30,360	282	4.26	\$31,619	300	4.83	\$37,699
Summerlin	432	5.03	\$33,584	424	4.88	\$33,299	599	4.19	\$28,526	534	4.86	\$37,576	568	4.37	\$38,000
Sunrise	872	5.02	\$28,789	823	4.58	\$28,373	1,021	4.44	\$28,985	772	4.46	\$32,622	525	4.55	\$36,873
UMC	771	4.63	\$18,032	686	4.65	\$18,203	896	4.47	\$20,855	633	4.66	\$23,380	670	4.52	\$31,067
Valley	414	5.03	\$32,520	356	5.90	\$34,834	393	4.99	\$34,688	404	5.04	\$39,389	361	4.85	\$43,959
TOTAL	4,359	5.06	\$27,888	4,457	4.97	\$28,076	5,499	4.57	\$28,251	4,638	4.59	\$31,981	4,345	4.61	\$36,119
WASHOE															
Carson Tahoe	430	3.70	\$13,457	303	3.23	\$13,179	358	3.51	\$15,423	467	3.58	\$19,463	462	3.13	\$18,641
Northern Nevada	153	4.18	\$22,735	137	4.20	\$21,630	133	3.41	\$20,345	95	3.29	\$20,926	112	3.35	\$22,992
Renown Regional	618	4.51	\$19,221	486	4.52	\$21,879	526	4.30	\$20,771	398	4.05	\$18,531	403	4.03	\$20,719
Renown S. Meadows	0	0.00	\$0	46	3.24	\$16,804	103	3.45	\$15,824	110	3.65	\$17,078	92	3.64	\$18,588
Saint Mary's	364	4.65	\$19,360	272	5.04	\$22,237	386	4.43	\$20,898	277	4.22	\$19,994	335	4.36	\$19,533
Sierra Surgery	0	0.00	\$0	0	0.00	\$0	0	0.00	\$0	0	0.00	\$0	0	0.00	\$0
TOTAL	1,565	4.29	\$18,013	1,244	4.24	\$19,623	1,506	4.01	\$19,157	1,347	3.83	\$19,205	1,404	3.73	\$19,794
RURAL															
Battle Mountain	10	3.20	\$4,401	10	3.10	\$3,686	9	2.56	\$4,474	14	2.64	\$3,783	14	2.50	\$4,402
Boulder City	81	5.83	\$14,188	88	4.65	\$11,916	90	5.07	\$11,750	64	4.53	\$10,229	79	4.32	\$10,118
Carson Valley	0	0.00	\$0	0	0.00	\$0	21	3.43	\$14,063	59	4.47	\$18,514	53	4.13	\$21,011
Churchill	210	3.84	\$12,247	141	4.30	\$16,974	173	4.21	\$15,417	128	4.21	\$16,755	136	4.44	\$18,744
Grover C. Dils	23	2.83	\$4,820	18	3.28	\$6,049	16	2.69	\$5,388	19	3.79	\$7,280	16	3.44	\$7,601
Humboldt	35	3.94	\$7,977	25	3.80	\$6,442	24	4.08	\$8,925	29	2.79	\$6,879	20	2.85	\$5,470
Incline Village	13	4.85	\$7,704	5	3.40	\$11,498	9	3.22	\$16,022	5	3.80	\$21,647	2	2.00	\$12,202
Mesa View	0	0.00	\$0	0	0.00	\$0	73	2.66	\$11,835	71	2.90	\$14,462	67	2.48	\$12,042
Mount Grant	35	3.71	\$9,781	53	4.53	\$11,403	42	4.02	\$9,250	29	4.38	\$11,858	14	5.93	\$14,857
Northeastern	160	4.01	\$14,769	132	3.88	\$15,409	146	3.49	\$14,560	153	4.42	\$19,484	141	3.79	\$18,920
Nye	43	2.05	\$5,180	22	2.50	\$6,565	29	2.38	\$8,047	24	2.21	\$9,068	19	2.00	\$6,971
Pershing	12	5.25	\$8,372	10	5.60	\$18,078	21	3.86	\$11,359	38	3.13	\$8,662	27	2.33	\$6,925
South Lyon	71	3.63	\$5,786	58	3.48	\$6,376	72	3.11	\$5,492	44	3.52	\$6,675	44	3.70	\$7,354
William Bee Ririe	51	4.71	\$15,013	58	3.24	\$10,427	64	3.23	\$11,173	56	3.14	\$11,133	55	3.22	\$13,844
TOTAL	744	4.03	\$11,371	620	3.98	\$12,491	789	3.68	\$11,997	733	3.84	\$13,924	687	3.70	\$14,361
ALL COUNTIES	6,668	4.77	\$23,727	6,321	4.73	\$24,883	7,794	4.37	\$24,848	6,718	4.36	\$27,449	6,436	4.32	\$30,235

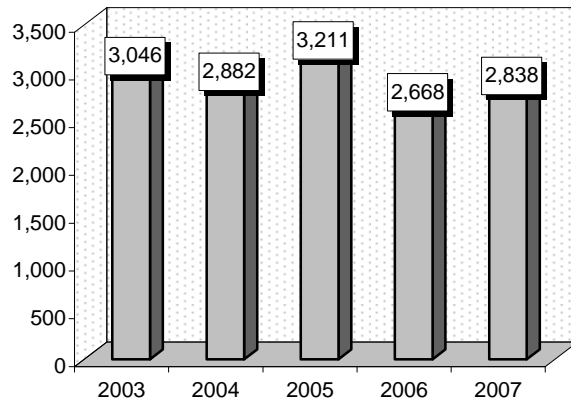
BRONCHITIS & ASTHMA

Associated Diagnoses: Diagnoses that frequently accompanied bronchitis and asthma were: 1) Hypertension (4019), 2) Hypoxemia (79902), 3) Tobacco use disorder (3051), 4) Diabetes Mellitus without mention of complication (25000), 5) Hypopotassemia (2768), 6) Obesity (27800), 7) Acute bronchiolitis due to respiratory syncytial virus (46611), 8) Otitis Media (3829), 9) Pneumonia (486), 10) Dehydration (27651), 11) Acute upper respiratory infections of multiple or unspecified sites (4659).

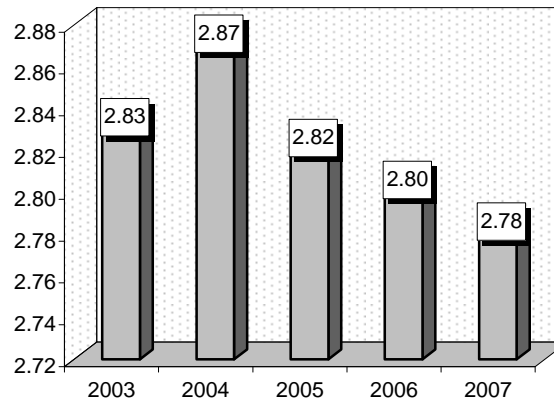
Definitions: **Hypertension:** Elevated blood pressure persistently exceeding 140/90. Essential hypertension, the most common kind, has no single identifiable cause. **Hypoxemia:** Low oxygen levels in the blood. **Diabetes Mellitus:** High blood sugar resulting from low levels of insulin or insulin resistance. **Hypopotassemia:** Disorder of fluid, electrolyte, and acid-base balance. **Bronchitis:** An acute or chronic inflammation of the mucous membranes of the tracheobronchial tree. Acute bronchitis is characterized by a productive cough, fever, increased mucus secretion and back pain. Chronic bronchitis is a common debilitating pulmonary disease, characterized by greatly increased production of mucus by the glands of the trachea and bronchi and results in a productive cough for at least 3 months of the year for more than two consecutive years. **Asthma:** A respiratory disorder characterized by recurring episodes of breathing difficulty, wheezing on expiration and/or inspiration caused by constriction of the bronchi, coughing and thick bronchial secretions. **Asphyxia:** Severe lack of oxygen leading to loss of consciousness and possibly death. **Bronchiolitis:** Acute viral infection of the lower respiratory tract, primarily in infants less than 18 months of age.

	2003			2004			2005			2006			2007		
Gender	Cases	Avg LOS	Avg Bill	Cases	Avg LOS	Avg Bill	Cases	Avg LOS	Avg Bill	Cases	Avg LOS	Avg Bill	Cases	Avg LOS	Avg Bill
Male	1,439	2.68	\$10,632	1,345	2.66	\$11,239	1,464	2.61	\$11,703	1,261	2.59	\$12,785	1,400	2.67	\$14,611
Female	1,607	2.96	\$12,659	1,537	3.06	\$13,995	1,747	3.00	\$15,094	1,407	2.99	\$16,970	1,438	2.89	\$17,228
Age Group	Cases	Avg LOS	Avg Bill	Cases	Avg LOS	Avg Bill	Cases	Avg LOS	Avg Bill	Cases	Avg LOS	Avg Bill	Cases	Avg LOS	Avg Bill
Ages 0-17	1,712	2.80	\$9,639	1,666	2.69	\$9,943	1,672	2.74	\$10,464	1,409	2.73	\$11,671	1,647	2.79	\$12,827
Ages 18-35	382	2.30	\$11,734	293	2.77	\$14,481	367	2.56	\$14,056	285	2.62	\$15,413	314	2.68	\$18,940
Ages 36-49	425	2.89	\$14,517	391	3.12	\$16,927	456	2.78	\$16,663	398	2.89	\$19,728	376	2.76	\$20,780
Ages 50-64	266	3.11	\$15,292	248	2.92	\$15,707	339	3.02	\$17,247	314	2.89	\$19,455	288	2.87	\$21,653
Ages 65+	261	3.38	\$16,939	284	3.66	\$18,681	377	3.29	\$19,637	262	3.10	\$19,856	213	2.81	\$19,277
TOTAL	3,046	2.83	\$11,702	2,882	2.87	\$12,709	3,211	2.82	\$13,548	2,668	2.80	\$14,992	2,838	2.78	\$15,937

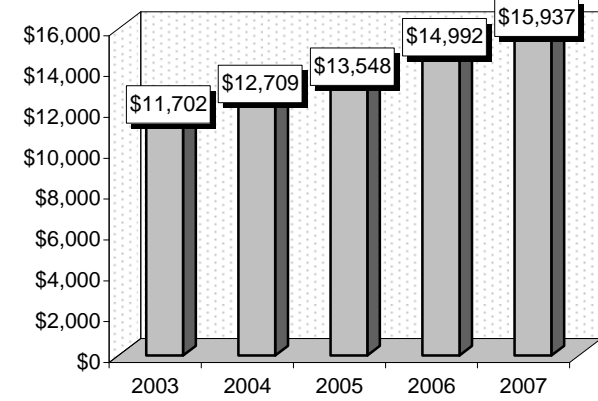
Patient Discharges



Average Length of Stay



Average Billed Charges



County / Hospital	2003			2004			2005			2006			2007		
	Cases	Avg LOS	Avg Bill	Cases	Avg LOS	Avg Bill	Cases	Avg LOS	Avg Bill	Cases	Avg LOS	Avg Bill	Cases	Avg LOS	Avg Bill
CLARK															
Desert Springs	95	2.47	\$14,220	93	3.04	\$15,243	104	2.88	\$17,078	76	2.49	\$17,295	71	2.42	\$17,480
Mountain View	114	3.21	\$15,764	121	3.31	\$19,584	159	3.14	\$19,259	99	3.30	\$23,830	104	2.67	\$20,655
North Vista	58	2.43	\$17,754	35	2.17	\$16,818	52	2.46	\$15,794	48	3.04	\$21,058	51	2.51	\$20,423
St. Rose-Rose de Lima	45	3.02	\$14,078	44	2.91	\$14,959	43	2.93	\$19,497	66	2.70	\$18,259	51	2.31	\$17,160
St. Rose-San Martin	0	0.00	\$0	0	0.00	\$0	0	0.00	\$0	5	2.60	\$9,440	51	2.59	\$12,384
St. Rose-Siena	142	2.46	\$8,464	230	2.93	\$10,617	207	2.99	\$13,467	198	2.88	\$13,349	172	2.73	\$13,181
Southern Hills	0	0.00	\$0	25	3.96	\$17,583	55	3.20	\$19,016	37	2.89	\$21,769	32	2.41	\$17,166
Spring Valley	17	3.00	\$14,812	62	3.24	\$17,613	76	2.75	\$19,591	83	3.00	\$21,560	54	2.87	\$22,771
Summerlin	260	2.77	\$11,256	286	2.98	\$13,228	393	2.96	\$13,726	400	2.63	\$14,404	454	3.05	\$17,771
Sunrise	771	2.99	\$14,433	633	2.95	\$15,990	655	2.87	\$16,020	433	3.17	\$20,079	465	2.82	\$19,462
UMC	631	2.51	\$8,075	613	2.44	\$8,158	651	2.74	\$10,210	534	2.63	\$11,528	545	2.70	\$15,783
Valley	109	2.87	\$18,764	91	2.82	\$17,063	102	2.82	\$20,015	84	3.07	\$25,119	76	2.89	\$25,404
TOTAL	2,242	2.77	\$12,248	2,233	2.84	\$13,196	2,497	2.87	\$14,576	2,063	2.84	\$16,431	2,126	2.78	\$17,702
WASHOE															
Carson Tahoe	117	2.87	\$7,107	109	2.56	\$7,500	129	2.39	\$7,899	117	2.54	\$9,716	142	2.46	\$10,816
Northern Nevada	44	3.34	\$15,173	20	2.25	\$12,751	19	2.32	\$14,355	15	3.00	\$17,538	23	2.09	\$14,667
Renown Regional	354	3.12	\$11,580	285	3.46	\$13,613	248	2.97	\$11,892	232	2.78	\$10,725	277	2.98	\$12,010
Renown S. Meadows	0	0.00	\$0	9	2.33	\$12,683	33	2.33	\$11,416	21	2.71	\$11,884	19	2.58	\$13,476
Saint Mary's	126	3.37	\$11,812	107	2.81	\$10,819	133	2.78	\$10,544	89	2.67	\$10,094	103	3.06	\$9,109
Sierra Surgery	0	0.00	\$0	0	0.00	\$0	0	0.00	\$0	0	0.00	\$0	0	0.00	\$0
TOTAL	641	3.14	\$11,056	530	3.08	\$11,744	562	2.73	\$10,712	474	2.71	\$10,624	564	2.81	\$11,337
RURAL															
Battle Mountain	2	1.50	\$3,379	1	3.00	\$3,136	1	2.00	\$4,787	1	2.00	\$4,872	0	0.00	\$0
Boulder City	8	5.25	\$10,267	8	1.75	\$6,964	14	2.79	\$7,712	5	3.40	\$9,916	10	2.90	\$7,021
Carson Valley	0	0.00	\$0	0	0.00	\$0	1	2.00	\$8,055	6	2.00	\$10,993	9	4.00	\$18,290
Churchill	47	2.43	\$7,434	29	3.03	\$9,831	38	2.45	\$7,154	27	2.81	\$8,375	30	2.73	\$9,427
Grover C. Dils	4	1.75	\$2,610	7	2.43	\$3,727	5	2.40	\$4,302	5	2.60	\$3,922	2	1.50	\$3,541
Humboldt	5	2.20	\$4,124	3	1.00	\$2,247	7	2.29	\$4,653	4	2.00	\$3,345	20	2.35	\$4,036
Incline Village	1	1.00	\$5,016	2	3.50	\$11,503	2	3.00	\$13,820	0	0.00	\$0	0	0.00	\$0
Mesa View	0	0.00	\$0	0	0.00	\$0	12	1.33	\$5,945	8	2.38	\$11,535	2	1.00	\$3,551
Mount Grant	11	2.18	\$5,796	11	3.36	\$8,633	7	2.71	\$6,227	6	2.50	\$7,172	5	3.00	\$7,400
Northeastern	41	2.68	\$8,176	22	2.45	\$8,446	21	2.24	\$7,740	17	2.47	\$9,569	30	2.33	\$9,355
Nye	15	1.53	\$3,413	5	1.60	\$5,847	10	1.60	\$6,592	5	1.60	\$3,722	3	2.00	\$8,745
Pershing	2	1.00	\$3,028	0	0.00	\$0	2	1.50	\$7,574	14	1.86	\$5,495	12	2.58	\$7,241
South Lyon	8	1.63	\$3,548	7	1.71	\$2,391	9	1.78	\$3,327	6	1.33	\$3,293	7	5.57	\$2,246
William Bee Ririe	19	2.58	\$7,246	24	2.71	\$8,745	23	2.78	\$9,749	27	2.48	\$10,147	18	1.89	\$7,918
TOTAL	163	2.45	\$6,728	119	2.59	\$7,869	152	2.31	\$7,152	131	2.39	\$8,143	148	2.66	\$8,119
ALL COUNTIES	3,046	2.83	\$11,702	2,882	2.87	\$12,709	3,211	2.82	\$13,548	2,668	2.80	\$14,992	2,838	2.78	\$15,937

CARDIAC VALVE & OTHER MAJOR CARDIOTHORACIC PROCEDURES

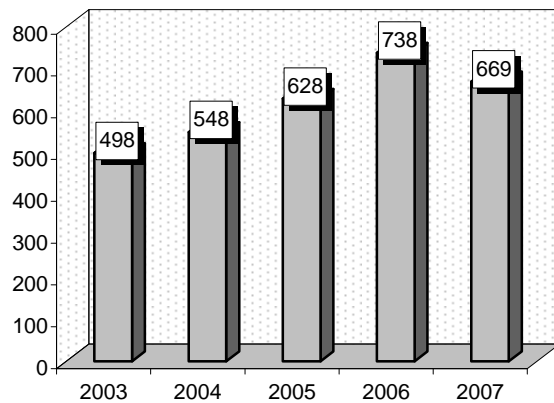
Associated Procedures: Procedures that frequently accompanied cardiac procedures were: 1) Coronary arteriography using two catheters (8855-6), 2) Left heart cardiac catheterization (3722), 3) Replacement of aortic valve with tissue graft (3521), 4) Angiocardiology (885), 5) Monitoring of cardiac output (8967-8), 6) Transfusion (9904-9), 7) Aortocoronary bypass (3610-4).

Definitions: **Coronary:** Related to arteries that supply blood and nutrients to the heart. **Aorta:** The largest artery in the body. It carries oxygen-rich blood away from the heart to vessels that reach the rest of the body. **Arteriography:** A procedure to x-ray arteries. The arteries can be seen because of an injection of a dye that outlines the vessels on an x-ray. **Catheter:** A thin, flexible, hollow tube through which fluids enter or leave the body. **Angiocardiology:** An x-ray method using dye in the bloodstream to show the dimension of the heart. X-ray examination of the heart and great blood vessels that follows the course of an opaque fluid which has been injected into the blood stream.

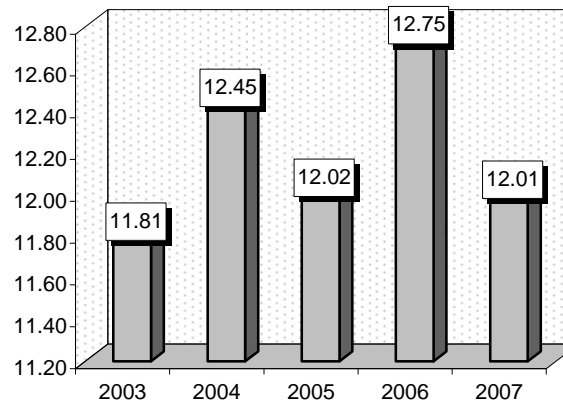
Transfusion: Replacing blood or blood components a body has lost in surgery, or through an accident.

	2003			2004			2005			2006			2007		
Gender	Cases	Avg LOS	Avg Bill	Cases	Avg LOS	Avg Bill	Cases	Avg LOS	Avg Bill	Cases	Avg LOS	Avg Bill	Cases	Avg LOS	Avg Bill
Male	297	11.08	\$160,207	320	12.49	\$168,571	387	11.56	\$167,952	441	13.16	\$200,437	425	11.52	\$204,413
Female	201	12.90	\$175,097	228	12.39	\$163,939	241	12.76	\$175,773	297	12.12	\$183,829	244	12.86	\$228,453
Age Group	Cases	Avg LOS	Avg Bill	Cases	Avg LOS	Avg Bill	Cases	Avg LOS	Avg Bill	Cases	Avg LOS	Avg Bill	Cases	Avg LOS	Avg Bill
Ages 0-17	20	8.40	\$159,596	12	13.17	\$207,894	15	4.87	\$119,548	18	10.44	\$211,939	19	11.32	\$268,765
Ages 18-35	9	6.89	\$114,378	19	14.79	\$177,846	18	14.44	\$158,238	33	11.91	\$166,741	20	9.20	\$175,854
Ages 36-49	52	12.60	\$165,065	47	13.96	\$174,849	63	14.60	\$185,285	67	13.13	\$189,308	58	13.28	\$217,737
Ages 50-64	125	12.05	\$165,453	154	10.92	\$147,629	161	12.29	\$171,316	216	13.29	\$189,189	202	12.16	\$210,235
Ages 65+	292	11.96	\$168,801	316	12.80	\$172,450	371	11.63	\$171,057	404	12.56	\$198,328	370	11.92	\$213,238
TOTAL	498	11.81	\$166,217	548	12.45	\$166,644	628	12.02	\$170,953	738	12.75	\$193,753	669	12.01	\$213,181

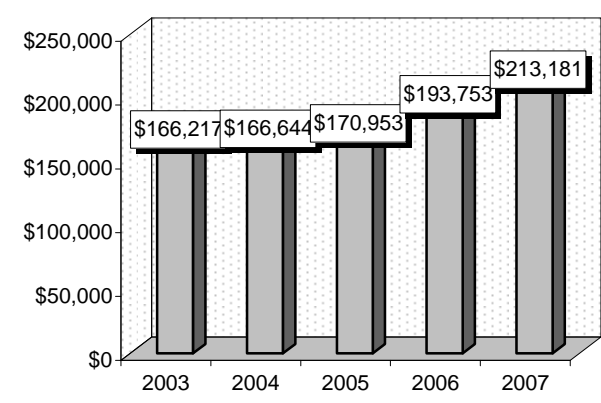
Patient Discharges



Average Length of Stay



Average Billed Charges



County / Hospital	2003			2004			2005			2006			2007		
	Cases	Avg LOS	Avg Bill	Cases	Avg LOS	Avg Bill	Cases	Avg LOS	Avg Bill	Cases	Avg LOS	Avg Bill	Cases	Avg LOS	Avg Bill
CLARK															
Desert Springs	72	13.15	\$202,933	56	13.98	\$170,578	81	13.31	\$174,628	84	13.83	\$188,809	108	10.72	\$195,796
Mountain View	2	15.00	\$213,267	1	34.00	\$373,021	9	14.11	\$199,513	26	14.42	\$212,061	19	10.11	\$228,635
North Vista	0	0.00	\$0	0	0.00	\$0	0	0.00	\$0	0	0.00	\$0	0	0.00	\$0
St. Rose-Rose de Lima	0	0.00	\$0	0	0.00	\$0	0	0.00	\$0	0	0.00	\$0	0	0.00	\$0
St. Rose-San Martin	0	0.00	\$0	0	0.00	\$0	0	0.00	\$0	0	0.00	\$0	9	6.78	\$137,385
St. Rose-Siena	27	15.30	\$187,057	48	11.08	\$175,125	47	10.17	\$175,524	50	13.22	\$212,202	56	12.68	\$230,439
Southern Hills	0	0.00	\$0	0	0.00	\$0	0	0.00	\$0	0	0.00	\$0	0	0.00	\$0
Spring Valley	0	0.00	\$0	0	0.00	\$0	0	0.00	\$0	0	0.00	\$0	0	0.00	\$0
Summerlin	0	0.00	\$0	0	0.00	\$0	0	0.00	\$0	50	10.26	\$202,907	47	13.21	\$266,610
Sunrise	152	12.37	\$181,254	164	12.87	\$182,031	168	11.14	\$176,015	225	13.15	\$219,831	135	13.05	\$260,632
UMC	29	14.00	\$160,426	33	17.91	\$199,242	60	17.28	\$202,070	25	18.68	\$259,204	41	19.68	\$328,994
Valley	63	11.37	\$237,273	74	16.09	\$241,352	86	16.37	\$258,054	77	18.55	\$269,458	71	14.38	\$261,600
TOTAL	345	12.73	\$194,897	376	13.94	\$193,137	451	13.30	\$195,294	537	14.09	\$221,265	486	13.03	\$245,698
WASHOE															
Carson Tahoe	0	0.00	\$0	0	0.00	\$0	0	0.00	\$0	59	7.54	\$134,763	65	7.40	\$140,311
Northern Nevada	0	0.00	\$0	0	0.00	\$0	0	0.00	\$0	0	0.00	\$0	0	0.00	\$0
Renown Regional	101	10.15	\$86,651	113	9.47	\$91,921	108	9.19	\$95,706	77	10.21	\$102,736	69	11.42	\$116,823
Renown S. Meadows	0	0.00	\$0	0	0.00	\$0	0	0.00	\$0	0	0.00	\$0	0	0.00	\$0
Saint Mary's	52	8.94	\$130,477	59	8.64	\$140,921	69	8.04	\$129,637	65	9.40	\$127,832	49	8.88	\$123,008
Sierra Surgery	0	0.00	\$0	0	0.00	\$0	0	0.00	\$0	0	0.00	\$0	0	0.00	\$0
TOTAL	153	9.74	\$101,546	172	9.19	\$108,729	177	8.75	\$108,934	201	9.16	\$120,253	183	9.31	\$126,822
RURAL															
Battle Mountain	0	0.00	\$0	0	0.00	\$0	0	0.00	\$0	0	0.00	\$0	0	0.00	\$0
Boulder City	0	0.00	\$0	0	0.00	\$0	0	0.00	\$0	0	0.00	\$0	0	0.00	\$0
Carson Valley	0	0.00	\$0	0	0.00	\$0	0	0.00	\$0	0	0.00	\$0	0	0.00	\$0
Churchill	0	0.00	\$0	0	0.00	\$0	0	0.00	\$0	0	0.00	\$0	0	0.00	\$0
Grover C. Dils	0	0.00	\$0	0	0.00	\$0	0	0.00	\$0	0	0.00	\$0	0	0.00	\$0
Humboldt	0	0.00	\$0	0	0.00	\$0	0	0.00	\$0	0	0.00	\$0	0	0.00	\$0
Incline Village	0	0.00	\$0	0	0.00	\$0	0	0.00	\$0	0	0.00	\$0	0	0.00	\$0
Mesa View	0	0.00	\$0	0	0.00	\$0	0	0.00	\$0	0	0.00	\$0	0	0.00	\$0
Mount Grant	0	0.00	\$0	0	0.00	\$0	0	0.00	\$0	0	0.00	\$0	0	0.00	\$0
Northeastern	0	0.00	\$0	0	0.00	\$0	0	0.00	\$0	0	0.00	\$0	0	0.00	\$0
Nye	0	0.00	\$0	0	0.00	\$0	0	0.00	\$0	0	0.00	\$0	0	0.00	\$0
Pershing	0	0.00	\$0	0	0.00	\$0	0	0.00	\$0	0	0.00	\$0	0	0.00	\$0
South Lyon	0	0.00	\$0	0	0.00	\$0	0	0.00	\$0	0	0.00	\$0	0	0.00	\$0
William Bee Ririe	0	0.00	\$0	0	0.00	\$0	0	0.00	\$0	0	0.00	\$0	0	0.00	\$0
TOTAL	0	0.00	\$0	0	0.00	\$0	0	0.00	\$0	0	0.00	\$0	0	0.00	\$0
ALL COUNTIES	498	11.81	\$166,217	548	12.45	\$166,644	628	12.02	\$170,953	738	12.75	\$193,753	669	12.01	\$213,181

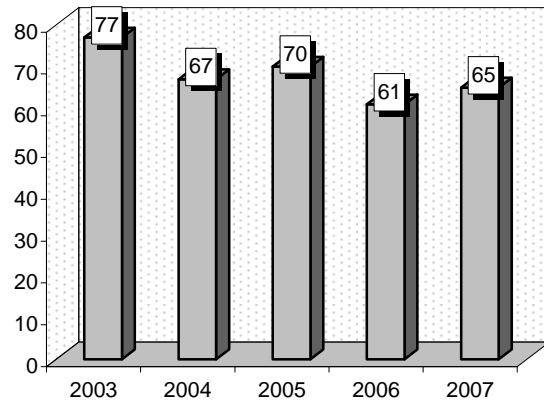
CORONARY BYPASS WITH PTCA

Associated Procedures: Procedures that frequently accompanied cardiac procedures were: 1) Coronary arteriography (8855-6), 2) Cardiac catheterization (3721-2), 3) Replacement of aortic valve with tissue graft (3521), 4) Angiocardiology (8850-4), 5) Mammary coronary bypass (3615-6), 6) Aortocoronary bypass (3610-4).

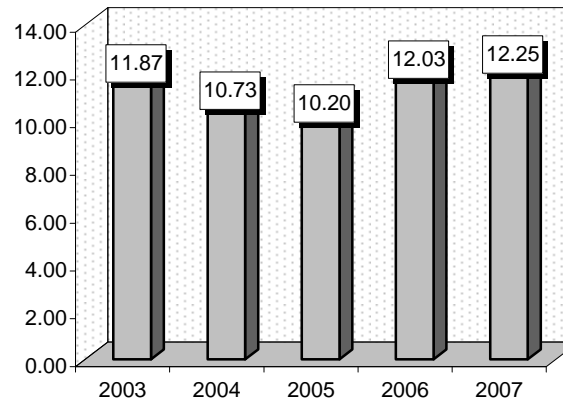
Definitions: **PTCA:** A technique to treat heart disease and chest pain by using angioplasty in the coronary arteries to permit more blood flow into the heart. **Angioplasty:** A procedure in which a special catheter with an inflatable balloon at one end is used to open blocked coronary arteries. **Coronary:** Related to arteries that supply blood and nutrients to the heart. **Aorta:** The largest artery in the body. It carries oxygen-rich blood away from the heart to vessels that reach the rest of the body. **Arteriography:** A procedure to x-ray arteries. The arteries can be seen because of an injection of a dye that outlines the vessels on an x-ray. **Catheter:** A thin, flexible, hollow tube through which fluids enter or leave the body. **Angiocardiology:** An x-ray method using dye in the bloodstream to show the dimension of the heart. X-ray examination of the heart and great blood vessels that follows the course of an opaque fluid which has been injected into the blood stream. **Angiocardiology:** An x-ray method using dye in the bloodstream to show the dimension of the heart.

	2003			2004			2005			2006			2007		
Gender	Cases	Avg LOS	Avg Bill	Cases	Avg LOS	Avg Bill	Cases	Avg LOS	Avg Bill	Cases	Avg LOS	Avg Bill	Cases	Avg LOS	Avg Bill
Male	56	11.20	\$153,827	52	10.37	\$164,682	54	10.19	\$176,108	47	11.47	\$189,414	50	11.82	\$223,027
Female	21	13.67	\$210,597	15	12.00	\$205,041	16	10.25	\$183,674	14	13.93	\$244,676	15	13.67	\$238,871
Age Group	Cases	Avg LOS	Avg Bill	Cases	Avg LOS	Avg Bill	Cases	Avg LOS	Avg Bill	Cases	Avg LOS	Avg Bill	Cases	Avg LOS	Avg Bill
Ages 0-17	0	0.00	\$0	0	0.00	\$0	0	0.00	\$0	0	0.00	\$0	0	0.00	\$0
Ages 18-35	1	10.00	\$177,435	0	0.00	\$0	0	0.00	\$0	0	0.00	\$0	0	0.00	\$0
Ages 36-49	6	12.17	\$171,339	5	8.20	\$152,416	11	6.82	\$142,053	8	6.75	\$151,556	11	13.09	\$241,481
Ages 50-64	39	12.69	\$175,585	26	11.81	\$189,196	29	10.41	\$172,513	26	13.08	\$197,991	27	12.44	\$214,614
Ages 65+	31	10.84	\$160,761	36	10.31	\$165,496	30	11.23	\$196,105	27	12.59	\$221,027	27	11.70	\$232,725
TOTAL	77	11.87	\$169,310	67	10.73	\$173,717	70	10.20	\$177,837	61	12.03	\$202,097	65	12.25	\$226,684

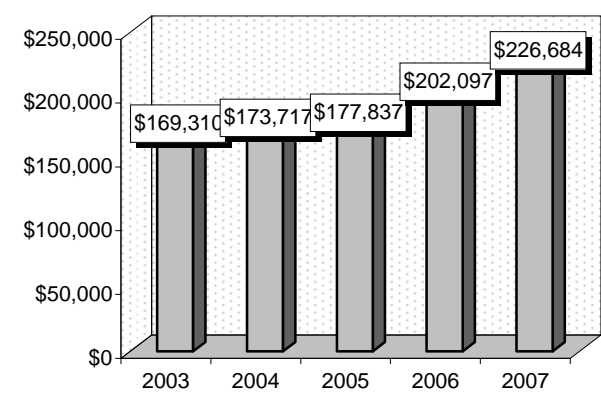
Patient Discharges



Average Length of Stay



Average Billed Charges



County / Hospital	2003			2004			2005			2006			2007		
	Cases	Avg LOS	Avg Bill	Cases	Avg LOS	Avg Bill	Cases	Avg LOS	Avg Bill	Cases	Avg LOS	Avg Bill	Cases	Avg LOS	Avg Bill
CLARK															
Desert Springs	10	14.50	\$226,183	11	9.45	\$154,715	6	8.67	\$139,314	14	13.21	\$167,239	6	10.83	\$166,014
Mountain View	10	18.10	\$264,073	6	10.67	\$202,646	6	9.00	\$159,281	8	11.25	\$229,602	7	13.29	\$235,483
North Vista	0	0.00	\$0	0	0.00	\$0	0	0.00	\$0	0	0.00	\$0	0	0.00	\$0
St. Rose-Rose de Lima	0	0.00	\$0	0	0.00	\$0	0	0.00	\$0	0	0.00	\$0	0	0.00	\$0
St. Rose-San Martin	0	0.00	\$0	0	0.00	\$0	0	0.00	\$0	0	0.00	\$0	1	9.00	\$203,294
St. Rose-Siena	4	7.50	\$115,855	3	12.33	\$187,775	8	13.25	\$238,090	4	8.50	\$199,074	8	7.75	\$176,449
Southern Hills	0	0.00	\$0	0	0.00	\$0	0	0.00	\$0	0	0.00	\$0	0	0.00	\$0
Spring Valley	0	0.00	\$0	0	0.00	\$0	0	0.00	\$0	0	0.00	\$0	0	0.00	\$0
Summerlin	0	0.00	\$0	0	0.00	\$0	0	0.00	\$0	5	11.00	\$205,891	0	0.00	\$0
Sunrise	10	13.50	\$175,703	13	14.62	\$208,910	10	11.30	\$182,772	6	17.17	\$312,819	18	13.83	\$285,451
UMC	13	11.77	\$156,870	3	9.33	\$150,965	11	8.64	\$157,326	5	7.80	\$144,892	5	12.40	\$234,333
Valley	6	10.67	\$196,609	14	11.57	\$212,702	12	12.25	\$241,230	13	12.77	\$224,985	7	14.86	\$309,604
TOTAL	53	13.36	\$195,132	50	11.70	\$192,552	53	10.70	\$191,497	55	12.22	\$209,638	52	12.38	\$244,930
WASHOE															
Carson Tahoe	0	0.00	\$0	0	0.00	\$0	0	0.00	\$0	2	7.00	\$112,602	4	7.75	\$171,993
Northern Nevada	0	0.00	\$0	0	0.00	\$0	0	0.00	\$0	0	0.00	\$0	0	0.00	\$0
Renown Regional	13	8.00	\$95,151	10	9.00	\$107,639	10	8.30	\$131,717	4	12.00	\$143,163	6	12.83	\$139,839
Renown S. Meadows	0	0.00	\$0	0	0.00	\$0	0	0.00	\$0	0	0.00	\$0	0	0.00	\$0
Saint Mary's	11	9.27	\$132,537	7	6.29	\$133,578	7	9.14	\$140,297	0	0.00	\$0	3	14.67	\$157,026
Sierra Surgery	0	0.00	\$0	0	0.00	\$0	0	0.00	\$0	0	0.00	\$0	0	0.00	\$0
TOTAL	24	8.58	\$112,286	17	7.88	\$118,320	17	8.65	\$135,250	6	10.33	\$132,976	13	11.69	\$153,699
RURAL															
Battle Mountain	0	0.00	\$0	0	0.00	\$0	0	0.00	\$0	0	0.00	\$0	0	0.00	\$0
Boulder City	0	0.00	\$0	0	0.00	\$0	0	0.00	\$0	0	0.00	\$0	0	0.00	\$0
Carson Valley	0	0.00	\$0	0	0.00	\$0	0	0.00	\$0	0	0.00	\$0	0	0.00	\$0
Churchill	0	0.00	\$0	0	0.00	\$0	0	0.00	\$0	0	0.00	\$0	0	0.00	\$0
Grover C. Dils	0	0.00	\$0	0	0.00	\$0	0	0.00	\$0	0	0.00	\$0	0	0.00	\$0
Humboldt	0	0.00	\$0	0	0.00	\$0	0	0.00	\$0	0	0.00	\$0	0	0.00	\$0
Incline Village	0	0.00	\$0	0	0.00	\$0	0	0.00	\$0	0	0.00	\$0	0	0.00	\$0
Mesa View	0	0.00	\$0	0	0.00	\$0	0	0.00	\$0	0	0.00	\$0	0	0.00	\$0
Mount Grant	0	0.00	\$0	0	0.00	\$0	0	0.00	\$0	0	0.00	\$0	0	0.00	\$0
Northeastern	0	0.00	\$0	0	0.00	\$0	0	0.00	\$0	0	0.00	\$0	0	0.00	\$0
Nye	0	0.00	\$0	0	0.00	\$0	0	0.00	\$0	0	0.00	\$0	0	0.00	\$0
Pershing	0	0.00	\$0	0	0.00	\$0	0	0.00	\$0	0	0.00	\$0	0	0.00	\$0
South Lyon	0	0.00	\$0	0	0.00	\$0	0	0.00	\$0	0	0.00	\$0	0	0.00	\$0
William Bee Ririe	0	0.00	\$0	0	0.00	\$0	0	0.00	\$0	0	0.00	\$0	0	0.00	\$0
TOTAL	0	0.00	\$0	0	0.00	\$0	0	0.00	\$0	0	0.00	\$0	0	0.00	\$0
ALL COUNTIES	77	11.87	\$169,310	67	10.73	\$173,717	70	10.20	\$177,837	61	12.03	\$202,097	65	12.25	\$226,684

MAJOR CARDIOVASCULAR PROCEDURES

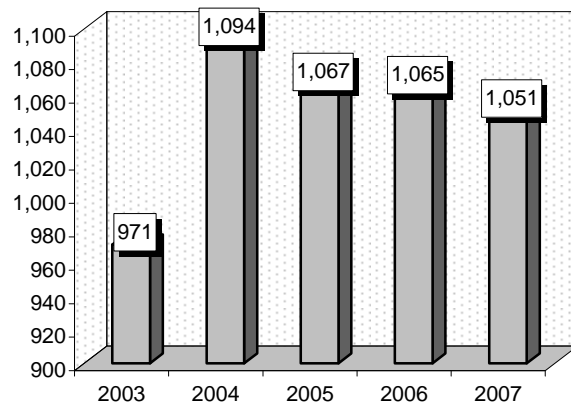
Associated Procedures: Procedures that frequently accompanied major cardiovascular procedures were: 1) Implant of pulsation balloon (3761), 2) Coronary arteriography (8855-6), 3) Cardiac catheterization (3721-2), 4) Aorta-iliac-femoral bypass (3925), 5) Resection of abdominal aorta with replacement (3844), 6) Aortography (8842), 7) Angioplasty or atherectomy of non-coronary vessel (3950).

Definitions: Cardiovascular disease: Any abnormal condition characterized by dysfunction of the heart and blood vessels. **Atherosclerosis:** Yellowish plaques of cholesterol, other lipids and cellular debris in the inner layers of the walls of arteries. **Cardiac catheterization:** A diagnostic procedure in which a catheter is introduced into a large vein and threaded through the circulatory system to the heart. **Bypass:** A procedure to divert the flow of blood thereby bypassing a narrowing or blockage in a blood vessel. **Aneurysm:** A localized dilation of the wall of a blood vessel. **Arteriography:** Radiologic visualization of arteries after a radioopaque contrast medium is introduced into the bloodstream. **Catheter:** A hollow flexible tube that can be inserted into a vessel or cavity of the body. **Angioplasty:** A procedure in which a special catheter with an inflatable balloon at one end is used to open blocked coronary arteries.

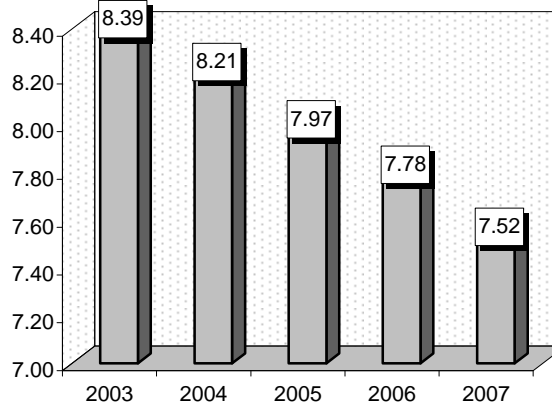
Comment: Cardiovascular procedures include (but are not limited to) diagnostic cardiac catheterization, coronary artery bypass graft procedures, cardiac pacemaker procedures, and heart valve procedures.

Gender	2003			2004			2005			2006			2007		
	Cases	Avg LOS	Avg Bill	Cases	Avg LOS	Avg Bill	Cases	Avg LOS	Avg Bill	Cases	Avg LOS	Avg Bill	Cases	Avg LOS	Avg Bill
Male	665	8.08	\$94,101	759	7.92	\$100,041	715	7.67	\$100,814	737	7.45	\$112,114	713	7.09	\$118,921
Female	306	9.04	\$93,172	335	8.87	\$98,503	352	8.56	\$102,518	328	8.52	\$108,422	338	8.44	\$129,720
Age Group	Cases	Avg LOS	Avg Bill	Cases	Avg LOS	Avg Bill	Cases	Avg LOS	Avg Bill	Cases	Avg LOS	Avg Bill	Cases	Avg LOS	Avg Bill
Ages 0-17	27	7.59	\$73,772	29	15.69	\$162,681	42	13.50	\$142,077	26	13.96	\$196,938	45	12.33	\$238,529
Ages 18-35	14	8.14	\$95,879	24	8.17	\$89,085	34	12.47	\$129,881	18	9.94	\$100,013	14	7.50	\$111,186
Ages 36-49	64	10.44	\$109,599	84	8.44	\$95,900	74	8.85	\$91,759	73	8.12	\$100,378	59	8.12	\$129,208
Ages 50-64	308	7.93	\$89,781	310	7.61	\$93,116	320	8.00	\$101,758	310	7.80	\$109,113	312	7.42	\$112,944
Ages 65+	558	8.45	\$95,137	647	8.14	\$100,699	597	7.20	\$97,877	638	7.41	\$109,901	621	7.17	\$118,331
TOTAL	971	8.39	\$93,808	1,094	8.21	\$99,570	1,067	7.97	\$101,376	1,065	7.78	\$110,977	1,051	7.52	\$122,394

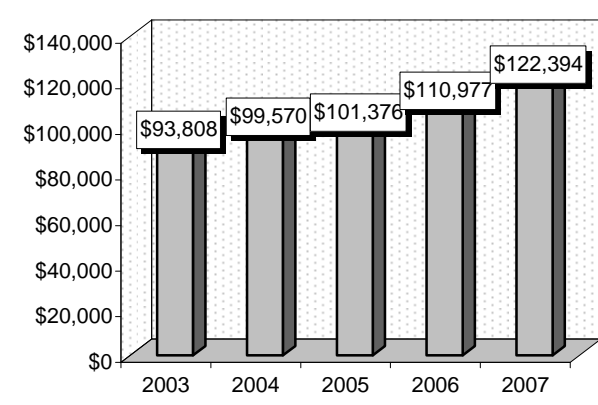
Patient Discharges



Average Length of Stay



Average Billed Charges



County / Hospital	2003			2004			2005			2006			2007		
	Cases	Avg LOS	Avg Bill	Cases	Avg LOS	Avg Bill	Cases	Avg LOS	Avg Bill	Cases	Avg LOS	Avg Bill	Cases	Avg LOS	Avg Bill
CLARK															
Desert Springs	102	8.18	\$93,623	118	8.09	\$91,245	101	8.18	\$107,906	80	7.96	\$101,033	92	8.52	\$123,513
Mountain View	68	9.62	\$87,207	80	9.79	\$105,971	82	7.59	\$85,719	58	7.98	\$107,773	61	8.16	\$117,654
North Vista	13	7.92	\$122,296	11	11.27	\$133,858	7	16.14	\$204,854	6	8.33	\$151,543	8	11.88	\$163,059
St. Rose-Rose de Lima	18	8.67	\$96,838	18	5.44	\$78,341	25	6.72	\$95,568	22	5.14	\$76,669	31	4.77	\$100,193
St. Rose-San Martin	0	0.00	\$0	0	0.00	\$0	0	0.00	\$0	0	0.00	\$0	7	8.43	\$120,757
St. Rose-Siena	77	7.97	\$83,436	70	8.59	\$101,937	60	8.47	\$114,683	63	8.30	\$111,574	72	7.15	\$103,066
Southern Hills	0	0.00	\$0	6	4.67	\$71,564	15	7.60	\$79,176	10	15.50	\$170,111	16	5.50	\$90,981
Spring Valley	0	0.00	\$0	14	4.64	\$91,622	29	5.48	\$89,704	36	6.36	\$95,004	27	6.33	\$110,971
Summerlin	42	5.76	\$104,771	32	8.25	\$103,995	32	7.13	\$101,983	58	9.36	\$128,127	45	8.00	\$130,193
Sunrise	293	8.47	\$92,685	338	7.93	\$100,511	345	7.45	\$100,421	332	7.43	\$120,843	262	8.60	\$154,801
UMC	51	8.14	\$82,401	72	10.61	\$114,958	56	11.02	\$115,157	45	10.87	\$119,606	81	5.84	\$124,917
Valley	102	8.84	\$124,610	117	7.38	\$107,104	93	8.26	\$124,218	112	8.43	\$142,026	121	8.03	\$143,715
TOTAL	766	8.36	\$96,223	876	8.25	\$101,693	845	7.92	\$104,533	822	8.04	\$119,125	823	7.80	\$133,163
WASHOE															
Carson Tahoe	17	5.94	\$58,931	16	5.88	\$62,284	20	4.60	\$75,793	50	4.60	\$81,086	63	4.49	\$90,673
Northern Nevada	17	6.24	\$95,061	19	7.79	\$98,470	11	8.00	\$101,997	5	6.60	\$113,163	4	5.75	\$79,665
Renown Regional	128	8.80	\$86,967	128	8.33	\$95,573	123	9.28	\$97,800	132	6.90	\$79,520	111	6.74	\$77,272
Renown S. Meadows	0	0.00	\$0	0	0.00	\$0	4	7.25	\$64,131	1	5.00	\$60,912	2	1.00	\$15,393
Saint Mary's	38	9.50	\$88,168	51	7.92	\$85,568	63	7.14	\$76,836	54	8.91	\$92,131	46	9.00	\$92,998
Sierra Surgery	0	0.00	\$0	0	0.00	\$0	0	0.00	\$0	0	0.00	\$0	0	0.00	\$0
TOTAL	200	8.47	\$85,500	214	8.00	\$90,957	221	8.14	\$89,432	242	6.86	\$83,276	226	6.50	\$83,703
RURAL															
Battle Mountain	0	0.00	\$0	0	0.00	\$0	0	0.00	\$0	0	0.00	\$0	0	0.00	\$0
Boulder City	0	0.00	\$0	0	0.00	\$0	0	0.00	\$0	0	0.00	\$0	0	0.00	\$0
Carson Valley	0	0.00	\$0	0	0.00	\$0	0	0.00	\$0	0	0.00	\$0	0	0.00	\$0
Churchill	1	11.00	\$40,913	0	0.00	\$0	0	0.00	\$0	0	0.00	\$0	2	10.00	\$63,168
Grover C. Dils	0	0.00	\$0	0	0.00	\$0	0	0.00	\$0	0	0.00	\$0	0	0.00	\$0
Humboldt	0	0.00	\$0	0	0.00	\$0	0	0.00	\$0	0	0.00	\$0	0	0.00	\$0
Incline Village	0	0.00	\$0	0	0.00	\$0	0	0.00	\$0	0	0.00	\$0	0	0.00	\$0
Mesa View	0	0.00	\$0	0	0.00	\$0	0	0.00	\$0	0	0.00	\$0	0	0.00	\$0
Mount Grant	0	0.00	\$0	0	0.00	\$0	0	0.00	\$0	0	0.00	\$0	0	0.00	\$0
Northeastern	4	9.00	\$59,906	4	12.00	\$95,311	1	7.00	\$73,753	1	10.00	\$117,065	0	0.00	\$0
Nye	0	0.00	\$0	0	0.00	\$0	0	0.00	\$0	0	0.00	\$0	0	0.00	\$0
Pershing	0	0.00	\$0	0	0.00	\$0	0	0.00	\$0	0	0.00	\$0	0	0.00	\$0
South Lyon	0	0.00	\$0	0	0.00	\$0	0	0.00	\$0	0	0.00	\$0	0	0.00	\$0
William Bee Ririe	0	0.00	\$0	0	0.00	\$0	0	0.00	\$0	0	0.00	\$0	0	0.00	\$0
TOTAL	5	9.40	\$56,107	4	12.00	\$95,311	1	7.00	\$73,753	1	10.00	\$117,065	2	10.00	\$63,168
ALL COUNTIES	971	8.39	\$93,808	1,094	8.21	\$99,570	1,067	7.97	\$101,376	1,065	7.78	\$110,977	1,051	7.52	\$122,394

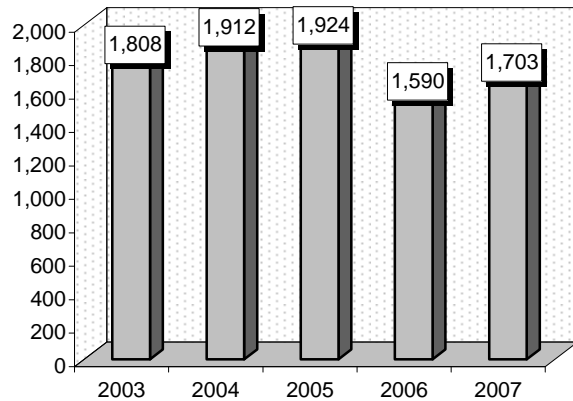
CIRCULATORY DISORDERS WITH ACUTE MYOCARDIAL INFARCTION, DISCHARGED ALIVE

Associated Diagnoses: Diagnoses that frequently accompanied circulatory disorders were: 1) Subendocardial infarction (4107), 2) Congestive heart failure (4280), 3) Coronary atherosclerosis of native coronary artery (41401), 4) Hypertension (4019), 5) Hyperlipidemia (2722,4), 6) Tobacco use disorder (3051).

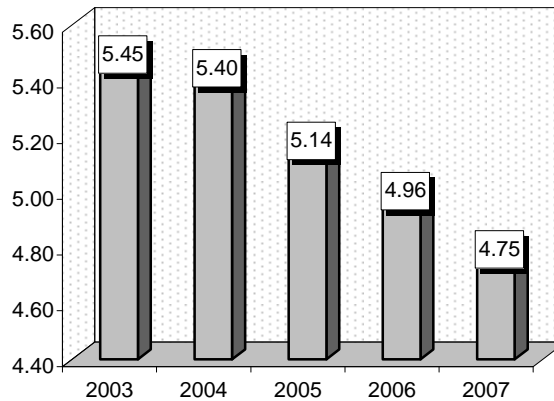
Definitions: **Subendocardial:** The layer of tissue just beneath the endocardium. **Endocardium:** A lining within the inner heart including the valves and bloodvessels. **Acute myocardial infarction:** (AKA heart attack) The early critical stage of necrosis of heart muscle tissue caused by a blockage of a coronary artery. **Necrosis:** Localized tissue death that occurs in groups of cells in response to disease or injury. **Coronary artery(s):** The heart has two main coronary arteries, the right and the left. The right coronary artery curves around the right side of the heart to supply blood to the front and back of that side. The left coronary artery supplies blood to the left side of the heart and has two distinct branches. Atherosclerosis is the most common reason for the blockage of blood vessels. Atherosclerosis occurs when fat and cholesterol build up on the inside walls of hardened arteries. This build-up blocks or narrows the artery and prevents blood and oxygen from reaching the heart muscle. **Atherosclerosis:** Clogging, hardening and narrow of the arteries and blood vessels. **Hypertension:** Elevated blood pressure persistently exceeding 140/90. Essential hypertension, the most common kind, has no single identifiable cause. **Hyperlipidemia:** Elevated levels of lipids in the blood stream including cholesterol.

Gender	2003			2004			2005			2006			2007		
	Cases	Avg LOS	Avg Bill	Cases	Avg LOS	Avg Bill	Cases	Avg LOS	Avg Bill	Cases	Avg LOS	Avg Bill	Cases	Avg LOS	Avg Bill
Male	1,065	5.28	\$41,546	1,132	5.14	\$41,167	1,128	4.95	\$43,454	946	4.69	\$43,927	994	4.62	\$46,985
Female	743	5.71	\$39,551	780	5.76	\$41,971	796	5.42	\$44,515	644	5.35	\$45,864	709	4.93	\$45,419
Age Group	Cases	Avg LOS	Avg Bill	Cases	Avg LOS	Avg Bill	Cases	Avg LOS	Avg Bill	Cases	Avg LOS	Avg Bill	Cases	Avg LOS	Avg Bill
Ages 0-17	1	3.00	\$16,295	0	0.00	\$0	0	0.00	\$0	0	0.00	\$0	1	3.00	\$12,549
Ages 18-35	21	3.71	\$36,705	17	2.76	\$31,648	26	5.42	\$59,302	45	2.78	\$37,282	35	3.74	\$45,057
Ages 36-49	157	3.96	\$35,150	179	3.99	\$39,614	188	4.23	\$39,315	170	3.34	\$37,166	157	3.31	\$40,921
Ages 50-64	508	5.32	\$43,231	518	4.90	\$41,093	517	4.29	\$42,471	427	4.70	\$47,312	439	4.16	\$46,898
Ages 65+	1,121	5.76	\$40,469	1,198	5.86	\$42,090	1,193	5.65	\$44,894	948	5.46	\$45,246	1,071	5.24	\$46,968
TOTAL	1,808	5.45	\$40,726	1,912	5.40	\$41,495	1,924	5.14	\$43,893	1,590	4.96	\$44,711	1,703	4.75	\$46,333

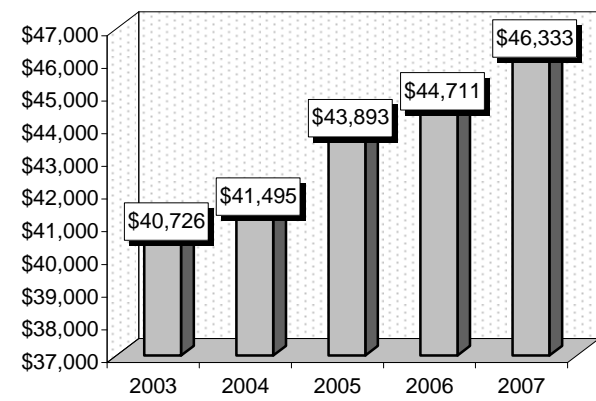
Patient Discharges



Average Length of Stay



Average Billed Charges



County / Hospital	2003			2004			2005			2006			2007		
	Cases	Avg LOS	Avg Bill	Cases	Avg LOS	Avg Bill	Cases	Avg LOS	Avg Bill	Cases	Avg LOS	Avg Bill	Cases	Avg LOS	Avg Bill
CLARK															
Desert Springs	172	6.15	\$48,581	182	6.74	\$43,453	114	6.38	\$44,803	102	6.53	\$47,976	94	5.04	\$45,207
Mountain View	95	6.36	\$38,710	79	7.77	\$56,819	69	6.19	\$53,567	93	4.60	\$43,270	79	4.81	\$54,287
North Vista	110	4.85	\$56,335	108	4.44	\$51,473	92	4.63	\$62,519	91	4.80	\$67,925	92	4.39	\$62,132
St. Rose-Rose de Lima	106	4.43	\$33,074	105	5.20	\$41,877	117	4.23	\$40,846	92	4.32	\$45,854	81	4.78	\$54,435
St. Rose-San Martin	0	0.00	\$0	0	0.00	\$0	0	0.00	\$0	3	7.33	\$81,045	28	4.25	\$40,981
St. Rose-Siena	93	5.78	\$37,325	91	5.84	\$41,960	106	5.04	\$48,823	77	5.53	\$51,136	96	3.77	\$43,298
Southern Hills	0	0.00	\$0	49	4.43	\$29,232	72	4.82	\$35,563	47	5.55	\$56,613	49	3.98	\$45,285
Spring Valley	28	4.54	\$30,109	131	5.25	\$46,462	165	5.05	\$50,815	151	3.93	\$47,324	189	4.67	\$51,790
Summerlin	187	5.80	\$54,934	147	4.70	\$41,887	165	5.43	\$53,553	70	5.21	\$54,645	87	4.77	\$55,124
Sunrise	166	6.48	\$45,265	134	6.57	\$51,507	118	6.30	\$55,708	114	5.69	\$56,856	99	6.19	\$64,114
UMC	121	7.73	\$48,910	93	6.62	\$44,010	107	6.25	\$47,934	80	8.50	\$66,619	98	6.38	\$64,990
Valley	146	6.01	\$53,904	183	6.36	\$56,351	129	5.93	\$52,457	103	5.95	\$57,376	108	5.31	\$58,138
TOTAL	1,224	5.96	\$47,079	1,302	5.88	\$46,970	1,254	5.47	\$50,048	1,023	5.41	\$53,618	1,100	4.94	\$54,333
WASHOE															
Carson Tahoe	148	3.13	\$27,119	134	2.54	\$24,862	142	3.73	\$32,040	74	3.64	\$32,649	94	3.95	\$35,434
Northern Nevada	59	4.34	\$38,592	56	3.57	\$24,836	31	4.00	\$32,641	45	3.40	\$27,242	32	4.63	\$32,490
Renown Regional	159	5.92	\$34,028	214	5.29	\$38,393	258	5.90	\$40,893	176	5.21	\$36,605	206	5.14	\$37,002
Renown S. Meadows	0	0.00	\$0	9	5.00	\$23,623	15	4.13	\$31,384	20	3.15	\$21,830	17	5.00	\$27,308
Saint Mary's	139	4.63	\$23,128	124	5.91	\$32,931	116	4.53	\$29,701	124	4.00	\$24,512	133	5.21	\$32,978
Sierra Surgery	0	0.00	\$0	0	0.00	\$0	0	0.00	\$0	0	0.00	\$0	0	0.00	\$0
TOTAL	505	4.56	\$29,536	537	4.56	\$32,094	562	4.92	\$35,637	439	4.32	\$30,889	482	4.89	\$34,944
RURAL															
Battle Mountain	0	0.00	\$0	0	0.00	\$0	1	7.00	\$9,811	0	0.00	\$0	0	0.00	\$0
Boulder City	22	3.00	\$10,184	18	2.89	\$11,520	15	4.13	\$13,897	14	4.07	\$10,934	10	2.60	\$8,555
Carson Valley	0	0.00	\$0	0	0.00	\$0	3	4.00	\$18,289	8	1.63	\$8,660	12	2.42	\$15,391
Churchill	16	5.69	\$25,443	17	2.65	\$13,629	20	2.85	\$12,963	23	3.65	\$17,063	15	2.80	\$13,321
Grover C. Dils	0	0.00	\$0	1	1.00	\$3,625	0	0.00	\$0	0	0.00	\$0	0	0.00	\$0
Humboldt	1	1.00	\$4,080	2	5.00	\$9,277	1	1.00	\$2,116	2	2.50	\$4,704	2	3.00	\$6,511
Incline Village	0	0.00	\$0	0	0.00	\$0	0	0.00	\$0	1	4.00	\$21,348	0	0.00	\$0
Mesa View	0	0.00	\$0	0	0.00	\$0	13	1.38	\$10,176	7	2.43	\$14,671	9	2.67	\$12,647
Mount Grant	2	1.50	\$4,856	1	7.00	\$30,710	2	2.00	\$6,008	2	8.00	\$21,767	2	1.00	\$2,757
Northeastern	25	2.76	\$14,573	23	2.65	\$15,497	45	2.20	\$20,847	66	3.59	\$28,087	63	2.54	\$25,856
Nye	7	2.86	\$7,820	11	3.45	\$9,126	2	3.00	\$14,131	1	2.00	\$11,791	3	2.00	\$9,906
Pershing	1	1.00	\$2,358	0	0.00	\$0	0	0.00	\$0	1	1.00	\$3,634	3	3.67	\$9,722
South Lyon	0	0.00	\$0	0	0.00	\$0	4	1.00	\$2,534	2	3.00	\$4,479	0	0.00	\$0
William Bee Ririe	5	1.20	\$5,107	0	0.00	\$0	2	1.00	\$2,963	1	1.00	\$10,155	2	1.00	\$3,015
TOTAL	79	3.25	\$13,821	73	2.93	\$12,997	108	2.52	\$15,382	128	3.46	\$20,938	121	2.55	\$18,977
ALL COUNTIES	1,808	5.45	\$40,726	1,912	5.40	\$41,495	1,924	5.14	\$43,893	1,590	4.96	\$44,711	1,703	4.75	\$46,333

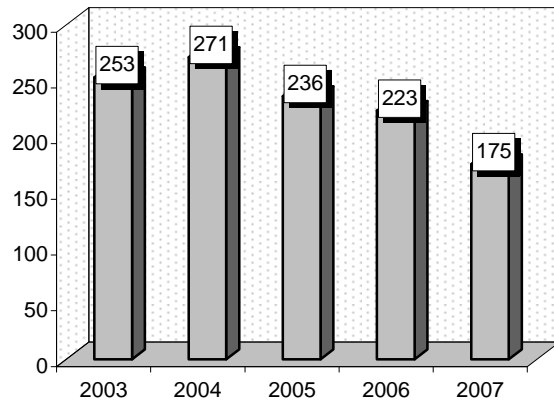
CIRCULATORY DISORDERS WITH ACUTE MYOCARDIAL INFARCTION, EXPIRED

Associated Diagnoses: Diagnoses that frequently accompanied circulatory disorders were: 1) Subendocardial infarction (4107), 2) Congestive heart failure (4280), 3) Coronary atherosclerosis of native coronary artery (41401), 4) Cardiac arrest (4275), 5) Hypertension (4019), 6) Arterial fibrillation (42731), 7) Diabetes mellitus (250).

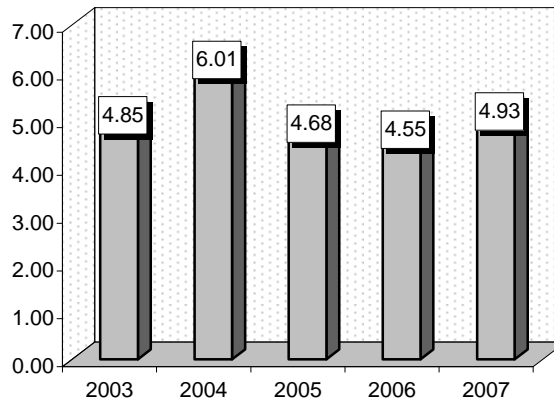
Definitions: **Subendocardial:** The layer of tissue just beneath the endocardium. **Endocardium:** A lining within the inner heart including the valves and bloodvessels. **Acute myocardial infarction:** (AKA heart attack) The early critical stage of necrosis of heart muscle tissue caused by a blockage of a coronary artery. **Necrosis:** Localized tissue death that occurs in groups of cells in response to disease or injury. **Coronary artery(s):** The heart has two main coronary arteries, the right and the left. The right coronary artery curves around the right side of the heart to supply blood to the front and back of that side. The left coronary artery supplies blood to the left side of the heart and has two distinct branches. Atherosclerosis is the most common reason for the blockage of blood vessels. Atherosclerosis occurs when fat and cholesterol build up on the inside walls of hardened arteries. This build-up blocks or narrows the artery and prevents blood and oxygen from reaching the heart muscle. **Atherosclerosis:** Clogging, hardening and narrow of the arteries and blood vessels. **Hypertension:** Elevated blood pressure persistently exceeding 140/90. Essential hypertension, the most common kind, has no single identifiable cause. **Fibrillation:** Abnormal uncontrolled rapid contraction of the fibers in the heart.

Gender	2003			2004			2005			2006			2007		
	Cases	Avg LOS	Avg Bill	Cases	Avg LOS	Avg Bill	Cases	Avg LOS	Avg Bill	Cases	Avg LOS	Avg Bill	Cases	Avg LOS	Avg Bill
Male	149	5.20	\$54,935	158	6.71	\$68,425	129	4.90	\$53,829	123	4.26	\$55,884	99	4.86	\$68,474
Female	104	4.36	\$45,129	113	5.04	\$53,460	107	4.41	\$52,548	100	4.90	\$59,463	76	5.03	\$57,294
Age Group	Cases	Avg LOS	Avg Bill	Cases	Avg LOS	Avg Bill	Cases	Avg LOS	Avg Bill	Cases	Avg LOS	Avg Bill	Cases	Avg LOS	Avg Bill
Ages 0-17	0	0.00	\$0	0	0.00	\$0	0	0.00	\$0	0	0.00	\$0	0	0.00	\$0
Ages 18-35	0	0.00	\$0	1	1.00	\$12,648	2	7.50	\$143,463	2	3.00	\$81,259	1	2.00	\$55,789
Ages 36-49	6	10.17	\$105,419	3	6.33	\$93,040	10	2.90	\$40,920	8	4.88	\$75,434	7	8.29	\$117,484
Ages 50-64	40	3.95	\$54,176	44	7.89	\$90,980	36	5.36	\$63,792	31	5.03	\$66,529	27	4.30	\$65,534
Ages 65+	207	4.87	\$48,692	223	5.66	\$56,311	188	4.61	\$50,926	182	4.47	\$54,899	140	4.91	\$60,612
TOTAL	253	4.85	\$50,904	271	6.01	\$62,185	236	4.68	\$53,248	223	4.55	\$57,489	175	4.93	\$63,618

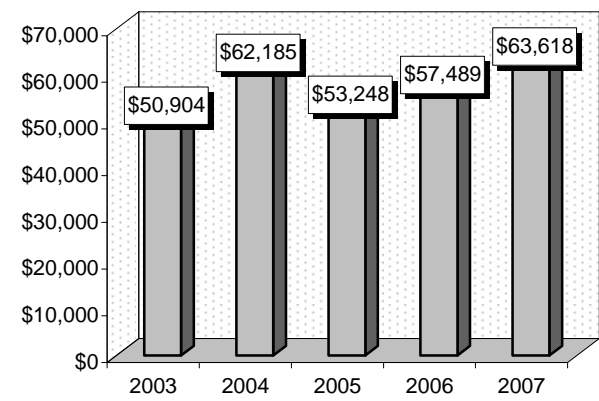
Patient Discharges



Average Length of Stay



Average Billed Charges



County / Hospital	2003			2004			2005			2006			2007		
	Cases	Avg LOS	Avg Bill	Cases	Avg LOS	Avg Bill	Cases	Avg LOS	Avg Bill	Cases	Avg LOS	Avg Bill	Cases	Avg LOS	Avg Bill
CLARK															
Desert Springs	41	4.34	\$53,989	31	6.32	\$63,696	19	4.74	\$53,308	23	6.26	\$74,777	13	3.92	\$58,154
Mountain View	9	4.00	\$51,669	32	8.00	\$94,575	17	8.29	\$95,382	18	4.50	\$53,921	9	8.44	\$130,169
North Vista	10	4.40	\$71,559	9	3.22	\$60,607	9	8.22	\$93,715	12	6.67	\$104,984	5	5.00	\$70,421
St. Rose-Rose de Lima	19	4.68	\$49,297	11	5.09	\$52,052	12	1.58	\$23,936	13	3.77	\$45,096	9	2.44	\$34,895
St. Rose-San Martin	0	0.00	\$0	0	0.00	\$0	0	0.00	\$0	0	0.00	\$0	2	5.50	\$40,253
St. Rose-Siena	17	2.94	\$30,211	15	6.67	\$67,892	18	4.11	\$54,346	9	3.33	\$33,798	9	2.33	\$39,324
Southern Hills	0	0.00	\$0	2	7.50	\$58,962	3	7.33	\$67,294	2	7.00	\$64,773	2	1.50	\$17,400
Spring Valley	1	4.00	\$49,585	16	7.13	\$74,890	9	5.22	\$57,250	9	6.44	\$85,449	8	8.00	\$106,158
Summerlin	16	3.94	\$50,552	8	6.00	\$53,429	16	3.56	\$44,093	12	6.83	\$118,312	10	4.90	\$82,944
Sunrise	31	7.90	\$90,938	26	4.88	\$52,764	24	4.71	\$53,727	23	5.39	\$76,502	19	5.42	\$78,902
UMC	7	5.57	\$49,391	10	13.60	\$108,283	16	4.25	\$51,480	12	4.75	\$70,286	8	8.75	\$141,817
Valley	20	4.95	\$50,314	31	6.90	\$81,158	30	5.77	\$75,345	21	2.52	\$43,856	22	3.50	\$45,141
TOTAL	171	4.95	\$57,742	191	6.76	\$72,521	173	5.08	\$60,921	154	5.01	\$69,370	116	4.93	\$72,141
WASHOE															
Carson Tahoe	14	2.43	\$16,735	9	4.11	\$44,642	9	3.56	\$38,883	12	3.83	\$28,547	10	3.30	\$40,856
Northern Nevada	7	6.14	\$59,150	6	4.00	\$40,248	5	4.20	\$35,885	3	4.00	\$40,615	2	4.50	\$42,329
Renown Regional	38	5.66	\$45,277	35	4.83	\$46,513	23	3.70	\$34,626	31	3.90	\$39,569	32	5.28	\$52,918
Renown S. Meadows	0	0.00	\$0	1	4.00	\$19,793	1	2.00	\$18,994	2	4.50	\$27,595	2	5.50	\$44,310
Saint Mary's	19	4.11	\$31,215	18	3.89	\$29,015	12	3.83	\$37,246	13	2.31	\$21,501	10	4.80	\$37,903
Sierra Surgery	0	0.00	\$0	0	0.00	\$0	0	0.00	\$0	0	0.00	\$0	0	0.00	\$0
TOTAL	78	4.74	\$37,974	69	4.41	\$40,772	50	3.72	\$35,834	61	3.57	\$33,209	56	4.82	\$47,397
RURAL															
Battle Mountain	1	1.00	\$1,054	0	0.00	\$0	0	0.00	\$0	0	0.00	\$0	0	0.00	\$0
Boulder City	1	1.00	\$5,103	1	1.00	\$4,664	2	5.50	\$23,395	3	5.00	\$16,487	1	3.00	\$7,870
Carson Valley	0	0.00	\$0	0	0.00	\$0	0	0.00	\$0	1	3.00	\$14,421	0	0.00	\$0
Churchill	0	0.00	\$0	4	3.00	\$17,495	4	4.00	\$26,439	0	0.00	\$0	0	0.00	\$0
Grover C. Dils	0	0.00	\$0	0	0.00	\$0	0	0.00	\$0	0	0.00	\$0	0	0.00	\$0
Humboldt	0	0.00	\$0	1	4.00	\$13,599	0	0.00	\$0	0	0.00	\$0	1	5.00	\$32,850
Incline Village	0	0.00	\$0	0	0.00	\$0	0	0.00	\$0	0	0.00	\$0	0	0.00	\$0
Mesa View	0	0.00	\$0	0	0.00	\$0	0	0.00	\$0	1	1.00	\$11,871	0	0.00	\$0
Mount Grant	0	0.00	\$0	0	0.00	\$0	0	0.00	\$0	0	0.00	\$0	0	0.00	\$0
Northeastern	1	1.00	\$10,467	2	5.50	\$41,248	5	2.20	\$14,804	2	2.00	\$14,300	1	13.00	\$69,909
Nye	1	8.00	\$26,331	2	1.50	\$3,479	0	0.00	\$0	1	1.00	\$6,897	0	0.00	\$0
Pershing	0	0.00	\$0	1	3.00	\$9,608	1	1.00	\$7,036	0	0.00	\$0	0	0.00	\$0
South Lyon	0	0.00	\$0	0	0.00	\$0	1	1.00	\$2,007	0	0.00	\$0	0	0.00	\$0
William Bee Ririe	0	0.00	\$0	0	0.00	\$0	0	0.00	\$0	0	0.00	\$0	0	0.00	\$0
TOTAL	4	2.75	\$10,738	11	3.09	\$17,027	13	3.08	\$18,124	8	3.00	\$13,906	3	7.00	\$36,876
ALL COUNTIES	253	4.85	\$50,904	271	6.01	\$62,185	236	4.68	\$53,248	223	4.55	\$57,489	175	4.93	\$63,618

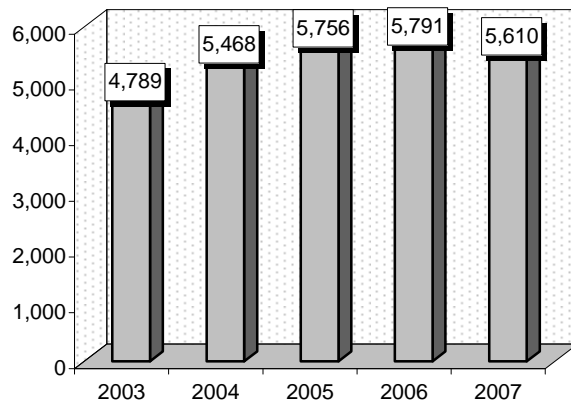
HEART FAILURE & SHOCK

Associated Diagnoses: Diagnoses that frequently accompanied heart failure and shock were: 1) Hypertension (4019), 2) Atrial fibrillation (42731), 3) Diabetes mellitus (25000), 4) Coronary atherosclerosis of native coronary artery (41401), 5) Hyperlipidemia (2724).

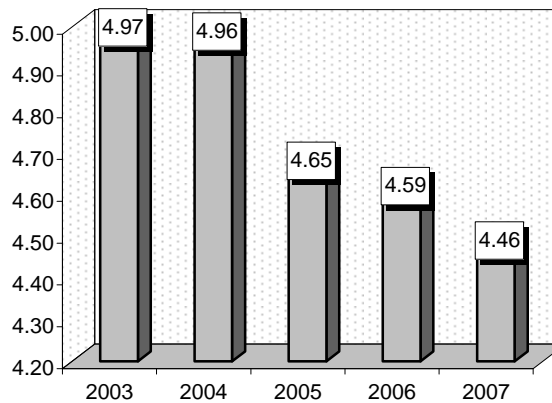
Definitions: **Hypertension:** Elevated blood pressure persistently exceeding 140/90. Essential hypertension, the most common kind, has no single identifiable cause. **Atrial fibrillation:** An irregular heart rhythm causing an incomplete emptying of blood from the atria. **Atria:** The two upper chambers of the heart. **Heart failure:** A condition in which the heart cannot pump enough blood to meet the requirements of the body tissues. Heart failure is closely associated with many forms of heart disease, most of which affect the left side of the heart. Clinicians divide heart failure into left-sided heart failure and right-sided heart failure. **Congestive heart failure:** impaired cardiac pumping, failure of the ventricles to eject blood efficiently results in volume overload. **Shock:** An abnormal condition of inadequate blood flow to the body's tissues, with life-threatening cellular dysfunction. **Hypertensive heart disease:** A late complication of hypertension (high blood pressure) that affects the heart. Hypertension increases the workload of the heart and over time, this can cause thickening of the heart muscle and the symptoms of hypertensive heart disease. As the heart continues to pump against elevated pressure in the blood vessels, the left ventricle becomes enlarged and the amount of blood pumped by the heart each minute goes down, and without treatment, symptoms of congestive heart failure may develop. **Atherosclerosis:** Clogging, hardening and narrow of the arteries and blood vessels. **Hyperlipidemia:** Elevated levels of lipids in the blood stream including cholesterol.

Gender	2003			2004			2005			2006			2007		
	Cases	Avg LOS	Avg Bill	Cases	Avg LOS	Avg Bill	Cases	Avg LOS	Avg Bill	Cases	Avg LOS	Avg Bill	Cases	Avg LOS	Avg Bill
Male	2,558	4.98	\$27,853	2,873	4.87	\$27,597	3,107	4.49	\$28,254	3,097	4.55	\$29,945	3,174	4.42	\$32,606
Female	2,231	4.96	\$26,928	2,595	5.05	\$28,213	2,649	4.83	\$29,003	2,694	4.63	\$29,844	2,436	4.50	\$32,824
Age Group	Cases	Avg LOS	Avg Bill	Cases	Avg LOS	Avg Bill	Cases	Avg LOS	Avg Bill	Cases	Avg LOS	Avg Bill	Cases	Avg LOS	Avg Bill
Ages 0-17	5	3.40	\$32,622	7	5.57	\$48,036	14	4.21	\$27,810	6	3.67	\$24,047	9	6.33	\$77,562
Ages 18-35	76	4.82	\$25,000	78	4.13	\$20,948	92	4.52	\$25,204	107	4.08	\$26,067	126	3.91	\$32,256
Ages 36-49	367	4.46	\$24,687	452	4.43	\$26,387	532	4.36	\$26,942	477	4.46	\$28,489	542	4.31	\$32,557
Ages 50-64	1,060	5.15	\$28,925	1,201	5.27	\$30,025	1,195	4.82	\$31,114	1,311	4.66	\$31,163	1,202	4.59	\$34,859
Ages 65+	3,281	4.98	\$27,291	3,730	4.94	\$27,491	3,923	4.64	\$28,140	3,890	4.59	\$29,759	3,731	4.45	\$31,932
TOTAL	4,789	4.97	\$27,422	5,468	4.96	\$27,889	5,756	4.65	\$28,599	5,791	4.59	\$29,898	5,610	4.46	\$32,700

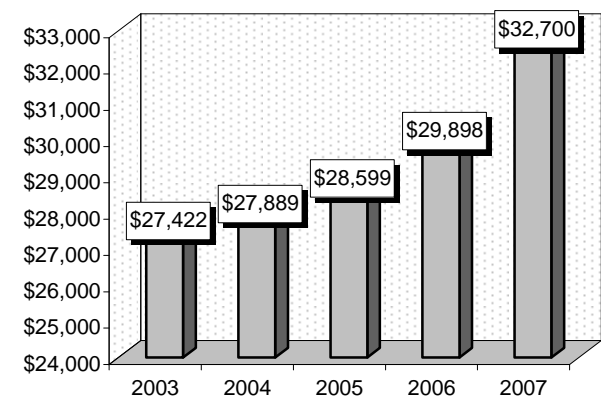
Patient Discharges



Average Length of Stay



Average Billed Charges



County / Hospital	2003			2004			2005			2006			2007		
	Cases	Avg LOS	Avg Bill	Cases	Avg LOS	Avg Bill	Cases	Avg LOS	Avg Bill	Cases	Avg LOS	Avg Bill	Cases	Avg LOS	Avg Bill
CLARK															
Desert Springs	453	4.61	\$29,663	475	5.02	\$27,945	467	4.93	\$32,054	486	4.81	\$32,013	489	4.80	\$34,578
Mountain View	387	5.35	\$29,681	476	5.30	\$31,003	454	4.65	\$28,984	511	5.15	\$34,650	489	4.98	\$38,560
North Vista	252	6.00	\$46,226	305	5.22	\$39,241	312	5.07	\$39,027	277	4.58	\$37,425	311	4.85	\$41,790
St. Rose-Rose de Lima	255	5.10	\$26,277	269	4.65	\$27,126	252	3.99	\$26,173	265	3.91	\$29,709	218	3.76	\$31,510
St. Rose-San Martin	0	0.00	\$0	0	0.00	\$0	0	0.00	\$0	10	4.10	\$29,690	91	3.96	\$32,814
St. Rose-Siena	202	4.93	\$25,271	303	4.72	\$26,635	289	4.78	\$30,215	393	4.17	\$30,602	352	4.00	\$31,315
Southern Hills	0	0.00	\$0	118	5.52	\$29,434	156	5.46	\$30,924	155	5.12	\$32,992	115	5.62	\$40,964
Spring Valley	43	3.84	\$23,802	219	4.54	\$28,424	325	4.41	\$31,133	272	4.02	\$29,802	260	4.44	\$37,119
Summerlin	327	4.57	\$31,009	276	4.64	\$32,041	311	5.02	\$35,802	286	5.20	\$37,493	299	4.71	\$40,704
Sunrise	558	5.70	\$35,542	536	5.92	\$39,633	570	5.12	\$36,467	583	5.04	\$39,655	464	4.97	\$41,402
UMC	595	5.30	\$22,336	711	5.28	\$24,759	672	5.03	\$26,713	543	5.01	\$25,795	643	4.26	\$31,185
Valley	418	5.50	\$39,012	387	5.64	\$34,975	411	5.32	\$37,520	501	4.91	\$36,560	458	4.73	\$39,342
TOTAL	3,490	5.23	\$31,224	4,075	5.21	\$30,992	4,219	4.91	\$32,204	4,282	4.78	\$33,445	4,189	4.61	\$36,632
WASHOE															
Carson Tahoe	257	3.64	\$15,896	229	3.16	\$15,300	265	3.50	\$17,612	257	3.37	\$20,242	291	3.53	\$22,028
Northern Nevada	73	4.27	\$24,651	65	3.69	\$21,509	81	3.94	\$25,056	130	3.39	\$22,058	101	4.16	\$30,105
Renown Regional	443	4.77	\$21,160	485	4.74	\$24,525	429	4.52	\$24,030	405	4.67	\$23,772	353	4.27	\$24,859
Renown S. Meadows	0	0.00	\$0	46	3.91	\$18,989	67	3.16	\$18,060	93	4.03	\$21,313	70	4.20	\$23,015
Saint Mary's	221	5.03	\$18,639	255	5.30	\$20,161	293	4.41	\$19,982	280	4.66	\$20,623	266	4.29	\$19,858
Sierra Surgery	0	0.00	\$0	0	0.00	\$0	0	0.00	\$0	0	0.00	\$0	0	0.00	\$0
TOTAL	994	4.50	\$19,495	1,080	4.44	\$21,121	1,135	4.13	\$21,207	1,165	4.19	\$21,849	1,081	4.06	\$23,237
RURAL															
Battle Mountain	6	2.67	\$3,350	4	2.50	\$5,524	16	2.81	\$5,262	3	3.33	\$4,584	0	0.00	\$0
Boulder City	52	4.40	\$11,400	52	4.37	\$10,425	55	3.73	\$11,203	41	3.54	\$9,130	30	4.73	\$9,999
Carson Valley	0	0.00	\$0	0	0.00	\$0	15	4.20	\$17,358	33	4.15	\$17,038	32	3.66	\$20,617
Churchill	58	3.84	\$13,301	72	3.76	\$16,266	51	4.12	\$16,272	48	3.52	\$14,975	58	4.79	\$19,627
Grover C. Dils	15	4.93	\$4,737	12	3.58	\$5,900	15	4.20	\$6,692	11	2.64	\$5,693	8	4.38	\$6,578
Humboldt	7	2.86	\$4,564	10	3.40	\$6,027	9	3.56	\$7,110	7	2.71	\$9,210	8	4.25	\$8,631
Incline Village	0	0.00	\$0	2	1.00	\$5,262	1	1.00	\$7,383	3	2.00	\$11,938	2	3.50	\$16,385
Mesa View	0	0.00	\$0	0	0.00	\$0	47	2.17	\$9,372	36	2.33	\$11,633	34	2.38	\$11,759
Mount Grant	24	3.00	\$8,006	22	4.18	\$11,916	13	3.31	\$8,283	23	3.96	\$10,359	24	5.50	\$12,424
Northeastern	45	3.29	\$12,843	47	3.26	\$13,669	65	3.74	\$17,803	70	4.16	\$18,788	61	3.38	\$18,532
Nye	22	2.36	\$5,779	19	1.95	\$7,099	30	2.40	\$10,431	8	1.88	\$7,926	20	2.40	\$9,706
Pershing	5	3.00	\$7,034	1	3.00	\$5,726	8	2.63	\$8,782	9	4.11	\$11,481	12	5.17	\$17,008
South Lyon	21	2.81	\$5,350	37	3.03	\$5,130	39	2.92	\$4,734	18	3.56	\$5,249	26	3.62	\$5,828
William Bee Ririe	50	3.34	\$8,888	35	2.97	\$8,123	38	3.50	\$11,609	34	3.65	\$11,971	25	2.88	\$9,837
TOTAL	305	3.52	\$9,759	313	3.48	\$10,851	402	3.35	\$11,634	344	3.55	\$13,001	340	3.85	\$14,343
ALL COUNTIES	4,789	4.97	\$27,422	5,468	4.96	\$27,889	5,756	4.65	\$28,599	5,791	4.59	\$29,898	5,610	4.46	\$32,700

CARDIAC ARREST, UNEXPLAINED

Associated Diagnoses: Diagnoses that frequently accompanied cardiac arrest were: 1) Hypertension (4019), 2) Congestive heart failure (4280), 3) Acute respiratory failure (51881), 4) Axonic brain damage (3481), 5) Diabetes mellitus (25000), 6) Acidosis (2762), 7) Hypotension (458).

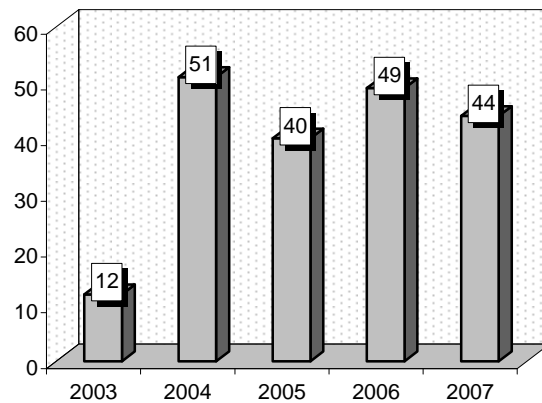
Definitions: Hypertension: Elevated blood pressure persistently exceeding 140/90. Essential hypertension, the most common kind, has no single identifiable cause.

Acidosis: Excessive acidity of body fluids due to accumulation of acids as may happen in diabetes or kidney disease. **Axonic:** Pertaining to the arm of a nerve cell that normally transmits outgoing signals from one cell body to another. **Diabetes Mellitus:** High blood sugar resulting from low levels of insulin or insulin resistance.

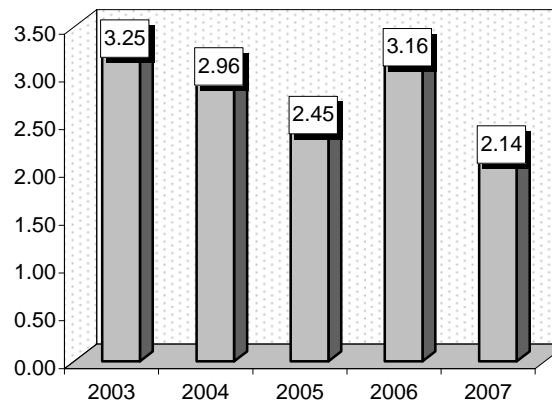
Hypopotassemia: Disorder of fluid, electrolyte, and acid-base balance. **Heart failure:** A condition in which the heart cannot pump enough blood to meet the requirements of the body tissues. Heart failure is closely associated with many forms of heart disease, most of which affect the left side of the heart. Clinicians divide heart failure into left-sided heart failure and right-sided heart failure. **Congestive heart failure:** Impaired cardiac pumping, failure of the ventricles to eject blood efficiently results in volume overload. **Shock:** An abnormal condition of inadequate blood flow to the body's tissues, with life-threatening cellular dysfunction. **Atherosclerosis:** Clogging, hardening and narrow of the arteries and blood vessels. **Hypotension:** Blood pressure below normal.

Gender	2003			2004			2005			2006			2007		
	Cases	Avg LOS	Avg Bill	Cases	Avg LOS	Avg Bill	Cases	Avg LOS	Avg Bill	Cases	Avg LOS	Avg Bill	Cases	Avg LOS	Avg Bill
Male	8	1.63	\$25,073	27	2.93	\$37,768	24	1.75	\$28,655	23	3.17	\$46,708	26	1.77	\$28,538
Female	4	6.50	\$77,515	24	3.00	\$32,408	16	3.50	\$49,328	26	3.15	\$36,340	18	2.67	\$34,711
Age Group	Cases	Avg LOS	Avg Bill	Cases	Avg LOS	Avg Bill	Cases	Avg LOS	Avg Bill	Cases	Avg LOS	Avg Bill	Cases	Avg LOS	Avg Bill
Ages 0-17	0	0.00	\$0	1	6.00	\$64,345	1	3.00	\$46,304	2	1.00	\$19,172	3	1.67	\$47,360
Ages 18-35	1	1.00	\$13,298	0	0.00	\$0	1	1.00	\$33,365	3	5.67	\$125,904	3	2.00	\$41,808
Ages 36-49	1	1.00	\$32,062	4	1.50	\$29,021	7	2.57	\$33,347	1	1.00	\$18,881	3	1.33	\$27,134
Ages 50-64	1	1.00	\$27,656	19	3.26	\$40,660	10	4.50	\$72,379	13	2.62	\$33,125	8	2.13	\$36,147
Ages 65+	9	4.00	\$48,625	27	2.85	\$31,280	21	1.48	\$20,957	30	3.37	\$38,452	27	2.30	\$26,989
TOTAL	12	3.25	\$42,553	51	2.96	\$35,246	40	2.45	\$36,924	49	3.16	\$41,206	44	2.14	\$31,063

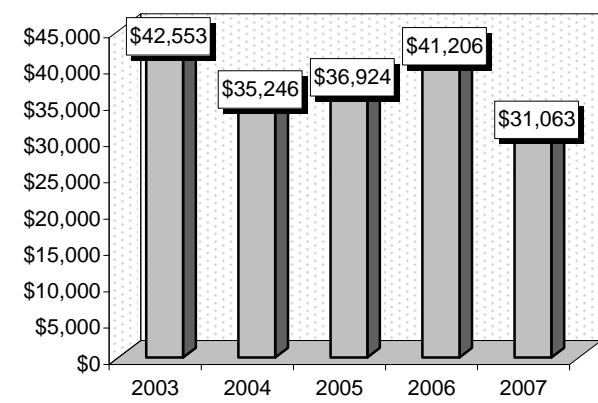
Patient Discharges



Average Length of Stay



Average Billed Charges



County / Hospital	2003			2004			2005			2006			2007		
	Cases	Avg LOS	Avg Bill	Cases	Avg LOS	Avg Bill	Cases	Avg LOS	Avg Bill	Cases	Avg LOS	Avg Bill	Cases	Avg LOS	Avg Bill
CLARK															
Desert Springs	2	2.50	\$34,691	8	5.00	\$52,073	6	2.17	\$26,870	10	1.40	\$23,160	2	4.00	\$20,422
Mountain View	1	17.00	\$181,991	3	2.00	\$32,585	2	6.50	\$90,434	7	3.29	\$42,058	6	3.00	\$48,529
North Vista	0	0.00	\$0	5	1.40	\$27,729	2	1.00	\$28,377	1	1.00	\$23,397	0	0.00	\$0
St. Rose-Rose de Lima	0	0.00	\$0	4	1.50	\$24,667	1	1.00	\$32,630	1	1.00	\$19,496	6	1.50	\$37,175
St. Rose-San Martin	0	0.00	\$0	0	0.00	\$0	0	0.00	\$0	0	0.00	\$0	0	0.00	\$0
St. Rose-Siena	0	0.00	\$0	4	6.00	\$61,770	1	1.00	\$19,086	2	7.50	\$64,801	5	1.00	\$20,899
Southern Hills	0	0.00	\$0	0	0.00	\$0	0	0.00	\$0	0	0.00	\$0	0	0.00	\$0
Spring Valley	1	1.00	\$13,298	0	0.00	\$0	1	2.00	\$38,039	1	1.00	\$1,847	2	1.00	\$23,791
Summerlin	0	0.00	\$0	1	1.00	\$19,063	5	5.20	\$85,795	2	6.50	\$77,444	4	1.00	\$26,330
Sunrise	2	1.00	\$28,643	11	2.36	\$27,688	7	2.29	\$35,671	2	8.00	\$190,308	3	1.00	\$32,602
UMC	0	0.00	\$0	2	6.00	\$37,886	0	0.00	\$0	3	1.00	\$12,400	3	2.00	\$29,333
Valley	1	2.00	\$57,094	2	1.00	\$26,833	2	1.00	\$17,756	8	4.63	\$49,077	2	3.00	\$42,517
TOTAL	7	3.86	\$54,150	40	3.10	\$36,295	27	2.81	\$44,547	37	3.35	\$45,018	33	1.85	\$32,827
WASHOE															
Carson Tahoe	0	0.00	\$0	0	0.00	\$0	0	0.00	\$0	4	4.75	\$55,540	0	0.00	\$0
Northern Nevada	0	0.00	\$0	0	0.00	\$0	3	1.67	\$22,815	0	0.00	\$0	1	4.00	\$27,202
Renown Regional	2	3.50	\$44,088	9	2.67	\$34,281	2	2.50	\$43,370	2	1.00	\$19,974	4	2.00	\$36,515
Renown S. Meadows	0	0.00	\$0	0	0.00	\$0	1	1.00	\$21,144	0	0.00	\$0	1	1.00	\$21,185
Saint Mary's	2	2.00	\$21,373	1	1.00	\$23,354	0	0.00	\$0	3	1.33	\$17,309	0	0.00	\$0
Sierra Surgery	0	0.00	\$0	0	0.00	\$0	0	0.00	\$0	0	0.00	\$0	0	0.00	\$0
TOTAL	4	2.75	\$32,730	10	2.50	\$33,189	6	1.83	\$29,388	9	2.78	\$34,893	6	2.17	\$32,408
RURAL															
Battle Mountain	0	0.00	\$0	0	0.00	\$0	0	0.00	\$0	0	0.00	\$0	0	0.00	\$0
Boulder City	0	0.00	\$0	0	0.00	\$0	1	1.00	\$4,889	0	0.00	\$0	0	0.00	\$0
Carson Valley	0	0.00	\$0	0	0.00	\$0	0	0.00	\$0	0	0.00	\$0	0	0.00	\$0
Churchill	0	0.00	\$0	1	2.00	\$13,844	2	3.00	\$30,581	0	0.00	\$0	0	0.00	\$0
Grover C. Dils	0	0.00	\$0	0	0.00	\$0	0	0.00	\$0	0	0.00	\$0	0	0.00	\$0
Humboldt	0	0.00	\$0	0	0.00	\$0	0	0.00	\$0	0	0.00	\$0	0	0.00	\$0
Incline Village	0	0.00	\$0	0	0.00	\$0	0	0.00	\$0	0	0.00	\$0	0	0.00	\$0
Mesa View	0	0.00	\$0	0	0.00	\$0	1	1.00	\$6,543	0	0.00	\$0	0	0.00	\$0
Mount Grant	0	0.00	\$0	0	0.00	\$0	0	0.00	\$0	0	0.00	\$0	0	0.00	\$0
Northeastern	0	0.00	\$0	0	0.00	\$0	2	1.00	\$8,840	2	1.50	\$14,912	1	1.00	\$15,620
Nye	1	1.00	\$672	0	0.00	\$0	1	1.00	\$7,602	0	0.00	\$0	1	2.00	\$11,136
Pershing	0	0.00	\$0	0	0.00	\$0	0	0.00	\$0	0	0.00	\$0	0	0.00	\$0
South Lyon	0	0.00	\$0	0	0.00	\$0	0	0.00	\$0	0	0.00	\$0	0	0.00	\$0
William Bee Ririe	0	0.00	\$0	0	0.00	\$0	0	0.00	\$0	1	3.00	\$9,597	3	5.67	\$20,764
TOTAL	1	1.00	\$672	1	2.00	\$13,844	7	1.57	\$13,982	3	2.00	\$13,140	5	4.00	\$17,809
ALL COUNTIES	12	3.25	\$42,553	51	2.96	\$35,246	40	2.45	\$36,924	49	3.16	\$41,206	44	2.14	\$31,063

PERIPHERAL VASCULAR DISORDERS

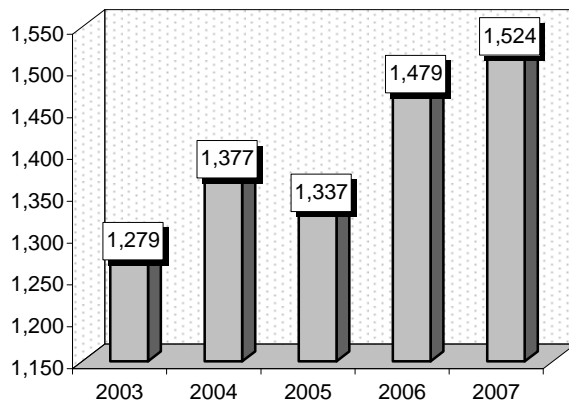
Associated Diagnoses: Diagnoses that frequently accompanied peripheral vascular disorders were: 1) Hypertension (4019), 2) Venous embolism and thrombosis of deep vessels of proximal lower extremity such as femoral, thigh, or upper leg (45341), 3) Tobacco use disorder (3051), 4) Chronic airway obstruction (496), 5) Other and unspecified hyperlipidemia (2724), 6) Atrial fibrillation (42731).

Definitions: **Hypertension:** Elevated blood pressure persistently exceeding 140/90. Essential hypertension, the most common kind, has no single identifiable cause. **Embolism:** A sudden blocking of an artery by a clot (embolus) or foreign object such as a blood clot, gas bubble, cholesterol, fat or tissue. The blockage can cause damage down stream from lack of oxygen or nutrients to a body tissue. **Thrombosis:** The presence or formation of a blood clot within a blood vessel. **Hyperlipidemia:** Elevated levels of lipids in the blood stream including cholesterol. **Fibrillation:** Abnormal uncontrolled rapid contraction of the fibers in the heart

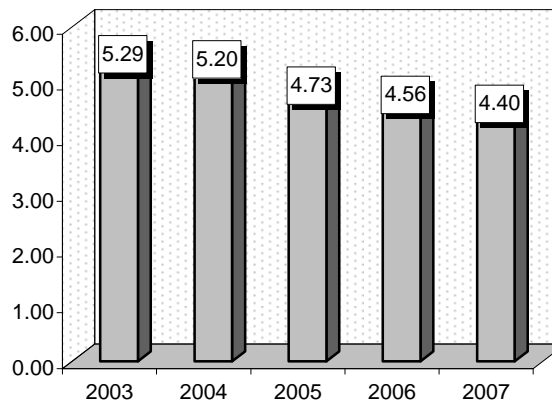
Comments: This page largely pertains to vascular disorders peripheral to the heart.

Gender	2003			2004			2005			2006			2007		
	Cases	Avg LOS	Avg Bill	Cases	Avg LOS	Avg Bill	Cases	Avg LOS	Avg Bill	Cases	Avg LOS	Avg Bill	Cases	Avg LOS	Avg Bill
Male	669	5.37	\$22,646	718	5.22	\$23,333	686	4.72	\$23,575	791	4.25	\$23,893	829	4.34	\$27,460
Female	610	5.20	\$22,475	659	5.18	\$22,453	651	4.73	\$22,544	688	4.91	\$25,471	695	4.46	\$26,376
Age Group	Cases	Avg LOS	Avg Bill	Cases	Avg LOS	Avg Bill	Cases	Avg LOS	Avg Bill	Cases	Avg LOS	Avg Bill	Cases	Avg LOS	Avg Bill
Ages 0-17	6	3.17	\$10,434	12	5.00	\$19,602	8	4.50	\$24,115	11	5.09	\$18,874	7	2.14	\$17,239
Ages 18-35	98	4.36	\$16,091	111	4.44	\$15,918	90	4.46	\$20,001	106	4.55	\$20,961	108	4.33	\$22,885
Ages 36-49	228	5.68	\$19,971	225	5.07	\$22,084	244	4.53	\$22,209	278	4.62	\$22,912	270	4.24	\$26,101
Ages 50-64	367	5.43	\$21,945	371	6.35	\$27,403	368	4.89	\$22,730	413	4.70	\$26,048	417	4.68	\$27,310
Ages 65+	580	5.22	\$25,195	658	4.73	\$21,903	627	4.75	\$24,038	671	4.44	\$25,135	722	4.32	\$27,795
TOTAL	1,279	5.29	\$22,564	1,377	5.20	\$22,912	1,337	4.73	\$23,073	1,479	4.56	\$24,627	1,524	4.40	\$26,966

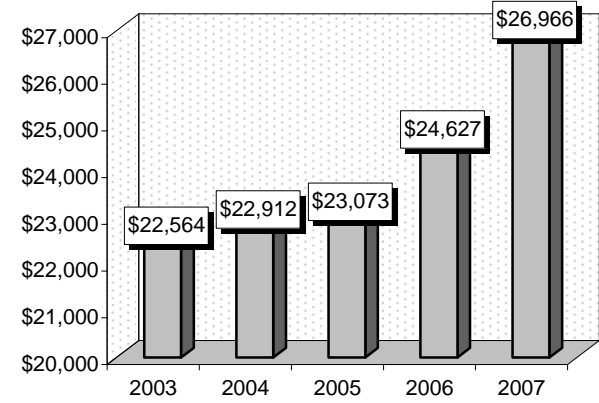
Patient Discharges



Average Length of Stay



Average Billed Charges



County / Hospital	2003			2004			2005			2006			2007		
	Cases	Avg LOS	Avg Bill	Cases	Avg LOS	Avg Bill	Cases	Avg LOS	Avg Bill	Cases	Avg LOS	Avg Bill	Cases	Avg LOS	Avg Bill
CLARK															
Desert Springs	93	4.60	\$30,035	98	4.24	\$18,677	116	4.62	\$27,493	126	4.51	\$24,486	121	3.98	\$27,690
Mountain View	100	4.64	\$21,861	113	5.06	\$26,055	85	3.91	\$20,178	88	4.19	\$26,749	121	4.26	\$28,581
North Vista	28	5.43	\$32,140	45	5.89	\$28,609	40	5.97	\$32,659	49	7.06	\$40,760	35	4.66	\$33,506
St. Rose-Rose de Lima	50	4.76	\$18,093	49	5.16	\$24,267	46	3.89	\$21,930	48	3.81	\$23,258	37	4.03	\$29,161
St. Rose-San Martin	0	0.00	\$0	0	0.00	\$0	0	0.00	\$0	4	2.75	\$13,986	29	3.55	\$21,016
St. Rose-Siena	63	4.67	\$20,832	87	3.98	\$19,761	94	4.12	\$20,716	116	3.71	\$21,338	92	4.25	\$31,173
Southern Hills	0	0.00	\$0	18	5.50	\$23,195	33	4.48	\$19,563	42	4.38	\$26,153	24	4.29	\$29,969
Spring Valley	2	7.00	\$25,404	31	5.13	\$23,660	57	3.86	\$25,129	45	3.31	\$19,667	64	4.83	\$34,606
Summerlin	92	5.10	\$28,350	92	5.50	\$31,433	73	4.79	\$25,363	83	3.33	\$21,435	102	4.36	\$33,721
Sunrise	194	5.10	\$23,841	188	5.49	\$29,357	183	5.14	\$28,580	172	5.30	\$35,691	140	4.64	\$31,805
UMC	154	8.86	\$28,211	145	8.65	\$29,272	141	5.99	\$25,500	148	5.57	\$25,275	182	5.83	\$34,789
Valley	110	4.79	\$26,219	107	5.07	\$23,701	96	5.81	\$28,860	118	5.21	\$32,743	141	4.04	\$26,245
TOTAL	886	5.58	\$25,518	973	5.60	\$26,015	964	4.91	\$25,614	1,039	4.68	\$27,517	1,088	4.54	\$30,695
WASHOE															
Carson Tahoe	49	3.51	\$13,809	38	3.08	\$14,796	42	3.17	\$13,102	65	3.72	\$20,729	62	3.45	\$20,730
Northern Nevada	22	5.68	\$21,062	19	2.89	\$11,849	21	4.19	\$19,295	27	3.67	\$15,894	28	3.39	\$17,749
Renown Regional	166	5.36	\$20,698	166	4.64	\$19,835	148	4.71	\$20,878	150	4.75	\$20,980	134	4.15	\$20,410
Renown S. Meadows	0	0.00	\$0	10	3.40	\$11,887	12	3.25	\$12,512	33	3.42	\$13,608	32	3.00	\$12,930
Saint Mary's	73	4.64	\$14,415	92	4.52	\$14,601	69	4.87	\$17,325	82	4.37	\$18,279	97	4.73	\$18,340
Sierra Surgery	0	0.00	\$0	0	0.00	\$0	0	0.00	\$0	0	0.00	\$0	0	0.00	\$0
TOTAL	310	4.92	\$18,155	325	4.29	\$17,053	292	4.43	\$18,463	357	4.27	\$19,248	353	4.02	\$19,008
RURAL															
Battle Mountain	1	3.00	\$2,947	0	0.00	\$0	0	0.00	\$0	1	3.00	\$1,696	2	2.50	\$3,846
Boulder City	10	2.80	\$6,243	18	4.22	\$6,393	12	3.58	\$8,934	9	4.67	\$5,855	9	4.78	\$6,802
Carson Valley	0	0.00	\$0	0	0.00	\$0	5	3.20	\$8,561	12	4.92	\$15,340	17	3.71	\$14,385
Churchill	17	4.82	\$11,524	20	4.80	\$12,655	23	3.30	\$9,587	19	4.68	\$12,401	24	4.71	\$14,316
Grover C. Dils	0	0.00	\$0	2	3.50	\$3,516	1	4.00	\$10,017	2	4.00	\$5,581	1	4.00	\$4,585
Humboldt	8	3.50	\$3,766	4	6.25	\$7,318	6	5.83	\$11,448	7	4.43	\$6,142	3	4.67	\$6,988
Incline Village	0	0.00	\$0	1	4.00	\$6,167	0	0.00	\$0	0	0.00	\$0	1	5.00	\$16,839
Mesa View	0	0.00	\$0	0	0.00	\$0	7	3.29	\$10,992	6	2.67	\$9,789	0	0.00	\$0
Mount Grant	5	3.80	\$5,614	5	3.40	\$4,353	5	6.60	\$12,902	2	5.50	\$6,557	2	4.00	\$8,279
Northeastern	18	3.61	\$10,049	15	3.93	\$12,927	8	3.00	\$9,653	18	3.94	\$16,135	8	4.13	\$16,794
Nye	15	2.67	\$3,900	7	2.29	\$4,661	6	2.17	\$9,558	4	3.25	\$11,790	4	3.50	\$7,971
Pershing	0	0.00	\$0	0	0.00	\$0	2	6.50	\$7,630	2	1.50	\$3,092	2	3.00	\$7,299
South Lyon	6	3.17	\$3,760	3	1.67	\$2,126	3	1.33	\$2,095	0	0.00	\$0	3	4.33	\$6,705
William Bee Ririe	3	4.67	\$13,814	4	4.00	\$7,312	3	3.00	\$6,133	1	4.00	\$17,645	7	3.00	\$10,372
TOTAL	83	3.59	\$7,504	79	4.06	\$8,792	81	3.62	\$9,447	83	4.22	\$11,584	83	4.12	\$11,922
ALL COUNTIES	1,279	5.29	\$22,564	1,377	5.20	\$22,912	1,337	4.73	\$23,073	1,479	4.56	\$24,627	1,524	4.40	\$26,966

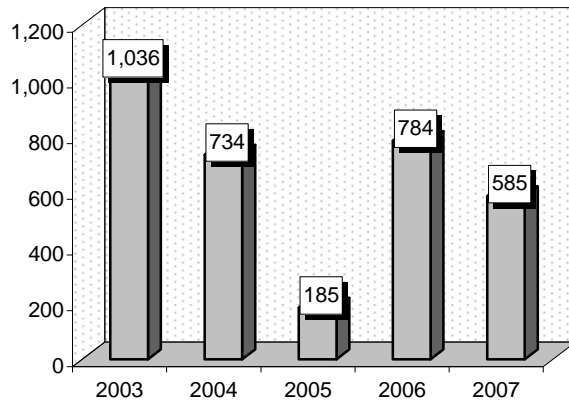
ATHEROSCLEROSIS

Associated Diagnoses: Diagnoses that frequently accompanied atherosclerosis were: 1) Hypertension (4019), 2) Intermediate coronary syndrome (4111), 3) Old myocardial infarction (412), 4) Tobacco use disorder (3051), 5) Congestive heart failure (4280), 6) Other and unspecified hyperlipidemia (2724), 7) Esophageal reflux (53081).

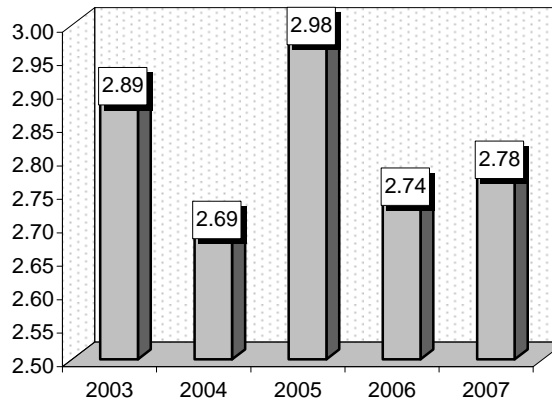
Definitions:
Hypertension: Elevated blood pressure persistently exceeding 140/90. Essential hypertension, the most common kind, has no single identifiable cause.
Myocardial infarction: (Heart Attack) A heart attack occurs when the blood supply to part of the heart is cut off.
Necrosis: Tissue death of a region of the myocardium caused by an interruption in the supply of blood to the heart, usually as a result of occlusion of a coronary artery.
Myocardium: The middle and thickest of the three layers making up the wall of the heart.
Embolism: A sudden blocking of an artery by a clot (embolus) or foreign object such as a blood clot, gas bubble, cholesterol, fat or tissue. The blockage can cause damage down stream from lack of oxygen or nutrients to a body tissue.
Thrombosis: The presence or formation of a blood clot within a blood vessel.
Hyperlipidemia: Elevated levels of lipids in the blood stream including cholesterol.
Fibrillation: Abnormal uncontrolled rapid contraction of the fibers in the heart.
Atherosclerosis: Clogging, hardening and narrow of the arteries and blood vessels.

	2003			2004			2005			2006			2007		
Gender	Cases	Avg LOS	Avg Bill	Cases	Avg LOS	Avg Bill	Cases	Avg LOS	Avg Bill	Cases	Avg LOS	Avg Bill	Cases	Avg LOS	Avg Bill
Male	627	2.86	\$17,789	417	2.59	\$16,727	119	2.94	\$22,447	500	2.73	\$21,385	351	2.78	\$22,997
Female	409	2.92	\$19,643	317	2.82	\$17,517	66	3.05	\$20,054	284	2.76	\$20,441	234	2.77	\$22,923
Age Group	Cases	Avg LOS	Avg Bill	Cases	Avg LOS	Avg Bill	Cases	Avg LOS	Avg Bill	Cases	Avg LOS	Avg Bill	Cases	Avg LOS	Avg Bill
Ages 0-17	0	0.00	\$0	0	0.00	\$0	0	0.00	\$0	0	0.00	\$0	0	0.00	\$0
Ages 18-35	8	2.13	\$12,445	3	2.67	\$13,928	1	2.00	\$19,093	5	1.00	\$11,776	6	1.67	\$10,040
Ages 36-49	123	2.38	\$18,274	81	1.96	\$14,740	17	1.94	\$13,161	99	2.68	\$21,725	55	2.69	\$21,377
Ages 50-64	330	2.64	\$17,198	266	2.63	\$17,632	65	3.09	\$22,133	280	2.72	\$21,543	213	2.88	\$24,870
Ages 65+	575	3.14	\$19,417	384	2.88	\$17,194	102	3.09	\$22,679	400	2.80	\$20,639	311	2.74	\$22,195
TOTAL	1,036	2.89	\$18,521	734	2.69	\$17,068	185	2.98	\$21,593	784	2.74	\$21,043	585	2.78	\$22,968

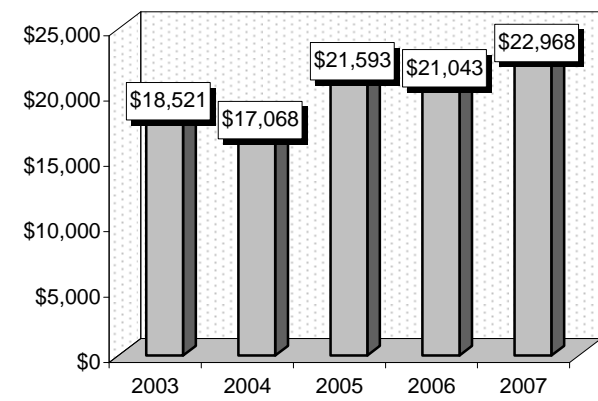
Patient Discharges



Average Length of Stay



Average Billed Charges



County / Hospital	2003			2004			2005			2006			2007		
	Cases	Avg LOS	Avg Bill	Cases	Avg LOS	Avg Bill	Cases	Avg LOS	Avg Bill	Cases	Avg LOS	Avg Bill	Cases	Avg LOS	Avg Bill
CLARK															
Desert Springs	115	2.12	\$14,775	83	3.24	\$18,133	13	4.00	\$29,386	82	2.96	\$23,754	56	3.30	\$27,553
Mountain View	115	2.37	\$13,228	57	2.23	\$14,974	14	2.86	\$17,975	59	2.44	\$17,685	36	2.39	\$20,286
North Vista	39	2.90	\$26,386	29	2.59	\$21,254	3	2.00	\$21,064	24	2.54	\$22,513	16	3.81	\$24,358
St. Rose-Rose de Lima	93	2.67	\$14,466	60	2.50	\$15,317	11	2.18	\$25,654	46	1.98	\$18,473	39	2.26	\$21,635
St. Rose-San Martin	0	0.00	\$0	0	0.00	\$0	0	0.00	\$0	1	2.00	\$23,749	15	3.27	\$27,894
St. Rose-Siena	79	2.32	\$13,519	49	2.41	\$16,011	14	2.71	\$26,138	40	2.33	\$19,467	43	2.51	\$25,566
Southern Hills	0	0.00	\$0	18	3.39	\$16,514	8	2.50	\$24,790	12	2.08	\$20,295	10	2.50	\$16,423
Spring Valley	6	3.17	\$17,316	25	2.96	\$18,168	5	3.00	\$16,904	17	4.18	\$33,377	11	2.64	\$20,542
Summerlin	96	2.70	\$17,827	58	2.71	\$17,162	14	4.93	\$31,410	59	2.93	\$24,401	36	2.28	\$21,695
Sunrise	105	3.10	\$18,361	70	3.00	\$19,728	23	3.91	\$25,365	73	3.22	\$26,188	43	3.33	\$31,282
UMC	118	5.77	\$38,409	60	3.68	\$24,226	19	4.53	\$31,741	91	3.95	\$28,351	64	3.61	\$32,429
Valley	98	2.53	\$19,375	69	2.88	\$18,105	10	1.90	\$14,442	64	2.59	\$21,445	59	3.56	\$23,956
TOTAL	864	3.00	\$19,487	578	2.87	\$18,182	134	3.43	\$25,361	568	2.93	\$23,413	428	3.03	\$25,770
WASHOE															
Carson Tahoe	55	2.18	\$12,749	35	1.91	\$12,007	12	2.58	\$14,191	41	2.12	\$15,323	35	1.63	\$11,451
Northern Nevada	14	1.50	\$17,577	18	2.17	\$16,564	1	2.00	\$16,434	20	3.10	\$20,546	10	2.30	\$19,280
Renown Regional	64	2.70	\$15,921	64	1.84	\$14,109	16	1.75	\$14,078	58	2.47	\$16,558	55	1.87	\$16,650
Renown S. Meadows	0	0.00	\$0	2	1.50	\$6,824	2	1.00	\$12,448	17	1.82	\$13,463	12	2.17	\$19,670
Saint Mary's	6	1.83	\$11,049	12	2.92	\$11,518	6	2.17	\$10,410	53	2.02	\$11,556	28	2.61	\$13,878
Sierra Surgery	0	0.00	\$0	0	0.00	\$0	0	0.00	\$0	0	0.00	\$0	0	0.00	\$0
TOTAL	139	2.34	\$14,622	131	2.00	\$13,536	37	2.05	\$13,495	189	2.28	\$15,031	140	2.01	\$15,243
RURAL															
Battle Mountain	0	0.00	\$0	0	0.00	\$0	0	0.00	\$0	0	0.00	\$0	0	0.00	\$0
Boulder City	10	2.20	\$6,956	6	2.00	\$7,216	1	1.00	\$6,612	1	5.00	\$13,557	1	1.00	\$4,631
Carson Valley	0	0.00	\$0	0	0.00	\$0	5	1.20	\$9,114	11	1.45	\$12,871	6	4.67	\$26,568
Churchill	13	2.08	\$12,225	17	1.71	\$9,502	3	1.33	\$6,743	9	2.44	\$13,543	3	1.33	\$15,315
Grover C. Dils	0	0.00	\$0	0	0.00	\$0	0	0.00	\$0	0	0.00	\$0	1	2.00	\$5,370
Humboldt	0	0.00	\$0	0	0.00	\$0	0	0.00	\$0	0	0.00	\$0	1	2.00	\$4,060
Incline Village	0	0.00	\$0	0	0.00	\$0	0	0.00	\$0	0	0.00	\$0	0	0.00	\$0
Mesa View	0	0.00	\$0	0	0.00	\$0	1	1.00	\$5,679	4	1.25	\$9,057	4	1.25	\$7,541
Mount Grant	0	0.00	\$0	0	0.00	\$0	0	0.00	\$0	0	0.00	\$0	1	4.00	\$22,785
Northeastern	4	2.25	\$12,345	1	1.00	\$5,995	1	1.00	\$8,201	2	4.00	\$22,396	0	0.00	\$0
Nye	5	1.80	\$4,871	0	0.00	\$0	1	1.00	\$6,150	0	0.00	\$0	0	0.00	\$0
Pershing	0	0.00	\$0	0	0.00	\$0	0	0.00	\$0	0	0.00	\$0	0	0.00	\$0
South Lyon	0	0.00	\$0	0	0.00	\$0	2	1.00	\$2,263	0	0.00	\$0	0	0.00	\$0
William Bee Ririe	1	4.00	\$15,694	1	8.00	\$35,031	0	0.00	\$0	0	0.00	\$0	0	0.00	\$0
TOTAL	33	2.15	\$9,634	25	2.00	\$9,834	14	1.14	\$6,926	27	2.07	\$13,261	17	2.71	\$16,021
ALL COUNTIES	1,036	2.89	\$18,521	734	2.69	\$17,068	185	2.98	\$21,593	784	2.74	\$21,043	585	2.78	\$22,968

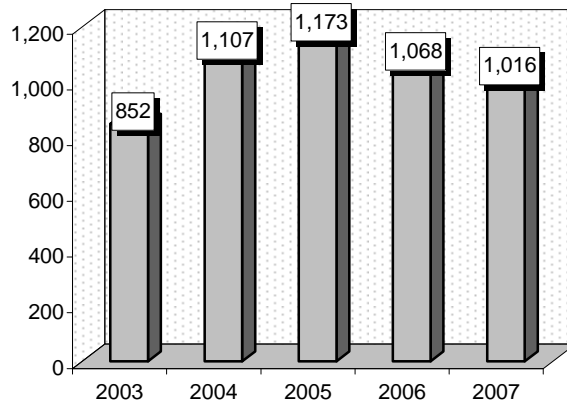
HYPERTENSION

Associated Diagnoses: Diagnoses that frequently accompanied hypertension were: 1) Diabetes Mellitus II without mention of complication (25000), 2) Tobacco use disorder (3051), 3) Other and unspecified hyperlipidemia (2724), 4) Chest pain (78659), 5) Hypopotassemia, Hypokalemia (2768).

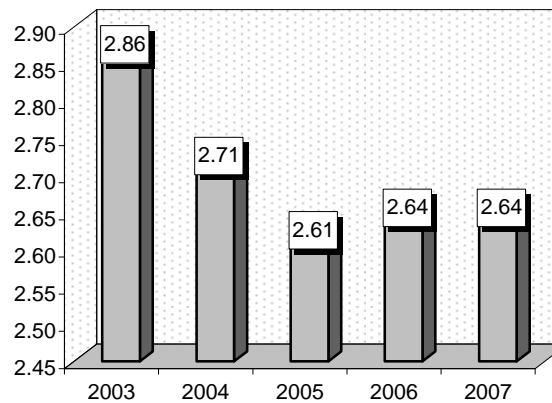
Definitions: **Diabetes mellitus:** A group of disorders in which the body is unable to competently process blood sugars leading to hyperglycemia. This can lead to a host of ailments including poor circulation, kidney disorders and blindness. **Hyperglycemia:** A condition in which an excessive amount of glucose circulates in the blood plasma. **Hypertension:** Elevated blood pressure persistently exceeding 140/90. Essential hypertension, the most common kind, has no single identifiable cause. **Hyperlipidemia:** Elevated levels of lipids in the blood stream including cholesterol. **Chest pain:** A physical complaint that requires immediate diagnosis and evaluation. Chest pain can be a sign of cardiac disease, or of pulmonary (lung) disease. Over 90% of severe chest pain is caused by coronary artery disease, spinal root compression or a psychological disturbance. **Hypopotassemia:** Hypokalemia. Abnormally low levels of potassium circulation in the blood. Associated with adrenal tumors or taking diuretics.

	2003			2004			2005			2006			2007		
Gender	Cases	Avg LOS	Avg Bill	Cases	Avg LOS	Avg Bill	Cases	Avg LOS	Avg Bill	Cases	Avg LOS	Avg Bill	Cases	Avg LOS	Avg Bill
Male	311	2.86	\$15,071	436	2.67	\$14,782	465	2.59	\$17,584	427	2.70	\$18,852	408	2.66	\$21,468
Female	541	2.85	\$15,310	671	2.73	\$16,147	708	2.62	\$16,503	641	2.60	\$17,696	608	2.62	\$21,097
Age Group	Cases	Avg LOS	Avg Bill	Cases	Avg LOS	Avg Bill	Cases	Avg LOS	Avg Bill	Cases	Avg LOS	Avg Bill	Cases	Avg LOS	Avg Bill
Ages 0-17	6	2.00	\$8,896	5	2.80	\$9,016	3	4.00	\$19,811	2	10.50	\$35,656	6	3.00	\$13,811
Ages 18-35	46	2.41	\$12,266	66	2.44	\$15,249	86	2.20	\$14,495	80	1.85	\$15,499	60	2.18	\$19,054
Ages 36-49	191	2.61	\$13,769	274	2.55	\$15,055	308	2.37	\$16,616	258	2.22	\$16,660	256	2.22	\$20,100
Ages 50-64	304	2.78	\$15,611	355	2.70	\$14,847	369	2.72	\$17,466	333	2.82	\$18,769	319	2.51	\$21,283
Ages 65+	305	3.17	\$16,315	407	2.86	\$16,788	407	2.76	\$17,178	395	2.88	\$19,071	375	3.09	\$22,467
TOTAL	852	2.86	\$15,222	1,107	2.71	\$15,609	1,173	2.61	\$16,931	1,068	2.64	\$18,158	1,016	2.64	\$21,246

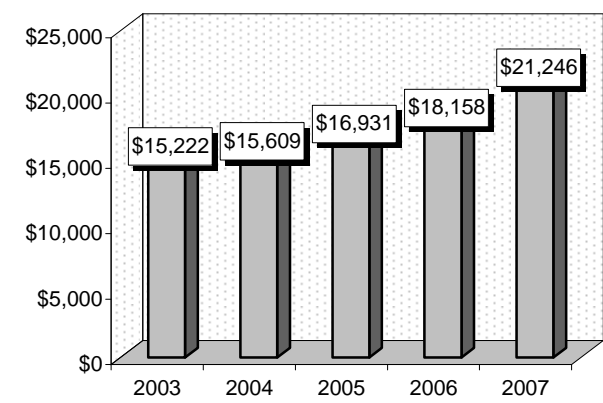
Patient Discharges



Average Length of Stay



Average Billed Charges



County / Hospital	2003			2004			2005			2006			2007		
	Cases	Avg LOS	Avg Bill	Cases	Avg LOS	Avg Bill	Cases	Avg LOS	Avg Bill	Cases	Avg LOS	Avg Bill	Cases	Avg LOS	Avg Bill
CLARK															
Desert Springs	97	2.55	\$15,846	77	2.48	\$14,428	78	2.58	\$16,072	80	3.01	\$18,233	74	3.09	\$22,653
Mountain View	60	3.23	\$15,828	62	2.39	\$15,491	63	2.29	\$14,603	64	2.53	\$18,086	65	2.74	\$21,576
North Vista	40	2.52	\$19,507	51	3.45	\$31,022	62	3.37	\$25,519	51	2.18	\$19,894	38	3.11	\$24,441
St. Rose-Rose de Lima	35	2.74	\$13,605	39	2.51	\$16,221	44	2.23	\$17,803	61	2.61	\$22,206	53	2.40	\$24,185
St. Rose-San Martin	0	0.00	\$0	0	0.00	\$0	0	0.00	\$0	1	1.00	\$20,972	15	2.27	\$19,052
St. Rose-Siena	44	2.80	\$15,634	58	2.43	\$16,281	61	2.08	\$17,300	47	2.60	\$21,591	41	2.39	\$23,886
Southern Hills	0	0.00	\$0	24	2.88	\$13,156	29	2.76	\$18,888	23	1.74	\$13,645	27	2.15	\$15,521
Spring Valley	7	3.57	\$17,597	50	2.52	\$16,672	53	2.85	\$19,509	59	1.90	\$16,840	35	3.09	\$26,106
Summerlin	42	2.43	\$18,265	56	2.79	\$18,339	68	2.76	\$21,879	55	2.42	\$20,071	48	3.08	\$24,762
Sunrise	130	2.83	\$17,338	143	3.14	\$19,478	136	3.11	\$21,993	85	2.78	\$23,125	89	3.12	\$26,089
UMC	221	2.92	\$11,458	306	2.62	\$11,718	314	2.64	\$13,577	281	3.05	\$17,659	246	2.32	\$19,550
Valley	63	3.52	\$23,286	83	3.23	\$17,221	64	2.63	\$17,895	69	3.09	\$20,890	90	2.98	\$26,770
TOTAL	739	2.87	\$15,663	949	2.76	\$16,024	972	2.69	\$17,555	876	2.73	\$19,180	821	2.70	\$22,675
WASHOE															
Carson Tahoe	14	2.50	\$10,802	32	2.25	\$12,381	29	1.79	\$10,818	27	3.48	\$19,989	30	2.47	\$17,417
Northern Nevada	7	1.14	\$9,053	11	3.00	\$23,524	15	2.33	\$20,290	16	2.38	\$14,530	12	2.67	\$18,288
Renown Regional	48	3.04	\$16,063	59	2.46	\$15,348	87	2.37	\$16,885	67	1.84	\$13,647	74	2.08	\$17,217
Renown S. Meadows	0	0.00	\$0	12	1.50	\$11,031	5	2.20	\$12,003	9	2.11	\$13,392	16	2.31	\$16,216
Saint Mary's	17	2.41	\$10,761	18	2.89	\$12,342	22	3.00	\$15,670	39	2.36	\$13,596	28	2.75	\$14,193
Sierra Surgery	0	0.00	\$0	0	0.00	\$0	0	0.00	\$0	0	0.00	\$0	0	0.00	\$0
TOTAL	86	2.67	\$13,588	132	2.42	\$14,508	158	2.34	\$15,771	158	2.32	\$14,793	160	2.34	\$16,705
RURAL															
Battle Mountain	0	0.00	\$0	0	0.00	\$0	0	0.00	\$0	0	0.00	\$0	0	0.00	\$0
Boulder City	2	4.50	\$8,784	4	2.25	\$6,728	11	2.55	\$9,877	3	1.67	\$2,868	7	3.43	\$8,737
Carson Valley	0	0.00	\$0	0	0.00	\$0	2	1.00	\$8,479	3	2.00	\$7,285	2	3.00	\$12,336
Churchill	3	2.67	\$7,587	0	0.00	\$0	3	1.00	\$6,264	3	3.00	\$10,913	6	2.33	\$10,073
Grover C. Dils	1	1.00	\$3,464	0	0.00	\$0	1	2.00	\$5,258	0	0.00	\$0	0	0.00	\$0
Humboldt	0	0.00	\$0	1	5.00	\$7,543	0	0.00	\$0	0	0.00	\$0	1	5.00	\$4,998
Incline Village	0	0.00	\$0	0	0.00	\$0	1	2.00	\$6,827	0	0.00	\$0	0	0.00	\$0
Mesa View	0	0.00	\$0	0	0.00	\$0	2	1.50	\$6,963	0	0.00	\$0	2	2.50	\$8,140
Mount Grant	2	4.00	\$9,826	3	1.67	\$3,860	9	1.44	\$5,099	2	3.00	\$9,581	1	1.00	\$5,314
Northeastern	6	3.33	\$13,994	5	1.20	\$8,215	3	1.33	\$9,779	7	2.57	\$14,661	1	1.00	\$8,045
Nye	5	1.20	\$3,338	3	2.00	\$4,935	7	1.57	\$5,560	6	1.33	\$5,509	2	2.50	\$7,172
Pershing	0	0.00	\$0	0	0.00	\$0	1	1.00	\$4,613	2	1.00	\$4,561	6	2.17	\$6,618
South Lyon	0	0.00	\$0	4	1.25	\$2,199	0	0.00	\$0	6	1.00	\$3,160	2	1.00	\$3,274
William Bee Ririe	8	3.50	\$7,773	6	2.67	\$7,809	3	1.00	\$5,316	2	1.50	\$3,897	5	2.60	\$11,084
TOTAL	27	2.96	\$8,380	26	2.00	\$6,060	43	1.67	\$7,096	34	1.85	\$7,468	35	2.54	\$8,483
ALL COUNTIES	852	2.86	\$15,222	1,107	2.71	\$15,609	1,173	2.61	\$16,931	1,068	2.64	\$18,158	1,016	2.64	\$21,246

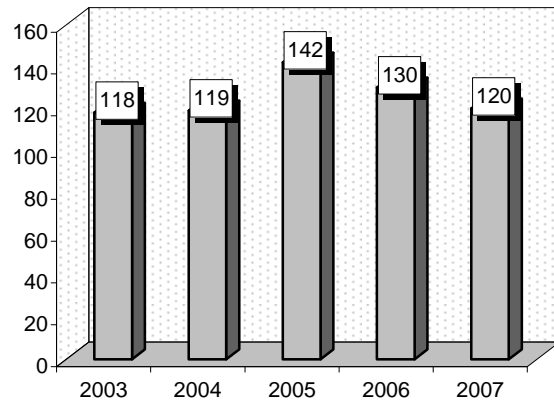
CARDIAC CONGENITAL & VALVULAR DISORDERS

Associated Diagnoses: Diagnoses that frequently accompanied cardiac congenital and valvular disorders were: 1) Aortic valve disorders (4241), 2) Congestive heart failure (4280), 3) Hypertension (4019), 4) Other and unspecified hyperlipidemia (2724), 5) Hypopotassemia (2768), 6) Respiratory abnormality (78609), 7) Ventricular septal defect (7454).

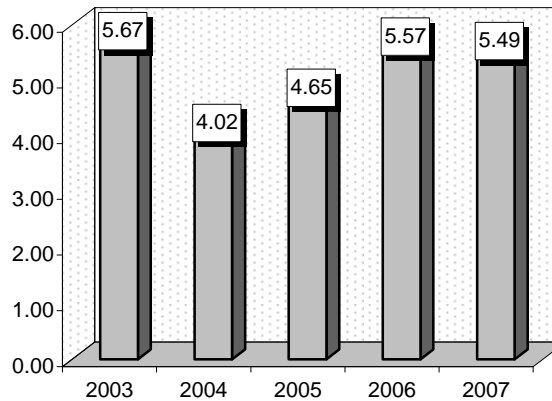
Definitions: **Aorta:** The largest artery in the body. It carries oxygen-rich blood away from the heart to vessels that reach the rest of the body. **Septal defect:** defect of the septum. **Septum:** The muscular wall separating the right and left sides of the heart. **Hypertension:** Elevated blood pressure persistently exceeding 140/90. Essential hypertension, the most common kind, has no single identifiable cause. **Hyperlipidemia:** Elevated levels of lipids in the blood stream including cholesterol. **Chest pain:** A physical complaint that requires immediate diagnosis and evaluation. Chest pain can be a sign of cardiac disease, or of pulmonary (lung) disease. Over 90% of severe chest pain is caused by coronary artery disease, spinal root compression or a psychological disturbance. **Hypopotassemia:** Hypokalemia. Abnormally low levels of potassium circulation in the blood. Associated with adrenal tumors or taking diuretics.

Gender	2003			2004			2005			2006			2007		
	Cases	Avg LOS	Avg Bill	Cases	Avg LOS	Avg Bill	Cases	Avg LOS	Avg Bill	Cases	Avg LOS	Avg Bill	Cases	Avg LOS	Avg Bill
Male	56	4.93	\$32,011	54	4.70	\$26,840	60	4.82	\$30,544	58	6.14	\$40,399	57	5.88	\$41,806
Female	62	6.34	\$31,306	65	3.45	\$19,891	82	4.52	\$27,807	72	5.11	\$29,767	63	5.14	\$33,707
Age Group	Cases	Avg LOS	Avg Bill	Cases	Avg LOS	Avg Bill	Cases	Avg LOS	Avg Bill	Cases	Avg LOS	Avg Bill	Cases	Avg LOS	Avg Bill
Ages 0-17	27	8.15	\$37,173	28	4.46	\$16,502	31	3.16	\$15,854	25	9.16	\$39,152	31	6.29	\$32,731
Ages 18-35	3	3.00	\$10,106	8	2.63	\$19,142	9	5.78	\$51,470	8	3.25	\$18,247	7	6.57	\$52,445
Ages 36-49	10	10.50	\$61,947	12	2.92	\$20,573	14	7.29	\$48,461	12	6.58	\$39,627	10	4.90	\$32,309
Ages 50-64	6	3.33	\$23,092	19	4.00	\$22,896	19	4.21	\$29,779	16	4.38	\$34,263	17	4.24	\$36,049
Ages 65+	72	4.38	\$26,967	52	4.25	\$27,791	69	4.75	\$27,737	69	4.64	\$33,882	55	5.40	\$39,795
TOTAL	118	5.67	\$31,641	119	4.02	\$23,044	142	4.65	\$28,964	130	5.57	\$34,511	120	5.49	\$37,554

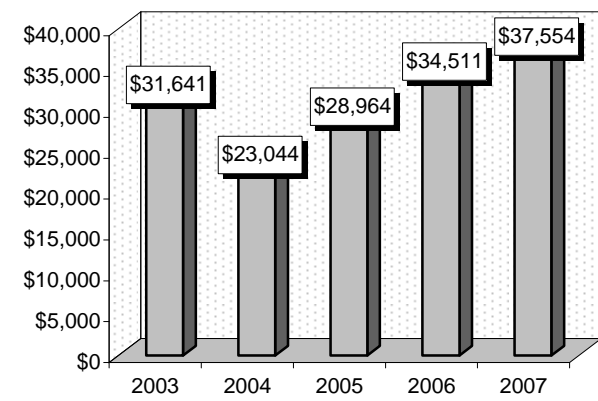
Patient Discharges



Average Length of Stay



Average Billed Charges



County / Hospital	2003			2004			2005			2006			2007		
	Cases	Avg LOS	Avg Bill	Cases	Avg LOS	Avg Bill	Cases	Avg LOS	Avg Bill	Cases	Avg LOS	Avg Bill	Cases	Avg LOS	Avg Bill
CLARK															
Desert Springs	9	2.33	\$20,216	7	6.00	\$41,299	14	5.14	\$31,468	5	3.00	\$34,504	9	6.78	\$49,926
Mountain View	5	4.80	\$22,622	7	2.71	\$17,738	6	3.17	\$22,033	5	5.20	\$25,316	7	5.43	\$42,960
North Vista	1	1.00	\$423	3	1.67	\$13,881	1	2.00	\$23,626	3	6.67	\$63,225	1	4.00	\$30,192
St. Rose-Rose de Lima	8	3.75	\$17,050	4	3.00	\$15,762	7	3.29	\$23,123	6	2.50	\$26,176	3	3.67	\$66,160
St. Rose-San Martin	0	0.00	\$0	0	0.00	\$0	0	0.00	\$0	1	3.00	\$15,219	0	0.00	\$0
St. Rose-Siena	3	2.67	\$15,903	4	5.00	\$32,878	12	3.67	\$15,120	4	1.50	\$13,933	5	1.80	\$14,556
Southern Hills	0	0.00	\$0	1	8.00	\$32,939	1	4.00	\$16,062	1	18.00	\$45,205	0	0.00	\$0
Spring Valley	0	0.00	\$0	7	3.71	\$26,226	4	3.25	\$19,487	7	3.00	\$28,533	0	0.00	\$0
Summerlin	8	4.63	\$35,831	5	3.00	\$19,113	6	3.17	\$25,793	6	3.83	\$26,178	1	4.00	\$33,906
Sunrise	25	5.60	\$21,327	26	4.69	\$24,813	30	4.00	\$22,956	29	4.90	\$32,641	29	6.48	\$38,890
UMC	14	10.21	\$78,748	13	4.23	\$21,213	18	9.33	\$64,187	19	10.74	\$70,256	15	7.53	\$54,366
Valley	7	10.00	\$48,347	7	1.71	\$19,026	8	4.25	\$38,510	8	9.88	\$42,423	11	8.91	\$55,738
TOTAL	80	5.92	\$34,254	84	4.00	\$23,996	107	4.84	\$31,220	94	6.09	\$39,783	81	6.49	\$44,961
WASHOE															
Carson Tahoe	3	3.00	\$8,452	2	2.00	\$7,508	4	2.50	\$9,832	2	3.00	\$19,834	5	4.00	\$20,214
Northern Nevada	1	3.00	\$14,040	2	4.00	\$22,493	2	3.50	\$18,574	1	2.00	\$16,703	3	5.67	\$37,057
Renown Regional	26	5.77	\$32,486	26	4.38	\$22,705	21	4.48	\$26,180	20	5.45	\$27,884	15	2.47	\$16,692
Renown S. Meadows	0	0.00	\$0	0	0.00	\$0	2	5.50	\$23,799	1	2.00	\$13,310	1	3.00	\$18,644
Saint Mary's	5	3.20	\$13,426	2	4.00	\$23,226	3	4.67	\$23,487	7	2.14	\$10,607	12	4.17	\$24,831
Sierra Surgery	0	0.00	\$0	0	0.00	\$0	0	0.00	\$0	0	0.00	\$0	0	0.00	\$0
TOTAL	35	5.09	\$27,176	32	4.19	\$21,775	32	4.25	\$23,260	31	4.32	\$22,633	36	3.53	\$21,645
RURAL															
Battle Mountain	0	0.00	\$0	0	0.00	\$0	0	0.00	\$0	1	2.00	\$3,389	0	0.00	\$0
Boulder City	1	10.00	\$13,744	1	3.00	\$5,652	0	0.00	\$0	1	10.00	\$15,711	0	0.00	\$0
Carson Valley	0	0.00	\$0	0	0.00	\$0	1	2.00	\$8,167	2	2.00	\$9,418	0	0.00	\$0
Churchill	0	0.00	\$0	2	2.50	\$12,084	1	3.00	\$12,747	1	2.00	\$7,194	2	1.50	\$14,025
Grover C. Dils	0	0.00	\$0	0	0.00	\$0	0	0.00	\$0	0	0.00	\$0	0	0.00	\$0
Humboldt	0	0.00	\$0	0	0.00	\$0	0	0.00	\$0	0	0.00	\$0	0	0.00	\$0
Incline Village	0	0.00	\$0	0	0.00	\$0	0	0.00	\$0	0	0.00	\$0	0	0.00	\$0
Mesa View	0	0.00	\$0	0	0.00	\$0	0	0.00	\$0	0	0.00	\$0	0	0.00	\$0
Mount Grant	0	0.00	\$0	0	0.00	\$0	0	0.00	\$0	0	0.00	\$0	0	0.00	\$0
Northeastern	2	3.50	\$14,193	0	0.00	\$0	0	0.00	\$0	0	0.00	\$0	0	0.00	\$0
Nye	0	0.00	\$0	0	0.00	\$0	1	1.00	\$7,048	0	0.00	\$0	0	0.00	\$0
Pershing	0	0.00	\$0	0	0.00	\$0	0	0.00	\$0	0	0.00	\$0	0	0.00	\$0
South Lyon	0	0.00	\$0	0	0.00	\$0	0	0.00	\$0	0	0.00	\$0	0	0.00	\$0
William Bee Ririe	0	0.00	\$0	0	0.00	\$0	0	0.00	\$0	0	0.00	\$0	1	3.00	\$57,329
TOTAL	3	5.67	\$14,043	3	2.67	\$9,940	3	2.00	\$9,320	5	3.60	\$9,026	3	2.00	\$28,459
ALL COUNTIES	118	5.67	\$31,641	119	4.02	\$23,044	142	4.65	\$28,964	130	5.57	\$34,511	120	5.49	\$37,554

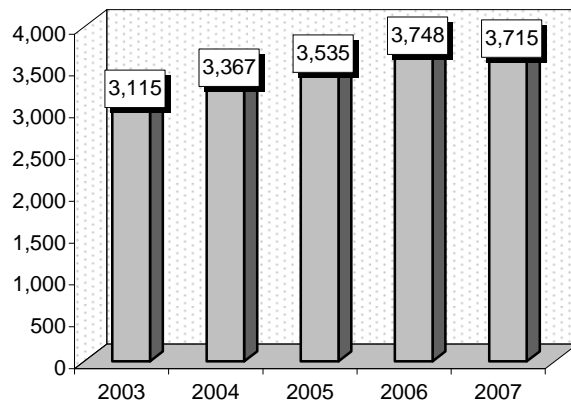
CARDIAC ARRHYTHMIA & CONDUCTION DISORDERS

Associated Diagnoses: Diagnoses that frequently accompanied cardiac arrhythmia and conduction disorders were: 1) Atrial fibrillation (42731), 2) Hypertension (4019), 3) Congestive heart failure (4280), 4) Hyperlipidemia (2724), 5) Chronic airway obstruction (496), 6) Diabetes Mellitus II without mention of complication (25000).

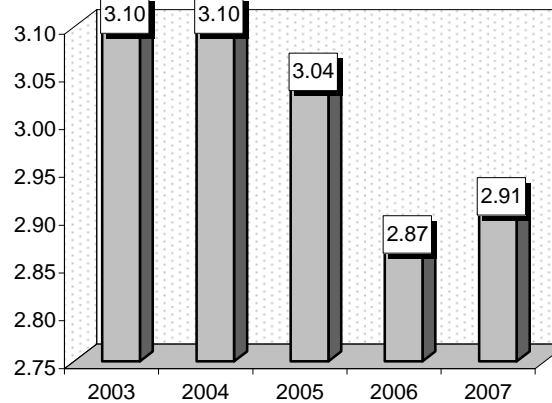
Definitions: **Atrial fibrillation:** A cardiac arrhythmia characterized by disorganized electrical activity in the atria accompanied by an irregular ventricular response that is usually rapid. The atria quiver instead of pumping in an organized fashion, increasing the risk of stroke. **Atrial flutter:** A type of atrial tachycardia (rapid beating of the atria) characterized by contraction rates between 230-380 beats per minute. **Sinotrial node dysfunction:** Any disturbance in the normal functioning of the sinoatrial node (a cluster of hundreds of cells located in the right atrial wall of the heart. It's comprised of heart muscle that generates impulses that travel swiftly throughout the both atria, causing them to contract). **Cardiac dysrhythmias:** Any abnormality in a cardiac rhythm pattern. **Paroxysmal ventricular tachycardia:** A rapid heartbeat of sudden onset and termination caused by a quick succession of discharges from an ectopic (an impulse that originates in the heart at a site other than the sinus node) site in the ventricle. **Hypertension:** Elevated blood pressure persistently exceeding 140/90. Essential hypertension, the most common kind, has no single identifiable cause. **Hyperlipidemia:** Elevated levels of lipids in the blood stream including cholesterol.

	2003			2004			2005			2006			2007		
Gender	Cases	Avg LOS	Avg Bill	Cases	Avg LOS	Avg Bill	Cases	Avg LOS	Avg Bill	Cases	Avg LOS	Avg Bill	Cases	Avg LOS	Avg Bill
Male	1,598	3.07	\$18,762	1,731	2.89	\$18,755	1,920	2.89	\$19,622	2,034	2.75	\$20,544	1,986	2.77	\$22,938
Female	1,517	3.13	\$18,532	1,636	3.31	\$19,372	1,615	3.22	\$20,616	1,714	3.02	\$21,219	1,729	3.07	\$23,740
Age Group	Cases	Avg LOS	Avg Bill	Cases	Avg LOS	Avg Bill	Cases	Avg LOS	Avg Bill	Cases	Avg LOS	Avg Bill	Cases	Avg LOS	Avg Bill
Ages 0-17	21	2.71	\$10,267	24	2.67	\$8,901	21	3.62	\$13,198	10	2.60	\$10,951	25	2.68	\$17,994
Ages 18-35	110	2.13	\$12,939	131	2.05	\$14,422	133	1.94	\$14,117	153	1.78	\$15,796	162	1.93	\$18,824
Ages 36-49	259	2.43	\$15,564	347	2.39	\$15,803	395	2.52	\$17,971	363	2.23	\$18,107	388	2.15	\$19,600
Ages 50-64	773	2.68	\$17,134	811	2.72	\$17,532	882	2.60	\$18,009	959	2.75	\$20,557	986	2.60	\$21,884
Ages 65+	1,952	3.41	\$20,071	2,054	3.44	\$20,620	2,104	3.39	\$21,784	2,263	3.10	\$21,804	2,154	3.26	\$25,032
TOTAL	3,115	3.10	\$18,650	3,367	3.10	\$19,055	3,535	3.04	\$20,076	3,748	2.87	\$20,853	3,715	2.91	\$23,311

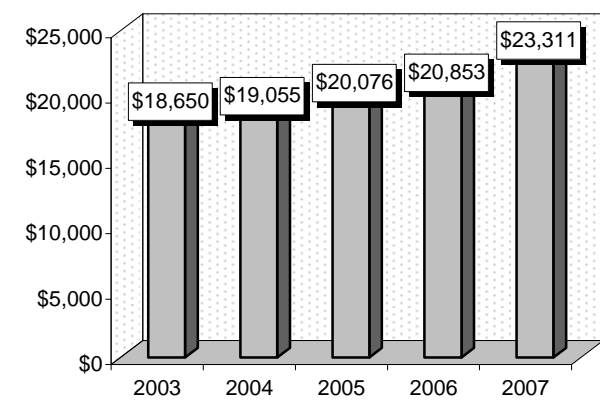
Patient Discharges



Average Length of Stay



Average Billed Charges



County / Hospital	2003			2004			2005			2006			2007		
	Cases	Avg LOS	Avg Bill	Cases	Avg LOS	Avg Bill	Cases	Avg LOS	Avg Bill	Cases	Avg LOS	Avg Bill	Cases	Avg LOS	Avg Bill
CLARK															
Desert Springs	334	2.66	\$17,991	349	3.02	\$18,014	347	3.11	\$20,168	348	2.74	\$20,953	287	3.07	\$26,604
Mountain View	329	3.40	\$18,991	300	2.86	\$18,685	309	3.23	\$22,934	305	3.07	\$23,647	263	2.81	\$25,976
North Vista	91	3.54	\$31,575	95	3.69	\$27,219	85	3.86	\$31,313	80	3.14	\$29,113	99	4.19	\$32,893
St. Rose-Rose de Lima	164	3.27	\$18,966	157	2.61	\$16,805	139	3.19	\$22,851	145	3.12	\$25,282	138	2.63	\$25,627
St. Rose-San Martin	0	0.00	\$0	0	0.00	\$0	0	0.00	\$0	6	1.17	\$17,980	63	2.60	\$24,061
St. Rose-Siena	198	2.87	\$17,123	260	2.89	\$18,532	252	2.49	\$18,770	282	2.51	\$22,255	299	2.66	\$24,276
Southern Hills	0	0.00	\$0	77	2.96	\$16,120	109	3.32	\$19,834	75	2.68	\$19,823	83	3.36	\$24,590
Spring Valley	22	2.86	\$15,922	122	4.03	\$29,129	181	2.94	\$21,922	218	3.02	\$24,366	202	2.86	\$25,907
Summerlin	219	3.13	\$23,891	248	3.15	\$21,992	270	2.97	\$23,929	258	3.06	\$25,787	276	3.14	\$28,802
Sunrise	416	3.36	\$21,926	347	3.41	\$22,899	356	3.46	\$26,321	374	3.43	\$29,028	342	3.06	\$27,568
UMC	281	3.39	\$16,267	323	3.28	\$17,496	330	3.43	\$19,671	280	3.13	\$18,867	275	3.09	\$25,675
Valley	285	3.33	\$24,100	280	3.51	\$24,409	234	3.35	\$23,117	276	3.11	\$21,981	301	3.28	\$28,902
TOTAL	2,339	3.20	\$20,425	2,558	3.19	\$20,569	2,612	3.18	\$22,402	2,647	3.01	\$23,627	2,628	3.03	\$26,806
WASHOE															
Carson Tahoe	175	2.42	\$11,923	197	2.22	\$11,557	173	2.50	\$12,770	242	2.62	\$16,582	237	2.49	\$16,155
Northern Nevada	40	2.77	\$26,462	44	3.05	\$18,072	43	3.95	\$19,277	42	2.40	\$18,534	43	2.88	\$23,417
Renown Regional	269	3.01	\$14,872	282	3.18	\$17,888	265	2.86	\$16,704	267	2.63	\$15,946	283	2.88	\$17,990
Renown S. Meadows	0	0.00	\$0	13	2.54	\$13,518	41	2.93	\$16,286	70	2.21	\$12,771	49	2.29	\$13,299
Saint Mary's	141	3.20	\$13,271	138	3.17	\$14,808	180	2.26	\$11,318	246	2.63	\$12,760	250	2.60	\$12,519
Sierra Surgery	0	0.00	\$0	0	0.00	\$0	0	0.00	\$0	0	0.00	\$0	0	0.00	\$0
TOTAL	625	2.87	\$14,427	674	2.88	\$15,334	702	2.69	\$14,487	867	2.58	\$15,089	862	2.66	\$15,903
RURAL															
Battle Mountain	2	2.00	\$3,206	2	5.50	\$3,888	2	1.00	\$1,672	0	0.00	\$0	3	2.00	\$4,051
Boulder City	23	3.48	\$10,623	19	2.79	\$8,620	32	2.25	\$9,219	26	3.15	\$8,629	40	2.58	\$6,360
Carson Valley	0	0.00	\$0	0	0.00	\$0	16	2.69	\$13,660	27	1.74	\$11,444	27	3.15	\$20,249
Churchill	30	2.17	\$8,842	31	3.19	\$13,520	33	3.00	\$13,677	44	2.45	\$12,799	39	2.74	\$13,031
Grover C. Dils	3	2.33	\$4,722	2	3.00	\$7,276	2	2.00	\$5,518	6	2.67	\$5,748	11	2.00	\$4,498
Humboldt	4	3.00	\$5,028	2	1.50	\$5,172	2	5.50	\$8,777	4	1.75	\$4,528	3	1.67	\$4,838
Incline Village	0	0.00	\$0	1	1.00	\$4,706	0	0.00	\$0	1	1.00	\$6,900	0	0.00	\$0
Mesa View	0	0.00	\$0	0	0.00	\$0	29	2.17	\$9,774	25	1.64	\$8,798	17	1.71	\$10,318
Mount Grant	8	2.75	\$7,862	12	2.33	\$6,879	20	2.85	\$6,663	3	1.67	\$5,890	8	3.63	\$7,849
Northeastern	45	2.40	\$10,764	24	2.58	\$13,235	45	2.33	\$12,606	54	2.72	\$14,095	38	2.58	\$15,041
Nye	15	2.27	\$4,759	12	1.33	\$5,383	8	1.38	\$8,307	10	1.40	\$9,623	10	2.00	\$7,558
Pershing	1	1.00	\$3,852	1	3.00	\$6,878	5	2.20	\$6,915	6	1.50	\$3,640	6	2.33	\$7,872
South Lyon	8	2.00	\$4,303	12	1.83	\$4,386	8	2.00	\$3,883	11	1.82	\$3,643	10	1.30	\$3,856
William Bee Ririe	12	2.92	\$7,954	17	1.53	\$3,643	19	2.47	\$9,076	17	3.24	\$12,982	13	1.92	\$6,906
TOTAL	151	2.54	\$8,627	135	2.44	\$8,937	221	2.45	\$10,341	234	2.36	\$10,827	225	2.47	\$10,873
ALL COUNTIES	3,115	3.10	\$18,650	3,367	3.10	\$19,055	3,535	3.04	\$20,076	3,748	2.87	\$20,853	3,715	2.91	\$23,311

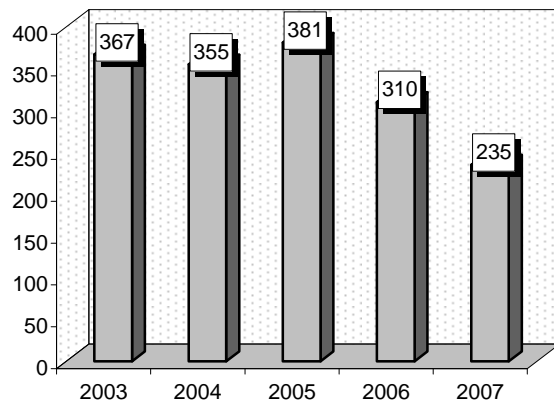
ANGINA PECTORIS

Associated Diagnoses: Diagnoses that frequently accompanied angina pectoris were: 1) Intermediate coronary syndrome (4111), 2) Hypertension (4019), 3) Tobacco use disorder (3051), 4) Hyperlipidemia (2724), 5) Diabetes Mellitus II without mention of complication (25000), 6) Coronary atherosclerosis (41400).

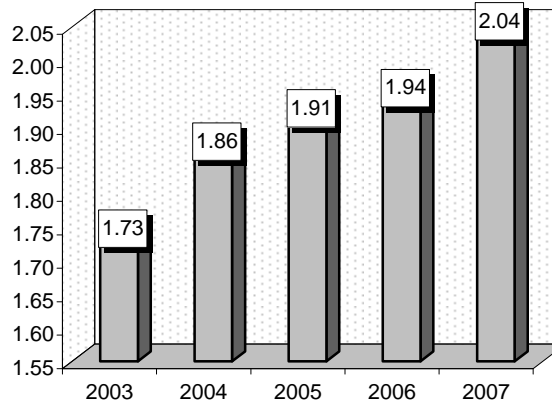
Definitions: Chest pain: A physical complaint that requires immediate diagnosis and evaluation. Chest pain can be a sign of cardiac disease, such as angina pectoris, myocardial infarction (AKA heart attack), pericarditis, or of pulmonary (lung) disease, such as pleurisy, pneumonia or pulmonary embolism or infarction. Use of illegal drugs such as cocaine may also cause chest pain. Less common, but also life-threatening conditions that cause chest pain include aortic dissection and pneumothorax. **Angina:** A spasmodic choking feeling at rest. **Hypertension:** Elevated blood pressure persistently exceeding 140/90. Essential hypertension, the most common kind, has no single identifiable cause. **Hyperlipidemia:** Elevated levels of lipids in the blood stream including cholesterol. **Diabetes mellitus:** A group of disorders in which the body is unable to competently process blood sugars leading to hyperglycemia. This can lead to a host of ailments including poor circulation, kidney disorders and blindness. **Hyperglycemia:** A condition in which an excessive amount of glucose circulates in the blood plasma. **Ischemia:** Localized tissue anemia due to obstruction of arterial blood flow. **Atherosclerosis:** Clogging, hardening and narrow of the arteries and blood vessels.

Gender	2003			2004			2005			2006			2007		
	Cases	Avg LOS	Avg Bill	Cases	Avg LOS	Avg Bill	Cases	Avg LOS	Avg Bill	Cases	Avg LOS	Avg Bill	Cases	Avg LOS	Avg Bill
Male	188	1.70	\$10,959	172	1.79	\$12,386	198	1.90	\$13,404	153	1.97	\$15,977	107	2.32	\$20,207
Female	179	1.77	\$11,415	183	1.92	\$12,278	183	1.93	\$14,248	157	1.90	\$15,119	128	1.81	\$17,027
Age Group	Cases	Avg LOS	Avg Bill	Cases	Avg LOS	Avg Bill	Cases	Avg LOS	Avg Bill	Cases	Avg LOS	Avg Bill	Cases	Avg LOS	Avg Bill
Ages 0-17	0	0.00	\$0	0	0.00	\$0	1	1.00	\$9,968	0	0.00	\$0	0	0.00	\$0
Ages 18-35	13	1.08	\$10,366	11	2.36	\$12,386	14	1.50	\$11,029	14	1.14	\$15,278	5	3.00	\$27,494
Ages 36-49	63	1.27	\$9,007	65	1.72	\$11,793	84	1.77	\$14,050	59	1.88	\$14,613	45	2.51	\$20,605
Ages 50-64	120	1.63	\$11,369	132	1.80	\$12,492	143	1.90	\$13,511	119	1.57	\$13,556	88	1.94	\$18,503
Ages 65+	171	2.03	\$11,913	147	1.93	\$12,418	139	2.06	\$14,278	118	2.42	\$18,043	97	1.87	\$16,998
TOTAL	367	1.73	\$11,181	355	1.86	\$12,330	381	1.91	\$13,809	310	1.94	\$15,543	235	2.04	\$18,475

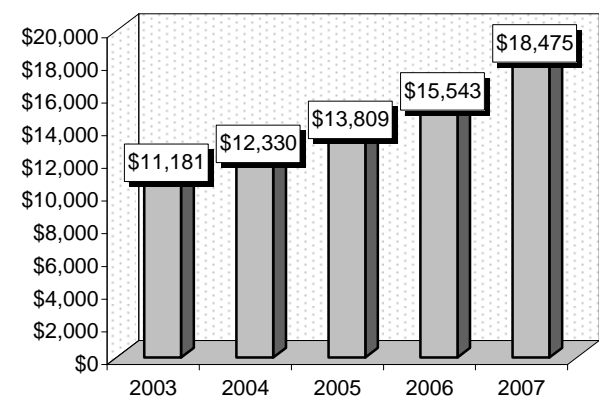
Patient Discharges



Average Length of Stay



Average Billed Charges



County / Hospital	2003			2004			2005			2006			2007		
	Cases	Avg LOS	Avg Bill	Cases	Avg LOS	Avg Bill	Cases	Avg LOS	Avg Bill	Cases	Avg LOS	Avg Bill	Cases	Avg LOS	Avg Bill
CLARK															
Desert Springs	27	1.63	\$11,299	13	2.31	\$15,164	34	1.76	\$13,983	20	1.60	\$14,235	23	1.61	\$20,981
Mountain View	44	1.52	\$11,773	15	1.73	\$13,544	29	2.03	\$13,967	29	2.17	\$17,670	5	1.60	\$17,059
North Vista	7	2.00	\$16,819	4	1.50	\$18,243	24	1.50	\$15,320	13	1.69	\$19,849	15	1.80	\$20,150
St. Rose-Rose de Lima	10	1.30	\$8,613	15	1.20	\$10,915	11	2.27	\$16,338	10	1.70	\$18,941	10	2.10	\$22,367
St. Rose-San Martin	0	0.00	\$0	0	0.00	\$0	0	0.00	\$0	2	1.00	\$16,996	2	2.00	\$24,879
St. Rose-Siena	19	1.58	\$14,381	20	1.80	\$14,542	13	1.31	\$14,822	10	1.80	\$20,869	8	1.13	\$18,076
Southern Hills	0	0.00	\$0	4	2.50	\$9,936	13	1.38	\$14,985	4	1.50	\$11,849	1	5.00	\$29,844
Spring Valley	14	1.43	\$9,033	48	1.98	\$14,648	25	1.96	\$18,092	20	1.85	\$18,694	7	2.29	\$21,712
Summerlin	31	1.45	\$12,163	16	1.56	\$15,417	15	1.87	\$16,836	11	2.73	\$23,371	12	3.83	\$30,842
Sunrise	34	1.76	\$15,397	16	2.31	\$19,028	16	2.38	\$19,925	14	2.43	\$27,944	15	1.87	\$24,397
UMC	35	1.91	\$9,427	45	1.91	\$10,161	53	2.51	\$12,533	55	1.80	\$13,391	23	2.43	\$19,853
Valley	30	2.00	\$13,352	24	2.00	\$13,347	30	1.87	\$14,821	17	2.18	\$14,335	19	3.16	\$27,639
TOTAL	251	1.67	\$12,182	220	1.90	\$13,634	263	1.97	\$15,011	205	1.94	\$17,254	140	2.26	\$22,770
WASHOE															
Carson Tahoe	5	1.60	\$11,336	8	1.50	\$12,384	6	1.67	\$11,868	6	1.50	\$12,898	4	1.00	\$11,660
Northern Nevada	5	1.60	\$17,716	6	1.50	\$15,082	9	2.67	\$20,323	4	2.00	\$15,900	3	1.33	\$14,513
Renown Regional	23	1.61	\$10,658	22	2.00	\$18,851	13	1.92	\$18,052	18	2.89	\$16,768	20	1.50	\$16,078
Renown S. Meadows	0	0.00	\$0	2	2.00	\$10,499	8	1.75	\$14,283	9	1.44	\$12,664	13	1.62	\$17,374
Saint Mary's	6	4.00	\$16,668	4	5.00	\$14,525	13	1.23	\$9,183	9	1.67	\$12,369	4	2.00	\$12,196
Sierra Surgery	0	0.00	\$0	0	0.00	\$0	0	0.00	\$0	0	0.00	\$0	0	0.00	\$0
TOTAL	39	1.97	\$12,574	42	2.12	\$16,271	49	1.82	\$14,743	46	2.11	\$14,524	44	1.52	\$15,600
RURAL															
Battle Mountain	1	1.00	\$3,316	0	0.00	\$0	0	0.00	\$0	0	0.00	\$0	0	0.00	\$0
Boulder City	12	1.67	\$6,420	4	1.75	\$5,900	7	3.57	\$10,564	2	1.00	\$3,267	3	1.67	\$2,481
Carson Valley	0	0.00	\$0	0	0.00	\$0	2	1.00	\$4,842	5	1.20	\$10,864	1	2.00	\$17,166
Churchill	26	1.92	\$8,722	30	1.83	\$10,200	11	1.55	\$10,002	19	2.05	\$12,044	10	1.60	\$12,242
Grover C. Dils	1	1.00	\$2,995	2	1.50	\$4,448	0	0.00	\$0	1	2.00	\$3,481	0	0.00	\$0
Humboldt	1	1.00	\$2,667	0	0.00	\$0	0	0.00	\$0	1	1.00	\$3,341	1	4.00	\$10,745
Incline Village	0	0.00	\$0	0	0.00	\$0	0	0.00	\$0	0	0.00	\$0	0	0.00	\$0
Mesa View	0	0.00	\$0	0	0.00	\$0	9	1.00	\$5,438	6	1.67	\$9,414	1	1.00	\$7,242
Mount Grant	3	1.33	\$4,332	3	1.00	\$3,256	1	1.00	\$1,713	2	1.50	\$4,986	9	1.89	\$4,942
Northeastern	12	1.50	\$7,167	13	1.46	\$7,788	13	1.69	\$11,230	10	2.30	\$14,757	3	2.00	\$24,290
Nye	9	1.33	\$5,044	28	1.36	\$5,526	16	1.50	\$7,824	10	1.60	\$8,854	12	1.50	\$8,726
Pershing	1	5.00	\$6,619	2	1.00	\$3,884	0	0.00	\$0	0	0.00	\$0	2	1.50	\$3,161
South Lyon	0	0.00	\$0	3	2.33	\$4,357	2	1.00	\$3,122	0	0.00	\$0	0	0.00	\$0
William Bee Ririe	11	2.45	\$8,335	8	2.38	\$8,678	8	2.38	\$8,657	3	1.33	\$4,663	9	2.67	\$8,233
TOTAL	77	1.81	\$7,214	93	1.65	\$7,468	69	1.75	\$8,565	59	1.80	\$10,391	51	1.88	\$9,166
ALL COUNTIES	367	1.73	\$11,181	355	1.86	\$12,330	381	1.91	\$13,809	310	1.94	\$15,543	235	2.04	\$18,475

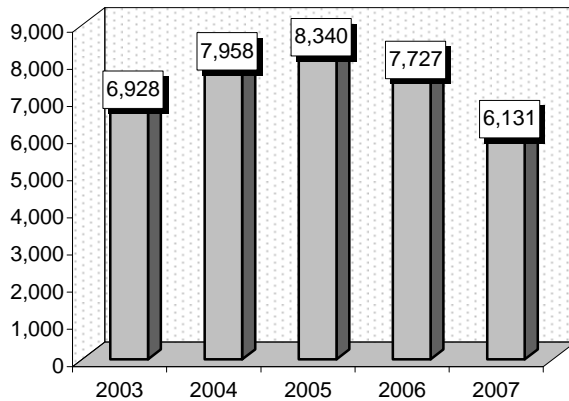
CHEST PAIN

Associated Diagnoses: Diagnoses that frequently accompanied chest pain were: 1) Hypertension (4019), 2) Tobacco use disorder (3051), 3) Hyperlipidemia (2724), 4) Diabetes Mellitus II without mention of complication (25000), 5) Chronic ischemic heart disease of the native coronary artery (41401).

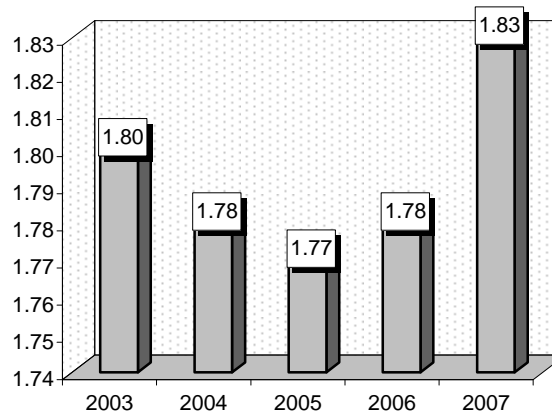
Definitions: Chest pain: A physical complaint that requires immediate diagnosis and evaluation. Chest pain can be a sign of cardiac disease, such as angina pectoris, myocardial infarction (AKA heart attack), pericarditis, or of pulmonary (lung) disease, such as pleurisy, pneumonia or pulmonary embolism or infarction. Use of illegal drugs such as cocaine may also cause chest pain. Less common, but also life-threatening conditions that cause chest pain include aortic dissection and pneumothorax. **Angina:** A spasmodic choking feeling at rest. **Aortic dissection:** A localized dilation of the aorta, characterized by longitudinal separation of the outer and middle layers of the vascular wall. **Hypertension:** Elevated blood pressure persistently exceeding 140/90. Essential hypertension, the most common kind, has no single identifiable cause. **Hyperlipidemia:** Elevated levels of lipids in the blood stream including cholesterol. **Diabetes mellitus:** A group of disorders in which the body is unable to competently process blood sugars leading to hyperglycemia. This can lead to a host of ailments including poor circulation, kidney disorders and blindness. **Hyperglycemia:** A condition in which an excessive amount of glucose circulates in the blood plasma. **Ischemia:** Localized tissue anemia due to obstruction of arterial blood flow.

	2003			2004			2005			2006			2007		
Gender	Cases	Avg LOS	Avg Bill	Cases	Avg LOS	Avg Bill	Cases	Avg LOS	Avg Bill	Cases	Avg LOS	Avg Bill	Cases	Avg LOS	Avg Bill
Male	3,244	1.77	\$13,039	3,725	1.75	\$12,997	4,030	1.73	\$14,267	3,601	1.79	\$15,821	3,003	1.83	\$18,596
Female	3,684	1.83	\$13,692	4,233	1.82	\$13,730	4,310	1.81	\$14,834	4,126	1.77	\$16,331	3,128	1.83	\$19,860
Age Group	Cases	Avg LOS	Avg Bill	Cases	Avg LOS	Avg Bill	Cases	Avg LOS	Avg Bill	Cases	Avg LOS	Avg Bill	Cases	Avg LOS	Avg Bill
Ages 0-17	5	2.00	\$6,609	8	1.38	\$5,602	7	1.57	\$9,115	11	1.64	\$13,692	10	1.50	\$6,265
Ages 18-35	438	1.74	\$12,594	541	1.62	\$11,905	592	1.66	\$13,234	493	1.58	\$15,316	411	1.70	\$18,498
Ages 36-49	1,887	1.67	\$12,483	2,326	1.74	\$12,990	2,550	1.70	\$14,247	2,232	1.69	\$15,910	1,659	1.73	\$19,197
Ages 50-64	2,399	1.78	\$13,398	2,780	1.78	\$13,526	3,003	1.74	\$14,559	2,773	1.76	\$15,883	2,194	1.88	\$19,509
Ages 65+	2,199	1.95	\$14,322	2,303	1.87	\$13,994	2,188	1.92	\$15,303	2,218	1.94	\$16,727	1,857	1.89	\$19,199
TOTAL	6,928	1.80	\$13,386	7,958	1.78	\$13,387	8,340	1.77	\$14,560	7,727	1.78	\$16,094	6,131	1.83	\$19,241

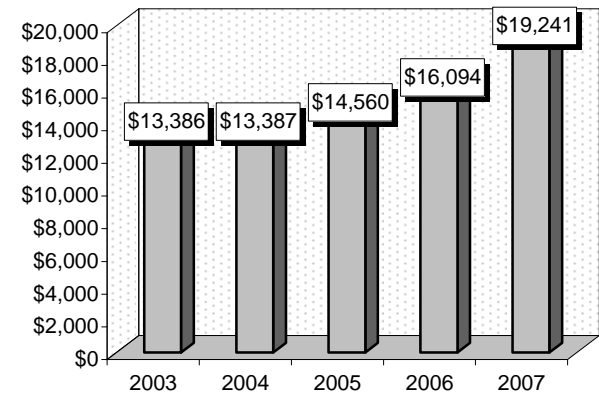
Patient Discharges



Average Length of Stay



Average Billed Charges



County / Hospital	2003			2004			2005			2006			2007		
	Cases	Avg LOS	Avg Bill	Cases	Avg LOS	Avg Bill	Cases	Avg LOS	Avg Bill	Cases	Avg LOS	Avg Bill	Cases	Avg LOS	Avg Bill
CLARK															
Desert Springs	867	1.59	\$13,196	936	1.77	\$13,006	863	1.90	\$15,453	601	2.05	\$17,816	568	2.01	\$21,429
Mountain View	481	1.72	\$12,130	566	1.65	\$13,447	586	1.79	\$14,675	634	1.79	\$17,022	309	1.66	\$18,788
North Vista	369	1.70	\$18,322	364	1.75	\$18,186	291	1.73	\$18,921	273	1.66	\$19,557	268	1.97	\$22,136
St. Rose-Rose de Lima	363	1.66	\$11,958	432	1.56	\$12,771	341	1.65	\$15,664	319	1.50	\$17,007	324	1.72	\$21,163
St. Rose-San Martin	0	0.00	\$0	0	0.00	\$0	0	0.00	\$0	19	2.21	\$21,107	135	1.69	\$19,192
St. Rose-Siena	440	1.53	\$11,915	601	1.52	\$13,069	538	1.45	\$14,935	398	1.47	\$17,968	319	1.53	\$20,826
Southern Hills	0	0.00	\$0	182	1.96	\$13,434	237	1.65	\$16,996	293	1.73	\$16,703	217	1.53	\$16,452
Spring Valley	54	1.81	\$11,969	415	1.81	\$15,063	646	1.65	\$16,273	546	1.80	\$19,021	390	1.87	\$21,215
Summerlin	605	1.71	\$14,778	611	1.57	\$14,722	694	1.62	\$17,096	700	1.56	\$17,365	347	1.85	\$24,001
Sunrise	754	2.23	\$17,782	463	2.16	\$19,633	390	1.92	\$19,655	466	2.01	\$23,315	390	2.42	\$28,017
UMC	1,141	1.98	\$9,736	1,608	2.01	\$10,323	1,663	2.04	\$11,613	1,332	1.94	\$12,327	920	1.93	\$17,780
Valley	851	1.94	\$15,964	792	2.02	\$14,265	852	2.01	\$14,710	682	2.18	\$17,099	643	2.11	\$19,264
TOTAL	5,925	1.83	\$13,723	6,970	1.82	\$13,551	7,101	1.83	\$15,031	6,263	1.84	\$16,956	4,830	1.91	\$20,672
WASHOE															
Carson Tahoe	94	1.53	\$10,691	112	1.41	\$11,093	184	1.33	\$10,779	224	1.46	\$13,765	213	1.41	\$13,561
Northern Nevada	28	1.79	\$17,916	32	1.38	\$14,251	24	1.25	\$15,000	26	2.15	\$19,066	50	1.50	\$17,522
Renown Regional	619	1.73	\$13,187	545	1.55	\$14,821	397	1.48	\$14,625	463	1.66	\$14,862	492	1.56	\$16,368
Renown S. Meadows	0	0.00	\$0	34	1.38	\$9,736	71	1.34	\$13,259	78	1.42	\$12,629	86	1.42	\$15,796
Saint Mary's	25	2.20	\$11,128	24	1.63	\$10,551	220	1.45	\$11,019	229	1.42	\$11,394	137	1.53	\$11,630
Sierra Surgery	0	0.00	\$0	0	0.00	\$0	0	0.00	\$0	0	0.00	\$0	0	0.00	\$0
TOTAL	766	1.72	\$12,987	747	1.52	\$13,869	896	1.42	\$12,851	1,020	1.56	\$13,779	978	1.51	\$15,102
RURAL															
Battle Mountain	0	0.00	\$0	0	0.00	\$0	1	1.00	\$2,358	0	0.00	\$0	2	2.00	\$2,358
Boulder City	45	1.60	\$7,355	44	1.59	\$7,135	30	1.53	\$8,748	37	2.08	\$6,912	39	1.74	\$9,040
Carson Valley	0	0.00	\$0	0	0.00	\$0	49	1.45	\$10,289	107	1.40	\$10,764	55	1.62	\$14,752
Churchill	34	1.47	\$7,147	38	1.58	\$9,911	65	1.74	\$11,892	59	1.64	\$10,179	86	1.76	\$11,456
Grover C. Dils	1	1.00	\$2,354	7	2.00	\$3,297	1	2.00	\$5,685	3	1.67	\$4,518	1	1.00	\$6,988
Humboldt	0	0.00	\$0	1	1.00	\$1,204	3	1.33	\$4,300	0	0.00	\$0	1	1.00	\$872
Incline Village	0	0.00	\$0	1	1.00	\$5,565	0	0.00	\$0	0	0.00	\$0	0	0.00	\$0
Mesa View	0	0.00	\$0	0	0.00	\$0	16	1.50	\$8,344	19	1.26	\$7,967	8	1.25	\$7,730
Mount Grant	5	1.40	\$3,656	3	1.67	\$3,864	4	2.00	\$8,315	1	8.00	\$14,836	8	1.63	\$3,044
Northeastern	86	1.17	\$6,468	100	1.21	\$7,056	134	1.37	\$9,370	165	1.43	\$9,987	85	1.26	\$10,351
Nye	30	1.40	\$4,245	20	1.10	\$4,985	11	1.00	\$6,734	12	1.08	\$7,048	8	1.25	\$8,420
Pershing	3	1.33	\$6,123	3	1.33	\$4,427	0	0.00	\$0	8	1.25	\$4,696	2	1.00	\$8,256
South Lyon	2	1.00	\$1,828	3	1.00	\$3,083	9	1.78	\$3,503	14	1.14	\$3,264	5	2.40	\$4,615
William Bee Ririe	31	1.61	\$5,914	21	2.38	\$7,615	20	1.65	\$4,814	19	1.63	\$5,377	23	1.65	\$5,193
TOTAL	237	1.39	\$6,260	241	1.46	\$7,136	343	1.49	\$9,285	444	1.50	\$9,247	323	1.57	\$10,384
ALL COUNTIES	6,928	1.80	\$13,386	7,958	1.78	\$13,387	8,340	1.77	\$14,560	7,727	1.78	\$16,094	6,131	1.83	\$19,241

RECTAL RESECTION

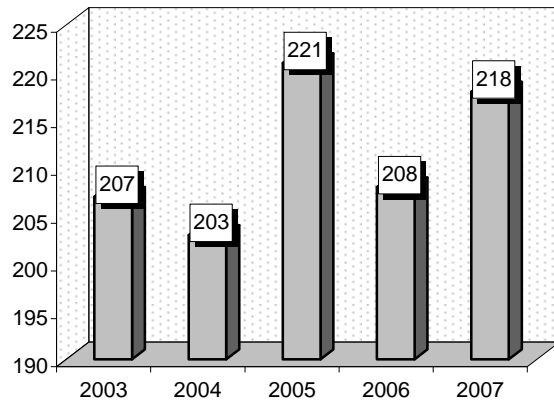
Associated Procedures: Procedures that frequently accompanied rectal resection were: 1) Proctosigmoidoscopy (4821-3), 2) Transfusion of packed cells (9904), 3) Anterior resection of rectum with synchronous colostomy (4862), 4) Incidental appendectomy (4719), 5) Other Lysis of peritoneal adhesions (5459), 6) Closure of stoma of large intestine (4652).

Definitions: Resection: A surgical removal of tissue. **Proctosigmoidoscopy:** An examination of the rectum and the lower part of the colon using a thin, lighted instrument called a sigmoidoscope. **Transfusion:** A replacement of bodily fluids or cells. **Anterior:** Anatomical term referring to the front of the body. **Colostomy:** The surgical creation of an opening between the colon and the surface of the body. Part of the colon is brought out onto the abdomen to create a stoma. A bag is placed over this to collect waste material. **Stoma:** A surgically created opening in an organ. **Lysis:** The breakdown of a cell caused by damage to its plasma (outer) membrane. Lysis can be caused by chemical or physical action. **Peritoneum:** The tissue that lines the abdominal wall and pelvic cavity.

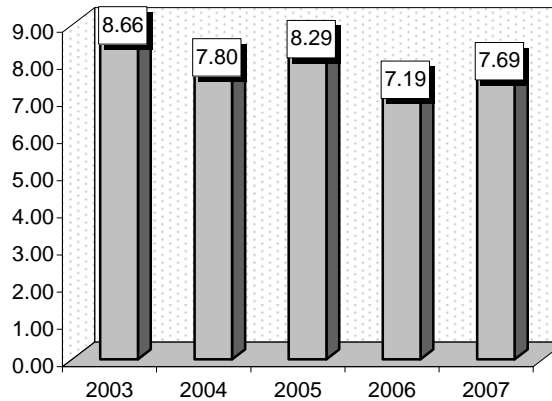
Comments: Rectal resections are performed to repair damage caused to the rectum by diseases of the lower intestinal tract.

	2003			2004			2005			2006			2007		
Gender	Cases	Avg LOS	Avg Bill	Cases	Avg LOS	Avg Bill	Cases	Avg LOS	Avg Bill	Cases	Avg LOS	Avg Bill	Cases	Avg LOS	Avg Bill
Male	111	9.30	\$59,641	106	7.38	\$49,620	124	9.17	\$67,544	104	7.22	\$54,825	113	8.26	\$71,239
Female	96	7.93	\$48,151	97	8.26	\$51,766	97	7.18	\$49,228	104	7.16	\$52,599	105	7.09	\$60,114
Age Group	Cases	Avg LOS	Avg Bill	Cases	Avg LOS	Avg Bill	Cases	Avg LOS	Avg Bill	Cases	Avg LOS	Avg Bill	Cases	Avg LOS	Avg Bill
Ages 0-17	10	7.50	\$35,797	11	6.27	\$40,144	9	4.67	\$29,792	5	4.80	\$28,133	9	5.11	\$32,818
Ages 18-35	2	10.50	\$59,765	4	5.50	\$28,562	3	5.67	\$39,543	2	6.00	\$60,108	4	8.25	\$67,059
Ages 36-49	20	8.00	\$49,442	15	7.47	\$49,641	28	8.04	\$61,689	18	8.33	\$58,280	25	6.80	\$56,521
Ages 50-64	67	8.06	\$47,919	76	7.36	\$48,190	80	7.99	\$52,195	88	6.51	\$48,450	65	6.77	\$59,236
Ages 65+	108	9.23	\$60,793	97	8.46	\$54,826	101	9.01	\$67,930	95	7.76	\$58,932	115	8.59	\$74,217
TOTAL	207	8.66	\$54,312	203	7.80	\$50,646	221	8.29	\$59,505	208	7.19	\$53,712	218	7.69	\$65,881

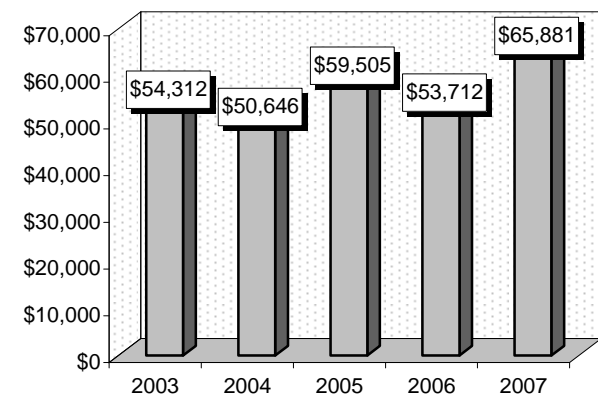
Patient Discharges



Average Length of Stay



Average Billed Charges



County / Hospital	2003			2004			2005			2006			2007		
	Cases	Avg LOS	Avg Bill	Cases	Avg LOS	Avg Bill	Cases	Avg LOS	Avg Bill	Cases	Avg LOS	Avg Bill	Cases	Avg LOS	Avg Bill
CLARK															
Desert Springs	10	8.70	\$63,013	7	9.14	\$69,876	6	7.33	\$49,588	3	5.67	\$46,167	9	12.33	\$130,807
Mountain View	19	9.53	\$64,053	13	8.08	\$47,978	26	7.65	\$59,877	24	6.33	\$48,008	15	8.13	\$68,471
North Vista	3	14.67	\$151,249	0	0.00	\$0	2	8.00	\$62,206	0	0.00	\$0	2	14.50	\$178,079
St. Rose-Rose de Lima	4	8.25	\$56,814	1	10.00	\$67,293	0	0.00	\$0	6	7.67	\$64,234	2	10.00	\$75,122
St. Rose-San Martin	0	0.00	\$0	0	0.00	\$0	0	0.00	\$0	0	0.00	\$0	6	7.00	\$60,375
St. Rose-Siena	5	9.80	\$58,706	8	8.13	\$52,558	13	11.15	\$82,663	17	6.12	\$54,078	8	6.38	\$54,876
Southern Hills	0	0.00	\$0	2	5.00	\$32,996	3	10.00	\$51,707	2	12.00	\$74,457	5	8.40	\$66,857
Spring Valley	0	0.00	\$0	7	8.14	\$58,080	2	7.00	\$62,092	6	9.17	\$65,725	6	14.67	\$177,924
Summerlin	8	7.75	\$44,925	6	6.67	\$49,475	13	11.31	\$105,240	18	7.28	\$73,107	15	9.80	\$96,213
Sunrise	53	8.06	\$47,654	41	7.34	\$44,184	46	6.35	\$45,319	40	6.65	\$56,530	19	7.05	\$66,600
UMC	9	10.89	\$60,559	10	6.10	\$42,219	14	11.79	\$77,045	15	5.73	\$48,367	18	7.06	\$67,413
Valley	24	7.58	\$61,859	26	8.42	\$59,536	12	8.33	\$81,110	9	12.11	\$76,767	31	8.29	\$73,640
TOTAL	135	8.61	\$57,307	121	7.70	\$50,840	137	8.41	\$64,507	140	7.07	\$58,087	136	8.60	\$81,755
WASHOE															
Carson Tahoe	13	5.92	\$35,992	13	6.62	\$48,415	14	6.00	\$50,236	2	4.50	\$41,217	7	4.86	\$45,317
Northern Nevada	2	9.00	\$71,717	3	6.67	\$54,376	0	0.00	\$0	1	10.00	\$74,806	1	6.00	\$74,689
Renown Regional	37	9.43	\$47,512	37	8.41	\$52,627	46	8.35	\$46,738	32	8.59	\$41,946	35	6.77	\$34,673
Renown S. Meadows	0	0.00	\$0	2	5.50	\$35,993	1	15.00	\$53,847	0	0.00	\$0	2	3.50	\$32,993
Saint Mary's	17	8.94	\$59,539	23	8.17	\$49,588	18	8.72	\$66,962	26	7.00	\$51,354	25	6.12	\$44,681
Sierra Surgery	0	0.00	\$0	0	0.00	\$0	0	0.00	\$0	5	3.20	\$25,684	5	3.00	\$26,790
TOTAL	69	8.64	\$49,006	78	7.90	\$50,670	79	8.10	\$52,056	66	7.45	\$44,896	75	6.03	\$38,966
RURAL															
Battle Mountain	0	0.00	\$0	0	0.00	\$0	0	0.00	\$0	0	0.00	\$0	0	0.00	\$0
Boulder City	1	13.00	\$26,302	1	6.00	\$19,887	1	11.00	\$49,432	0	0.00	\$0	1	6.00	\$18,845
Carson Valley	0	0.00	\$0	0	0.00	\$0	0	0.00	\$0	0	0.00	\$0	0	0.00	\$0
Churchill	1	7.00	\$33,210	2	11.00	\$56,743	4	7.50	\$37,821	1	4.00	\$25,756	3	8.67	\$56,106
Grover C. Dils	0	0.00	\$0	0	0.00	\$0	0	0.00	\$0	0	0.00	\$0	0	0.00	\$0
Humboldt	0	0.00	\$0	0	0.00	\$0	0	0.00	\$0	0	0.00	\$0	1	9.00	\$34,257
Incline Village	0	0.00	\$0	0	0.00	\$0	0	0.00	\$0	0	0.00	\$0	0	0.00	\$0
Mesa View	0	0.00	\$0	0	0.00	\$0	0	0.00	\$0	0	0.00	\$0	0	0.00	\$0
Mount Grant	0	0.00	\$0	0	0.00	\$0	0	0.00	\$0	0	0.00	\$0	0	0.00	\$0
Northeastern	1	14.00	\$65,234	1	7.00	\$43,741	0	0.00	\$0	1	10.00	\$51,011	2	7.00	\$49,723
Nye	0	0.00	\$0	0	0.00	\$0	0	0.00	\$0	0	0.00	\$0	0	0.00	\$0
Pershing	0	0.00	\$0	0	0.00	\$0	0	0.00	\$0	0	0.00	\$0	0	0.00	\$0
South Lyon	0	0.00	\$0	0	0.00	\$0	0	0.00	\$0	0	0.00	\$0	0	0.00	\$0
William Bee Ririe	0	0.00	\$0	0	0.00	\$0	0	0.00	\$0	0	0.00	\$0	0	0.00	\$0
TOTAL	3	11.33	\$41,582	4	8.75	\$44,278	5	8.20	\$40,143	2	7.00	\$38,383	7	7.86	\$45,838
ALL COUNTIES	207	8.66	\$54,312	203	7.80	\$50,646	221	8.29	\$59,505	208	7.19	\$53,712	218	7.69	\$65,881

MAJOR SMALL & LARGE BOWEL PROCEDURES

Associated Procedures: Procedures that frequently accompanied major small and large bowel procedures were: 1) Sigmoidectomy (4576), 2) Hemicolectomy (4573,5), 3) Partial excision of large intestine (4579), 4) Partial resection of small intestine (4562) , 5) Other Lysis of peritoneal adhesions (5459), 6) Parenteral infusion of concentrated nutritional substances (9915), 7) Transfusion of packed cells (9904), 8) Colostomy (461), 9) Large-to-Large intestinal anastomosis (4594).

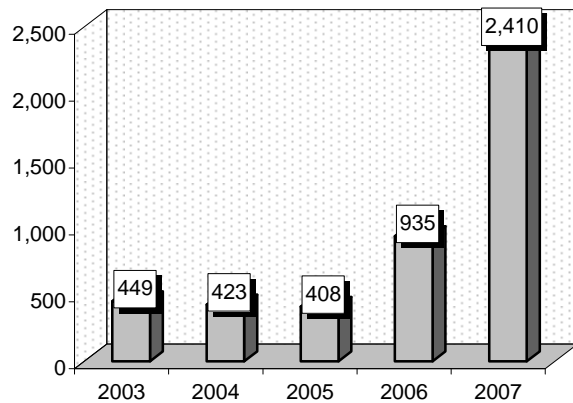
Definitions: Sigmoidectomy: Surgical removal of part or all of the sigmoid colon (usually to remove a malignant tumor). **Sigmoid colon:** Portion of the large intestine between the descending colon and the rectum. **Hemicolectomy:** Surgical removal of about half of the right side of the colon with subsequent joining of the remaining colon.

Excision: Surgical removal of a part of the body, including cancerous growth. **Resection:** A surgical removal of tissue. **Colostomy:** The surgical creation of an opening between the colon and the surface of the body. Part of the colon is brought out onto the abdomen to create a stoma. A bag is placed over this to collect waste material.

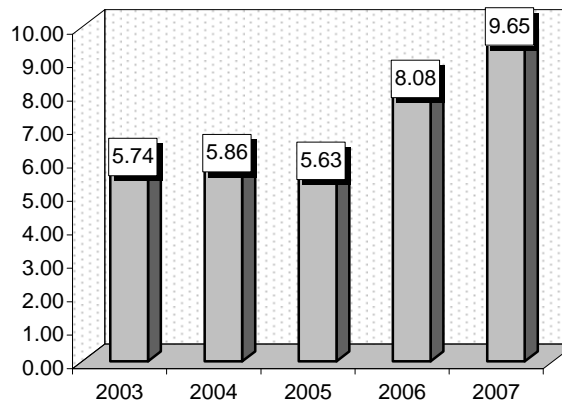
Stoma: A surgically created opening in an organ. **Lysis:** The breakdown of a cell caused by damage to its plasma (outer) membrane. Lysis can be caused by chemical or physical action. **Peritoneum:** The tissue that lines the abdominal wall and pelvic cavity. **Anastomosis:** An operation to connect two body parts. An example is an operation in which a part of the colon is removed and the two remaining ends are rejoined.

Gender	2003			2004			2005			2006			2007		
	Cases	Avg LOS	Avg Bill	Cases	Avg LOS	Avg Bill	Cases	Avg LOS	Avg Bill	Cases	Avg LOS	Avg Bill	Cases	Avg LOS	Avg Bill
Male	235	5.88	\$35,255	207	5.99	\$37,251	182	5.58	\$37,767	410	8.09	\$70,864	1,143	9.67	\$92,142
Female	214	5.59	\$35,068	216	5.74	\$35,668	226	5.68	\$37,568	525	8.07	\$67,298	1,267	9.63	\$88,690
Age Group	Cases	Avg LOS	Avg Bill	Cases	Avg LOS	Avg Bill	Cases	Avg LOS	Avg Bill	Cases	Avg LOS	Avg Bill	Cases	Avg LOS	Avg Bill
Ages 0-17	29	5.03	\$29,747	21	5.62	\$28,928	24	4.96	\$30,166	34	8.50	\$55,273	74	10.86	\$82,354
Ages 18-35	51	6.10	\$38,724	44	5.59	\$39,392	45	5.96	\$41,434	63	6.89	\$56,717	156	8.90	\$77,843
Ages 36-49	83	6.12	\$38,147	83	6.08	\$38,313	91	5.66	\$38,969	131	6.57	\$54,730	383	9.33	\$82,696
Ages 50-64	147	5.56	\$35,252	143	5.62	\$35,855	124	5.48	\$37,061	329	7.81	\$64,451	719	9.03	\$83,775
Ages 65+	139	5.73	\$33,120	132	6.11	\$36,116	124	5.77	\$37,369	378	9.00	\$80,845	1,078	10.20	\$99,762
TOTAL	449	5.74	\$35,166	423	5.86	\$36,443	408	5.63	\$37,657	935	8.08	\$68,862	2,410	9.65	\$90,327

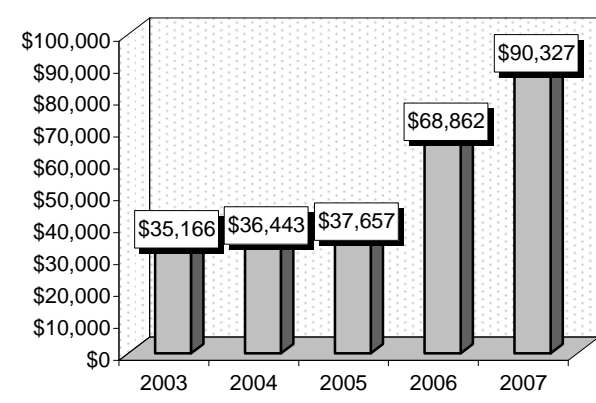
Patient Discharges



Average Length of Stay



Average Billed Charges



County / Hospital	2003			2004			2005			2006			2007		
	Cases	Avg LOS	Avg Bill	Cases	Avg LOS	Avg Bill	Cases	Avg LOS	Avg Bill	Cases	Avg LOS	Avg Bill	Cases	Avg LOS	Avg Bill
CLARK															
Desert Springs	25	5.84	\$42,423	23	5.83	\$42,859	28	6.29	\$41,665	52	9.35	\$77,882	199	10.77	\$110,054
Mountain View	34	5.24	\$28,298	35	6.00	\$33,234	33	5.12	\$35,988	79	7.09	\$61,333	158	9.13	\$94,639
North Vista	5	5.40	\$63,254	2	7.50	\$56,539	7	4.00	\$38,038	19	7.95	\$87,283	41	8.85	\$116,952
St. Rose-Rose de Lima	9	5.89	\$32,939	4	5.75	\$40,740	5	4.20	\$34,523	24	10.63	\$99,333	65	11.40	\$118,071
St. Rose-San Martin	0	0.00	\$0	0	0.00	\$0	0	0.00	\$0	1	22.00	\$372,327	66	7.58	\$79,327
St. Rose-Siena	16	6.75	\$39,913	5	5.60	\$44,376	16	5.06	\$35,282	44	8.23	\$88,738	172	9.48	\$98,939
Southern Hills	0	0.00	\$0	11	5.18	\$28,874	11	5.27	\$29,044	31	7.87	\$56,847	68	7.65	\$66,833
Spring Valley	1	6.00	\$53,697	20	6.85	\$39,753	7	6.00	\$44,890	25	7.48	\$74,804	121	8.50	\$83,218
Summerlin	20	5.25	\$39,073	20	5.80	\$41,771	19	5.74	\$40,269	51	7.94	\$85,244	172	9.51	\$109,646
Sunrise	91	5.53	\$31,559	71	5.93	\$34,985	79	5.66	\$37,426	153	9.64	\$91,117	208	10.97	\$104,329
UMC	32	6.00	\$35,582	56	6.71	\$40,936	42	7.07	\$48,603	90	8.26	\$72,161	218	11.42	\$125,038
Valley	46	5.52	\$36,892	29	5.31	\$32,857	19	5.21	\$34,828	41	8.41	\$74,366	159	10.40	\$106,847
TOTAL	279	5.63	\$35,185	276	6.05	\$37,406	266	5.74	\$39,158	610	8.58	\$79,801	1,647	9.98	\$103,823
WASHOE															
Carson Tahoe	33	4.42	\$26,094	20	3.40	\$23,664	22	3.73	\$32,236	37	8.11	\$83,407	103	8.85	\$86,471
Northern Nevada	7	5.86	\$47,173	3	8.33	\$57,344	1	8.00	\$61,770	15	9.60	\$88,814	34	11.38	\$98,836
Renown Regional	93	6.66	\$38,322	68	5.76	\$37,661	71	5.77	\$34,561	114	7.09	\$38,472	280	9.21	\$52,201
Renown S. Meadows	0	0.00	\$0	4	4.50	\$36,816	4	4.00	\$26,226	16	9.38	\$47,901	33	8.52	\$48,003
Saint Mary's	21	5.33	\$37,486	27	6.41	\$41,546	31	5.55	\$39,658	71	7.75	\$56,365	188	9.58	\$67,702
Sierra Surgery	0	0.00	\$0	0	0.00	\$0	0	0.00	\$0	37	3.05	\$20,788	42	3.02	\$25,326
TOTAL	154	5.96	\$35,990	122	5.54	\$36,683	129	5.33	\$35,342	290	7.12	\$49,454	680	8.95	\$62,146
RURAL															
Battle Mountain	0	0.00	\$0	0	0.00	\$0	0	0.00	\$0	0	0.00	\$0	0	0.00	\$0
Boulder City	2	4.00	\$11,604	6	5.67	\$15,759	2	13.00	\$36,448	9	7.89	\$27,649	10	16.70	\$57,452
Carson Valley	0	0.00	\$0	0	0.00	\$0	0	0.00	\$0	0	0.00	\$0	0	0.00	\$0
Churchill	6	7.33	\$34,616	9	5.89	\$31,905	5	5.20	\$27,924	10	7.40	\$40,738	28	8.46	\$52,178
Grover C. Dils	0	0.00	\$0	0	0.00	\$0	0	0.00	\$0	0	0.00	\$0	0	0.00	\$0
Humboldt	0	0.00	\$0	0	0.00	\$0	0	0.00	\$0	2	9.50	\$76,120	13	6.46	\$33,644
Incline Village	0	0.00	\$0	0	0.00	\$0	0	0.00	\$0	0	0.00	\$0	0	0.00	\$0
Mesa View	0	0.00	\$0	0	0.00	\$0	0	0.00	\$0	2	4.50	\$40,149	10	6.40	\$41,398
Mount Grant	0	0.00	\$0	0	0.00	\$0	0	0.00	\$0	0	0.00	\$0	0	0.00	\$0
Northeastern	8	4.50	\$24,926	8	4.88	\$25,775	5	5.00	\$28,365	11	6.82	\$40,600	22	8.59	\$70,272
Nye	0	0.00	\$0	0	0.00	\$0	0	0.00	\$0	0	0.00	\$0	0	0.00	\$0
Pershing	0	0.00	\$0	0	0.00	\$0	0	0.00	\$0	0	0.00	\$0	0	0.00	\$0
South Lyon	0	0.00	\$0	0	0.00	\$0	0	0.00	\$0	0	0.00	\$0	0	0.00	\$0
William Bee Ririe	0	0.00	\$0	2	3.00	\$13,928	1	6.00	\$34,456	1	7.00	\$30,538	0	0.00	\$0
TOTAL	16	5.50	\$26,894	25	5.28	\$24,630	13	6.38	\$29,907	35	7.29	\$39,026	83	8.93	\$53,408
ALL COUNTIES	449	5.74	\$35,166	423	5.86	\$36,443	408	5.63	\$37,657	935	8.08	\$68,862	2,410	9.65	\$90,327

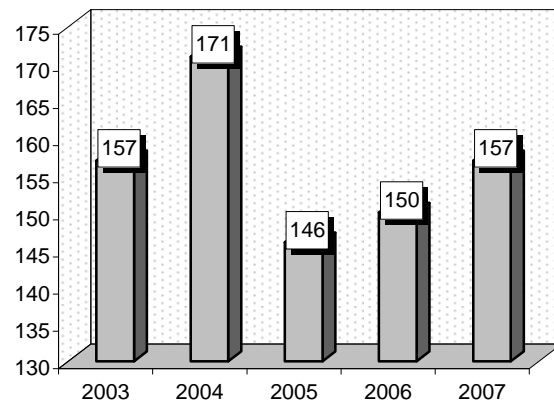
MINOR SMALL & LARGE BOWEL PROCEDURES

Associated Procedures: Procedures that frequently accompanied minor small and large bowel procedures were: 1) Closure of stoma of large intestine (4652), 2) Transfusion of packed cells (9904), 3) Venous catheterization (3893), 4) Flexible sigmoidoscopy (4524), 5) Incision of large intestine (4503), 6) Colonoscopy (4523).

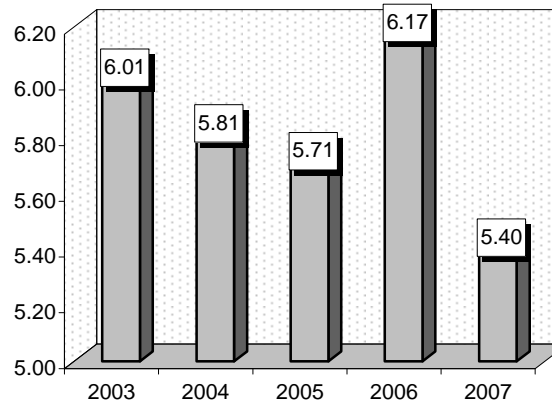
Definitions: **Stoma:** A surgically created opening in an organ. **Transfusion:** A replacement of bodily fluids or cells. **Catheterization:** Passage of a tubular, flexible surgical instrument into a body channel or cavity to withdraw or introduce fluid. **Sigmoidoscopy:** A diagnostic procedure that uses a flexible viewing tube to allow the doctor to see the inner walls of the colon. During this procedure, a tube is gently passed into the colon through the anus. **Peritoneum:** The tissue that lines the abdominal wall and pelvic cavity. **Colonoscopy:** An examination of the colon using a lighted, flexible tube (colonoscope) inserted into the rectum. A colonoscopy allows a doctor to see the inside of the colon.

Gender	2003			2004			2005			2006			2007		
	Cases	Avg LOS	Avg Bill	Cases	Avg LOS	Avg Bill	Cases	Avg LOS	Avg Bill	Cases	Avg LOS	Avg Bill	Cases	Avg LOS	Avg Bill
Male	96	5.48	\$29,707	97	5.85	\$31,452	87	5.69	\$36,720	86	5.44	\$32,970	86	5.74	\$41,910
Female	61	6.85	\$37,660	74	5.76	\$31,918	59	5.75	\$36,340	64	7.14	\$49,456	71	4.99	\$33,521
Age Group	Cases	Avg LOS	Avg Bill	Cases	Avg LOS	Avg Bill	Cases	Avg LOS	Avg Bill	Cases	Avg LOS	Avg Bill	Cases	Avg LOS	Avg Bill
Ages 0-17	13	5.08	\$19,979	17	5.94	\$25,367	15	5.73	\$31,168	11	6.91	\$34,649	18	5.44	\$27,359
Ages 18-35	15	6.60	\$28,893	10	6.40	\$32,625	14	5.93	\$33,865	13	11.15	\$105,160	19	3.95	\$33,544
Ages 36-49	29	5.76	\$30,110	40	5.20	\$30,319	27	5.37	\$33,847	30	5.00	\$27,889	29	4.93	\$34,498
Ages 50-64	47	6.13	\$36,807	52	5.44	\$30,807	36	4.86	\$33,622	53	5.30	\$32,887	42	5.79	\$37,634
Ages 65+	53	6.11	\$34,959	52	6.48	\$35,396	54	6.39	\$42,089	43	6.35	\$38,902	49	5.90	\$46,396
TOTAL	157	6.01	\$32,797	171	5.81	\$31,654	146	5.71	\$36,566	150	6.17	\$40,004	157	5.40	\$38,117

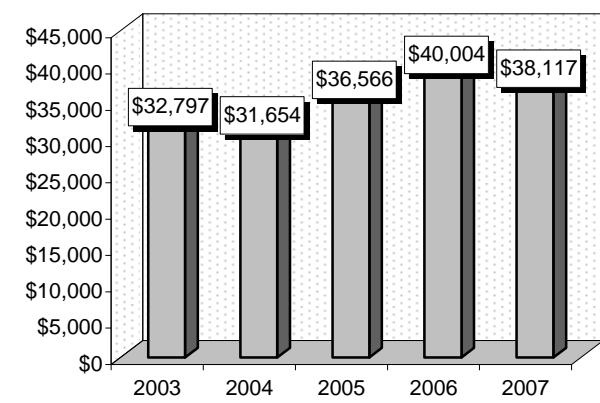
Patient Discharges



Average Length of Stay



Average Billed Charges



County / Hospital	2003			2004			2005			2006			2007		
	Cases	Avg LOS	Avg Bill	Cases	Avg LOS	Avg Bill	Cases	Avg LOS	Avg Bill	Cases	Avg LOS	Avg Bill	Cases	Avg LOS	Avg Bill
CLARK															
Desert Springs	13	4.08	\$30,068	10	6.00	\$33,194	11	5.82	\$35,801	7	7.43	\$42,575	11	4.18	\$41,102
Mountain View	9	4.33	\$20,347	12	5.08	\$25,729	15	4.73	\$33,961	11	4.00	\$21,223	9	3.78	\$26,387
North Vista	4	5.25	\$53,659	1	6.00	\$37,031	4	6.25	\$58,218	2	3.00	\$45,372	2	5.50	\$46,625
St. Rose-Rose de Lima	4	4.75	\$22,029	0	0.00	\$0	1	2.00	\$9,098	3	5.33	\$46,571	1	4.00	\$27,765
St. Rose-San Martin	0	0.00	\$0	0	0.00	\$0	0	0.00	\$0	0	0.00	\$0	2	4.50	\$26,872
St. Rose-Siena	2	17.50	\$87,197	2	10.00	\$71,073	5	7.80	\$58,506	4	5.50	\$33,295	10	5.00	\$34,677
Southern Hills	0	0.00	\$0	0	0.00	\$0	2	7.00	\$43,889	2	9.50	\$77,408	2	3.50	\$26,921
Spring Valley	0	0.00	\$0	6	5.83	\$38,930	3	4.00	\$28,441	3	4.67	\$27,650	3	5.00	\$37,443
Summerlin	2	3.50	\$36,001	6	6.17	\$44,423	8	4.13	\$35,920	4	4.50	\$38,560	13	6.15	\$57,087
Sunrise	36	5.47	\$27,361	42	4.74	\$25,424	40	4.55	\$28,236	32	5.81	\$38,058	20	5.70	\$36,529
UMC	21	8.90	\$45,980	32	6.91	\$34,415	18	7.50	\$44,480	9	8.33	\$48,787	20	5.25	\$46,645
Valley	13	4.62	\$31,084	10	4.20	\$27,169	6	6.33	\$50,400	4	23.75	\$262,887	6	10.00	\$72,258
TOTAL	104	5.94	\$33,441	121	5.63	\$31,081	113	5.44	\$36,554	81	6.75	\$49,328	99	5.40	\$42,591
WASHOE															
Carson Tahoe	8	4.38	\$24,403	6	4.50	\$29,915	3	3.33	\$23,947	6	3.83	\$34,093	7	4.86	\$46,262
Northern Nevada	4	7.25	\$48,190	1	6.00	\$32,529	2	7.50	\$41,156	1	9.00	\$59,582	0	0.00	\$0
Renown Regional	30	6.67	\$32,385	30	6.83	\$34,655	18	6.44	\$33,974	38	6.21	\$28,355	26	5.88	\$26,596
Renown S. Meadows	0	0.00	\$0	0	0.00	\$0	2	6.50	\$43,457	2	4.00	\$26,814	0	0.00	\$0
Saint Mary's	9	5.78	\$28,934	11	5.64	\$30,802	8	8.13	\$44,430	16	5.25	\$30,938	13	5.08	\$31,546
Sierra Surgery	0	0.00	\$0	0	0.00	\$0	0	0.00	\$0	2	2.50	\$18,532	8	3.25	\$20,499
TOTAL	51	6.20	\$31,764	48	6.25	\$33,135	33	6.64	\$36,607	65	5.62	\$29,651	54	5.17	\$29,434
RURAL															
Battle Mountain	0	0.00	\$0	0	0.00	\$0	0	0.00	\$0	0	0.00	\$0	0	0.00	\$0
Boulder City	0	0.00	\$0	0	0.00	\$0	0	0.00	\$0	0	0.00	\$0	0	0.00	\$0
Carson Valley	0	0.00	\$0	0	0.00	\$0	0	0.00	\$0	0	0.00	\$0	0	0.00	\$0
Churchill	1	3.00	\$23,267	2	6.00	\$30,781	0	0.00	\$0	2	3.50	\$20,926	2	6.50	\$38,155
Grover C. Dils	0	0.00	\$0	0	0.00	\$0	0	0.00	\$0	0	0.00	\$0	0	0.00	\$0
Humboldt	0	0.00	\$0	0	0.00	\$0	0	0.00	\$0	0	0.00	\$0	1	16.00	\$80,028
Incline Village	0	0.00	\$0	0	0.00	\$0	0	0.00	\$0	0	0.00	\$0	0	0.00	\$0
Mesa View	0	0.00	\$0	0	0.00	\$0	0	0.00	\$0	1	5.00	\$27,504	0	0.00	\$0
Mount Grant	0	0.00	\$0	0	0.00	\$0	0	0.00	\$0	0	0.00	\$0	0	0.00	\$0
Northeastern	1	7.00	\$28,065	0	0.00	\$0	0	0.00	\$0	1	1.00	\$8,389	1	5.00	\$22,067
Nye	0	0.00	\$0	0	0.00	\$0	0	0.00	\$0	0	0.00	\$0	0	0.00	\$0
Pershing	0	0.00	\$0	0	0.00	\$0	0	0.00	\$0	0	0.00	\$0	0	0.00	\$0
South Lyon	0	0.00	\$0	0	0.00	\$0	0	0.00	\$0	0	0.00	\$0	0	0.00	\$0
William Bee Ririe	0	0.00	\$0	0	0.00	\$0	0	0.00	\$0	0	0.00	\$0	0	0.00	\$0
TOTAL	2	5.00	\$25,666	2	6.00	\$30,781	0	0.00	\$0	4	3.25	\$19,436	4	8.50	\$44,601
ALL COUNTIES	157	6.01	\$32,797	171	5.81	\$31,654	146	5.71	\$36,566	150	6.17	\$40,004	157	5.40	\$38,117

GASTROINTESTINAL HEMORRHAGE

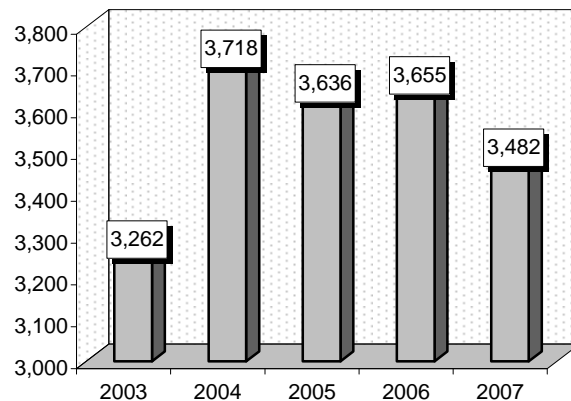
Associated Diagnoses: Diagnoses that frequently accompanied gastrointestinal hemorrhage were: 1) Hypertension (4019), 2) Chronic anemia due to blood loss (2800), 3) Acute post hemorrhagic anemia (2851), 4) Inflammatory and toxic neuropathy (5789), 5) Diabetes Mellitus II without mention of complication (25000), 6) Diaphragmatic hernia without mention of obstruction or gangrene (5533), 7) Unspecified hyperlipidemia (2724).

Definitions: Hypertension: Elevated blood pressure persistently exceeding 140/90. Essential hypertension, the most common kind, has no single identifiable cause.

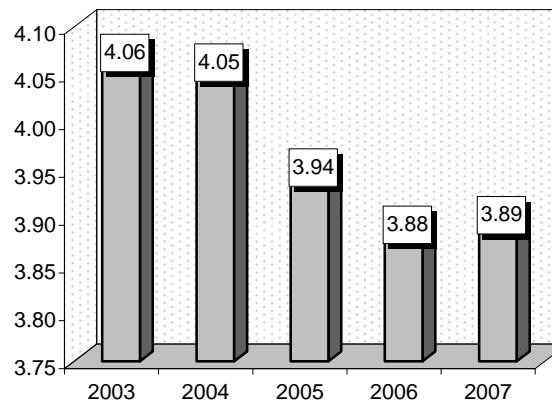
Hemorrhage: The loss of a large amount of blood in a short period of time. Gastrointestinal (GI) hemorrhage can occur in the esophagus, stomach, duodenum, and small and large intestine. Causes of hemorrhage of the GI tract include but are not limited to, esophageal varices, stomach ulcers, duodenal ulcers, peptic ulcers, acute gastritis, diverticulitis, and diverticulosis. **Diverticulosis:** The presence of pouchlike herniations through the muscular layer of the colon. **Diverticulitis:** Inflammation of one or more of these pouchlike herniations. **Duodenum:** The first part of the small intestine. It is located below the stomach. **Hyperlipidemia:** Elevated levels of lipids in the blood stream including cholesterol. **Diabetes mellitus:** A group of disorders in which the body is unable to competently process blood sugars leading to hyperglycemia. This can lead to a host of ailments including poor circulation, kidney disorders and blindness. **Hyperglycemia:** A condition in which an excessive amount of glucose circulates in the blood plasma. **Anemia:** A decrease in hemoglobin (a compound in the blood that carries oxygen to the cells from the lungs and carbon dioxide away from the cells to the lungs) in the blood to levels below normal.

Gender	2003			2004			2005			2006			2007		
	Cases	Avg LOS	Avg Bill	Cases	Avg LOS	Avg Bill	Cases	Avg LOS	Avg Bill	Cases	Avg LOS	Avg Bill	Cases	Avg LOS	Avg Bill
Male	1,758	3.93	\$23,708	2,030	3.91	\$24,343	1,943	3.79	\$26,137	2,050	3.80	\$27,774	1,870	3.83	\$31,850
Female	1,504	4.21	\$23,643	1,688	4.22	\$24,861	1,693	4.12	\$26,821	1,605	3.97	\$27,288	1,612	3.96	\$29,823
Age Group	Cases	Avg LOS	Avg Bill	Cases	Avg LOS	Avg Bill	Cases	Avg LOS	Avg Bill	Cases	Avg LOS	Avg Bill	Cases	Avg LOS	Avg Bill
Ages 0-17	35	2.40	\$11,634	56	2.45	\$13,539	39	3.59	\$35,525	28	3.14	\$18,625	47	2.91	\$21,871
Ages 18-35	184	2.70	\$16,503	177	2.68	\$16,604	198	2.79	\$19,295	192	2.88	\$21,974	178	2.81	\$23,854
Ages 36-49	413	3.49	\$20,650	437	3.96	\$23,629	508	3.34	\$22,581	437	3.29	\$24,496	416	3.59	\$30,373
Ages 50-64	713	4.18	\$24,744	888	3.92	\$24,697	853	3.91	\$26,316	897	3.87	\$28,416	834	3.82	\$32,638
Ages 65+	1,917	4.29	\$24,842	2,160	4.28	\$25,661	2,038	4.23	\$28,001	2,101	4.10	\$28,463	2,007	4.10	\$31,143
TOTAL	3,262	4.06	\$23,678	3,718	4.05	\$24,578	3,636	3.94	\$26,455	3,655	3.88	\$27,561	3,482	3.89	\$30,911

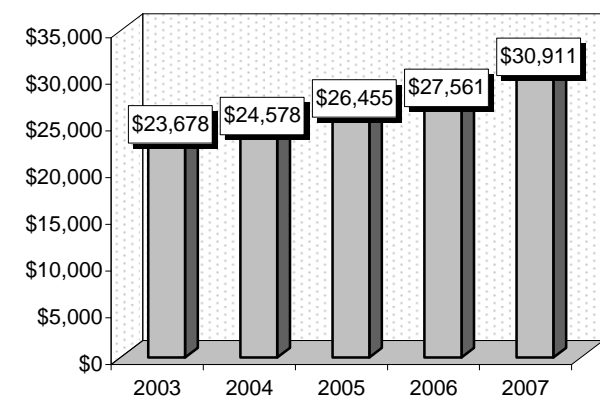
Patient Discharges



Average Length of Stay



Average Billed Charges



County / Hospital	2003			2004			2005			2006			2007		
	Cases	Avg LOS	Avg Bill	Cases	Avg LOS	Avg Bill	Cases	Avg LOS	Avg Bill	Cases	Avg LOS	Avg Bill	Cases	Avg LOS	Avg Bill
CLARK															
Desert Springs	332	3.68	\$23,224	356	4.18	\$24,366	328	3.98	\$27,491	268	4.02	\$28,338	256	4.13	\$32,063
Mountain View	260	4.11	\$22,924	309	3.67	\$23,824	296	4.18	\$29,287	346	3.84	\$30,531	265	3.88	\$32,989
North Vista	125	4.06	\$37,899	149	4.56	\$38,963	112	4.36	\$37,322	130	4.30	\$34,320	107	4.11	\$40,024
St. Rose-Rose de Lima	182	4.03	\$21,319	194	4.09	\$25,414	191	3.87	\$26,367	154	4.05	\$30,542	130	3.81	\$33,333
St. Rose-San Martin	0	0.00	\$0	0	0.00	\$0	0	0.00	\$0	6	3.67	\$30,701	86	3.08	\$27,580
St. Rose-Siena	239	3.85	\$19,456	312	4.00	\$23,786	253	3.69	\$25,532	278	3.49	\$27,301	219	3.53	\$31,252
Southern Hills	0	0.00	\$0	87	4.00	\$19,725	92	4.32	\$25,585	90	3.78	\$25,103	97	4.24	\$30,737
Spring Valley	28	3.00	\$18,267	131	3.82	\$23,384	192	3.70	\$27,370	217	3.11	\$22,718	184	3.81	\$28,852
Summerlin	251	4.02	\$30,175	205	4.15	\$30,200	203	3.88	\$29,408	219	3.86	\$27,737	240	3.91	\$32,672
Sunrise	443	4.34	\$26,294	458	4.19	\$27,344	448	4.08	\$29,610	442	4.33	\$33,821	377	4.56	\$40,685
UMC	349	4.87	\$24,484	344	4.23	\$23,174	323	4.69	\$29,011	285	4.39	\$29,983	286	4.01	\$35,834
Valley	285	4.74	\$33,090	268	5.22	\$31,298	313	4.79	\$32,887	267	4.57	\$35,217	302	4.27	\$34,620
TOTAL	2,494	4.22	\$25,921	2,813	4.20	\$26,323	2,751	4.16	\$29,033	2,702	4.01	\$30,073	2,549	4.03	\$34,114
WASHOE															
Carson Tahoe	155	3.08	\$14,559	187	3.22	\$18,105	162	3.02	\$20,271	201	2.89	\$21,150	181	2.55	\$20,398
Northern Nevada	54	3.15	\$20,043	72	3.39	\$18,119	67	2.81	\$18,070	67	3.25	\$20,374	79	3.65	\$25,313
Renown Regional	283	4.01	\$19,146	321	3.93	\$22,851	273	3.76	\$21,612	290	4.07	\$23,549	244	4.07	\$25,823
Renown S. Meadows	0	0.00	\$0	21	3.52	\$19,088	63	2.86	\$14,892	58	3.36	\$18,336	55	3.44	\$19,594
Saint Mary's	151	3.70	\$17,378	140	4.17	\$22,207	156	3.65	\$20,746	171	3.61	\$22,293	179	3.93	\$27,715
Sierra Surgery	0	0.00	\$0	0	0.00	\$0	0	0.00	\$0	0	0.00	\$0	0	0.00	\$0
TOTAL	643	3.64	\$17,700	741	3.73	\$20,965	721	3.40	\$20,207	787	3.55	\$22,009	738	3.57	\$24,433
RURAL															
Battle Mountain	0	0.00	\$0	0	0.00	\$0	1	2.00	\$5,558	0	0.00	\$0	1	1.00	\$2,968
Boulder City	25	3.64	\$8,423	32	3.66	\$9,509	18	3.00	\$7,990	27	4.30	\$10,174	34	3.71	\$10,103
Carson Valley	0	0.00	\$0	0	0.00	\$0	1	1.00	\$6,821	7	3.00	\$14,600	6	2.83	\$14,601
Churchill	16	2.94	\$11,248	39	3.69	\$18,107	43	3.14	\$13,079	34	3.09	\$14,741	35	3.26	\$14,326
Grover C. Dils	1	5.00	\$6,013	1	2.00	\$5,249	3	2.33	\$3,387	4	4.75	\$7,820	4	2.75	\$5,947
Humboldt	10	2.60	\$4,303	14	2.93	\$6,023	16	2.50	\$6,653	17	2.88	\$8,670	22	3.91	\$12,062
Incline Village	0	0.00	\$0	1	4.00	\$9,792	0	0.00	\$0	0	0.00	\$0	0	0.00	\$0
Mesa View	0	0.00	\$0	0	0.00	\$0	15	1.73	\$10,343	16	2.88	\$21,068	15	2.80	\$14,963
Mount Grant	2	1.00	\$3,070	3	3.33	\$7,580	7	1.43	\$5,628	6	2.17	\$6,354	7	2.71	\$6,430
Northeastern	38	2.92	\$12,269	41	2.29	\$10,877	41	3.10	\$14,051	27	3.89	\$16,498	39	3.56	\$18,171
Nye	16	2.56	\$7,956	8	1.50	\$7,550	1	1.00	\$7,067	6	2.33	\$11,524	9	1.56	\$12,606
Pershing	0	0.00	\$0	3	1.67	\$3,443	0	0.00	\$0	2	1.50	\$3,362	2	4.00	\$10,003
South Lyon	4	1.25	\$2,683	8	2.25	\$3,888	8	1.13	\$2,340	8	2.63	\$4,230	8	2.25	\$4,342
William Bee Ririe	13	3.85	\$12,285	14	2.64	\$8,558	10	3.30	\$12,000	12	3.33	\$14,051	13	4.15	\$21,201
TOTAL	125	3.02	\$9,678	164	2.95	\$10,977	164	2.71	\$10,681	166	3.33	\$12,986	195	3.33	\$13,572
ALL COUNTIES	3,262	4.06	\$23,678	3,718	4.05	\$24,578	3,636	3.94	\$26,455	3,655	3.88	\$27,561	3,482	3.89	\$30,911

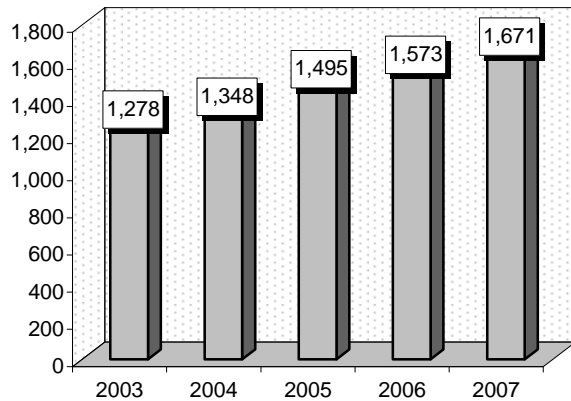
GASTROINTESTINAL OBSTRUCTION

Associated Diagnoses: Diagnoses that frequently accompanied gastrointestinal obstruction were: 1) Hypertension (4019), 2) Dehydration (27651), 3) Paralysis of intestine or colon without mention of hernia (5601), 4) Hypopotassemia (2768), 5) Diabetes Mellitus (25000), 6) Tobacco use disorder (3051), 7) Intestinal or peritoneal adhesions with obstruction (postoperative) (postinfection).

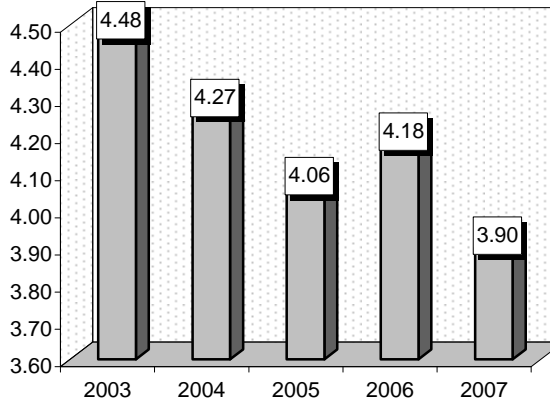
Definitions: **Hypertension:** Elevated blood pressure persistently exceeding 140/90. Essential hypertension, the most common kind, has no single identifiable cause. **Dehydration:** This can be caused by a lack of fluid intake, excessive urination possibly due to diuretics, diarrhea or vomiting. **Hernia:** Abnormal bulging or extrusion of an organ through tissue or muscle which contains it. **Hypopotassemia:** A deficiency of potassium in the blood. **Gastroenteritis:** Inflammation of the stomach and intestines accompanying numerous gastrointestinal disorders. It can be caused by parasites, unclean water, food poisoning or allergens and stress. **Diverticulitis:** inflammation of one or more pouchlike herniations through the muscular layer of the colon. **Diabetes Mellitus:** High blood sugar resulting from low levels of insulin or insulin resistance. **Peritoneal:** Having to do with the parietal peritoneum (the tissue that lines the abdominal wall and pelvic cavity) and visceral peritoneum (the tissue that covers most of the organs in the abdomen, including the intestines).

Gender	2003			2004			2005			2006			2007		
	Cases	Avg LOS	Avg Bill	Cases	Avg LOS	Avg Bill	Cases	Avg LOS	Avg Bill	Cases	Avg LOS	Avg Bill	Cases	Avg LOS	Avg Bill
Male	573	4.28	\$20,001	613	4.09	\$22,328	656	3.68	\$20,475	660	3.99	\$23,448	737	3.65	\$25,227
Female	705	4.65	\$22,456	735	4.42	\$23,156	839	4.36	\$23,776	913	4.31	\$25,279	934	4.09	\$27,771
Age Group	Cases	Avg LOS	Avg Bill	Cases	Avg LOS	Avg Bill	Cases	Avg LOS	Avg Bill	Cases	Avg LOS	Avg Bill	Cases	Avg LOS	Avg Bill
Ages 0-17	34	2.65	\$10,579	32	2.28	\$6,854	67	3.04	\$13,672	62	4.19	\$17,874	70	3.20	\$16,619
Ages 18-35	89	3.93	\$16,805	104	3.98	\$19,804	88	3.48	\$17,787	98	3.61	\$18,990	133	3.52	\$22,448
Ages 36-49	184	4.47	\$19,707	192	3.95	\$20,624	250	3.62	\$20,300	239	3.73	\$22,696	284	3.45	\$24,013
Ages 50-64	322	4.42	\$21,236	343	3.98	\$20,982	358	3.91	\$20,474	396	3.82	\$23,252	461	4.17	\$29,195
Ages 65+	649	4.69	\$23,071	677	4.65	\$25,512	732	4.46	\$25,265	778	4.56	\$26,933	723	4.04	\$27,804
TOTAL	1,278	4.48	\$21,355	1,348	4.27	\$22,780	1,495	4.06	\$22,328	1,573	4.18	\$24,511	1,671	3.90	\$26,649

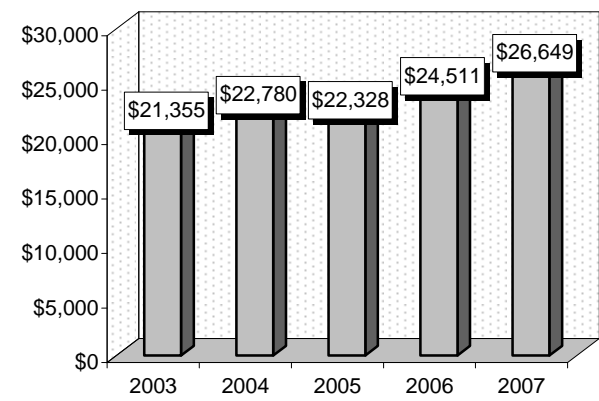
Patient Discharges



Average Length of Stay



Average Billed Charges



County / Hospital	2003			2004			2005			2006			2007		
	Cases	Avg LOS	Avg Bill	Cases	Avg LOS	Avg Bill	Cases	Avg LOS	Avg Bill	Cases	Avg LOS	Avg Bill	Cases	Avg LOS	Avg Bill
CLARK															
Desert Springs	89	4.40	\$25,299	108	3.61	\$19,258	113	4.53	\$29,571	85	4.47	\$29,397	84	3.39	\$22,868
Mountain View	117	4.58	\$19,556	117	4.29	\$23,006	141	4.60	\$25,922	163	4.47	\$27,807	159	3.53	\$27,955
North Vista	37	7.24	\$41,609	47	5.77	\$37,010	40	4.17	\$26,579	31	4.42	\$27,603	44	4.32	\$33,231
St. Rose-Rose de Lima	71	5.03	\$22,279	68	3.91	\$21,268	51	4.61	\$31,397	57	4.23	\$27,632	72	3.76	\$27,724
St. Rose-San Martin	0	0.00	\$0	0	0.00	\$0	0	0.00	\$0	9	4.56	\$31,561	46	3.37	\$26,836
St. Rose-Siena	107	4.59	\$20,103	96	4.56	\$24,223	106	4.00	\$24,019	131	4.73	\$32,158	126	3.92	\$27,919
Southern Hills	0	0.00	\$0	36	4.22	\$16,441	61	4.16	\$20,361	53	4.26	\$26,109	39	5.79	\$37,347
Spring Valley	8	3.13	\$17,807	58	3.55	\$22,213	82	3.54	\$21,244	90	3.09	\$23,293	97	3.56	\$27,926
Summerlin	94	4.06	\$27,187	96	4.71	\$34,891	101	4.50	\$31,752	128	4.30	\$30,828	152	4.42	\$35,919
Sunrise	178	4.69	\$24,564	177	4.64	\$25,465	188	4.20	\$23,609	165	4.31	\$28,041	160	4.03	\$28,218
UMC	116	4.75	\$19,969	102	5.69	\$27,941	106	4.97	\$24,389	108	5.65	\$27,815	152	4.78	\$33,463
Valley	96	4.64	\$28,511	80	5.06	\$32,692	67	4.61	\$25,584	103	4.73	\$28,758	115	4.03	\$33,300
TOTAL	913	4.69	\$24,026	985	4.55	\$25,873	1,056	4.37	\$25,697	1,123	4.46	\$28,475	1,246	4.04	\$30,202
WASHOE															
Carson Tahoe	79	3.52	\$14,639	67	2.60	\$11,945	78	2.19	\$10,712	87	2.07	\$12,500	67	2.76	\$17,703
Northern Nevada	34	3.91	\$19,753	21	3.05	\$15,411	43	3.81	\$17,503	34	3.53	\$17,932	30	3.37	\$18,888
Renown Regional	99	5.15	\$19,464	106	4.27	\$19,066	132	3.61	\$16,537	93	4.38	\$17,158	114	4.04	\$17,911
Renown S. Meadows	0	0.00	\$0	16	3.44	\$16,184	14	3.43	\$15,286	41	3.34	\$15,585	39	3.38	\$16,284
Saint Mary's	58	4.14	\$15,073	67	4.09	\$16,508	67	4.34	\$17,881	80	3.86	\$16,917	85	4.20	\$18,840
Sierra Surgery	0	0.00	\$0	0	0.00	\$0	0	0.00	\$0	0	0.00	\$0	0	0.00	\$0
TOTAL	270	4.30	\$17,145	277	3.68	\$16,281	334	3.44	\$15,518	335	3.44	\$15,777	335	3.69	\$18,003
RURAL															
Battle Mountain	1	2.00	\$3,417	0	0.00	\$0	0	0.00	\$0	0	0.00	\$0	1	2.00	\$1,667
Boulder City	21	2.81	\$8,012	14	3.50	\$9,526	13	4.31	\$10,757	27	5.93	\$13,791	12	3.17	\$6,727
Carson Valley	0	0.00	\$0	0	0.00	\$0	2	1.50	\$6,062	1	4.00	\$16,683	2	5.50	\$21,847
Churchill	16	4.19	\$12,013	9	4.11	\$13,110	20	3.45	\$12,853	18	3.39	\$12,588	12	3.00	\$11,477
Grover C. Dils	1	4.00	\$4,706	2	2.00	\$3,252	2	3.50	\$4,081	7	3.00	\$6,978	6	3.17	\$6,798
Humboldt	5	4.00	\$7,103	1	2.00	\$2,703	5	1.80	\$6,277	1	3.00	\$2,744	4	2.00	\$15,408
Incline Village	1	1.00	\$4,746	0	0.00	\$0	0	0.00	\$0	0	0.00	\$0	0	0.00	\$0
Mesa View	0	0.00	\$0	0	0.00	\$0	18	3.17	\$12,753	20	2.70	\$13,584	12	2.58	\$12,268
Mount Grant	9	2.89	\$6,662	5	2.20	\$5,209	5	2.80	\$7,950	2	1.00	\$2,609	3	4.67	\$12,573
Northeastern	15	3.20	\$8,960	33	3.27	\$10,493	18	2.50	\$10,457	13	2.85	\$12,947	14	2.21	\$10,896
Nye	6	1.83	\$5,592	3	1.33	\$4,842	7	1.71	\$7,727	6	2.00	\$7,657	7	1.29	\$7,998
Pershing	1	1.00	\$2,128	5	1.80	\$5,239	0	0.00	\$0	1	1.00	\$4,775	2	2.00	\$10,570
South Lyon	13	2.62	\$3,873	12	2.50	\$2,689	8	2.63	\$3,892	13	2.38	\$5,298	6	4.33	\$6,321
William Bee Ririe	6	2.50	\$6,313	2	1.00	\$3,159	7	3.14	\$10,018	6	3.17	\$10,080	9	1.56	\$5,384
TOTAL	95	3.03	\$7,654	86	2.98	\$8,281	105	3.00	\$10,109	115	3.52	\$11,239	90	2.70	\$9,636
ALL COUNTIES	1,278	4.48	\$21,355	1,348	4.27	\$22,780	1,495	4.06	\$22,328	1,573	4.18	\$24,511	1,671	3.90	\$26,649

CIRRHOSIS & ALCOHOLIC HEPATITIS

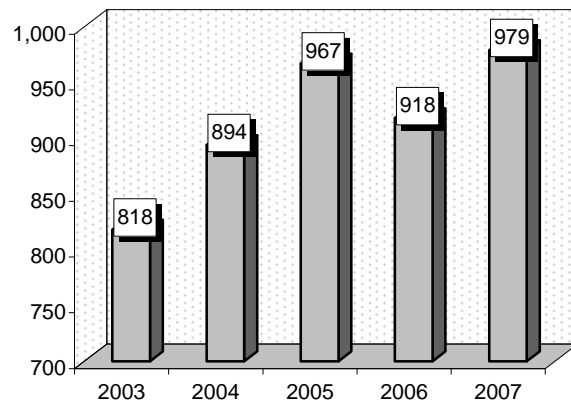
Associated Diagnoses: Diagnoses that frequently accompanied cirrhosis and alcoholic hepatitis were: 1) Ascites (7895), 2) Portal hypertension (5723), 3) Tobacco use disorder (3051), 4) Esophageal varices in diseases classified elsewhere (45620), 5) Hypertension (4019).

Definitions: **Cirrhosis:** A chronic liver disease that causes scarring of the liver and liver dysfunction. This often has many complications, including accumulation of fluid in the abdomen (ascites), bleeding disorders (coagulopathy) increased pressure in the blood vessels (portal hypertension) and confusion or a change in the level of consciousness (hepatic encephalopathy). Common causes include hepatitis C and alcohol use. **Hepatitis:** Inflammation of the liver, characterized by anorexia, abdominal and gastric discomfort and abnormal liver function. **Portal hypertension:** An increased venous pressure in the portal circulation caused by compression or occlusion in the portal or hepatic vascular system. **Hepatitis C:** A type of hepatitis most commonly transmitted by blood transfusion or, used needle puncture. **Ascites:** Fluid in peritoneal (abdominal) cavity. **Varices:** Stretched veins such as those that form in the esophagus from cirrhosis. **Hypertension:** Elevated blood pressure persistently exceeding 140/90. Essential hypertension, the most common kind, has no single identifiable cause.

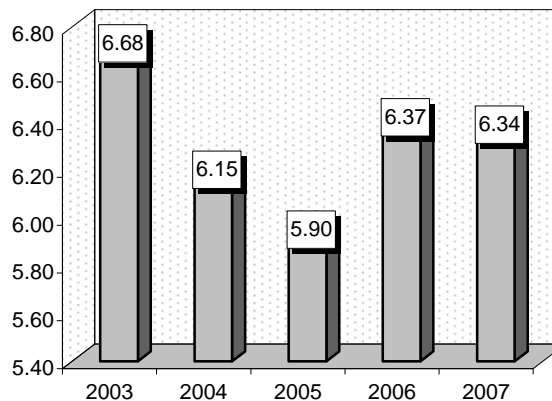
Comments: The liver is the largest internal organ in the human body. The liver helps the body digest fats, stores reserves of nutrients, filters poisons and wastes from the blood, synthesizes proteins, and regulates the levels of many chemicals found in the bloodstream.

Gender	2003			2004			2005			2006			2007		
	Cases	Avg LOS	Avg Bill	Cases	Avg LOS	Avg Bill	Cases	Avg LOS	Avg Bill	Cases	Avg LOS	Avg Bill	Cases	Avg LOS	Avg Bill
Male	573	6.49	\$35,468	614	5.84	\$33,991	641	5.75	\$35,353	597	6.45	\$43,308	639	6.21	\$47,029
Female	245	7.13	\$35,682	280	6.82	\$34,535	326	6.18	\$34,339	321	6.23	\$40,347	340	6.60	\$47,034
Age Group	Cases	Avg LOS	Avg Bill	Cases	Avg LOS	Avg Bill	Cases	Avg LOS	Avg Bill	Cases	Avg LOS	Avg Bill	Cases	Avg LOS	Avg Bill
Ages 0-17	0	0.00	\$0	1	3.00	\$33,390	1	2.00	\$28,294	1	3.00	\$33,948	2	2.50	\$730
Ages 18-35	29	6.66	\$29,995	47	5.77	\$32,051	30	5.17	\$32,500	29	4.38	\$29,119	52	4.90	\$35,607
Ages 36-49	297	6.50	\$33,643	328	5.88	\$32,386	355	5.82	\$33,545	282	7.22	\$46,996	306	6.14	\$44,262
Ages 50-64	358	7.15	\$38,443	350	6.57	\$36,570	431	6.19	\$37,125	439	6.25	\$41,754	463	6.68	\$50,321
Ages 65+	134	5.83	\$33,140	168	5.92	\$33,205	150	5.41	\$32,955	167	5.64	\$37,993	156	6.25	\$47,096
TOTAL	818	6.68	\$35,532	894	6.15	\$34,161	967	5.90	\$35,011	918	6.37	\$42,273	979	6.34	\$47,030

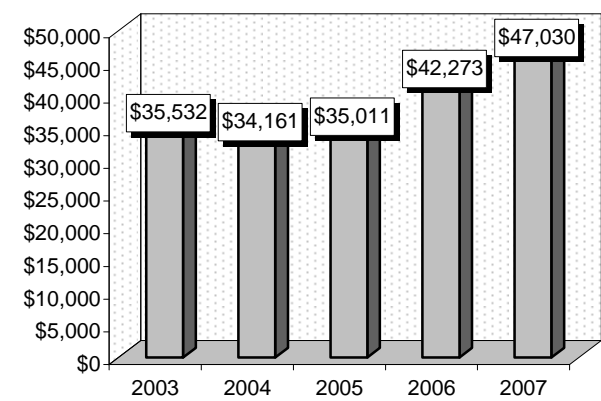
Patient Discharges



Average Length of Stay



Average Billed Charges



County / Hospital	2003			2004			2005			2006			2007		
	Cases	Avg LOS	Avg Bill	Cases	Avg LOS	Avg Bill	Cases	Avg LOS	Avg Bill	Cases	Avg LOS	Avg Bill	Cases	Avg LOS	Avg Bill
CLARK															
Desert Springs	57	7.09	\$42,558	49	6.12	\$38,407	57	5.53	\$32,667	62	8.66	\$66,035	84	5.83	\$42,943
Mountain View	32	7.97	\$44,432	55	5.91	\$36,844	57	5.95	\$37,918	63	6.68	\$53,151	69	6.71	\$55,387
North Vista	28	4.39	\$40,789	40	5.20	\$40,539	37	5.95	\$46,058	37	10.86	\$78,281	45	10.40	\$73,561
St. Rose-Rose de Lima	40	7.03	\$33,604	50	6.58	\$45,340	53	6.26	\$36,110	62	4.50	\$33,492	54	5.37	\$45,414
St. Rose-San Martin	0	0.00	\$0	0	0.00	\$0	0	0.00	\$0	3	2.67	\$32,748	10	5.30	\$40,711
St. Rose-Siena	47	6.64	\$34,315	48	8.40	\$42,564	49	6.06	\$44,551	54	4.94	\$40,796	59	5.46	\$46,614
Southern Hills	0	0.00	\$0	28	6.50	\$35,346	21	8.19	\$38,681	26	6.15	\$44,809	18	9.17	\$82,124
Spring Valley	8	4.00	\$25,615	30	5.43	\$31,368	45	4.87	\$29,174	37	7.41	\$52,894	57	7.51	\$58,188
Summerlin	40	5.80	\$43,089	19	4.89	\$32,418	38	6.45	\$41,023	36	5.31	\$36,734	24	4.04	\$35,036
Sunrise	94	7.47	\$41,482	97	5.65	\$32,631	109	6.21	\$39,682	76	6.33	\$45,420	90	7.12	\$56,724
UMC	206	7.41	\$33,224	190	6.85	\$30,797	177	6.52	\$36,027	139	6.18	\$36,676	177	6.44	\$44,351
Valley	62	7.50	\$54,232	49	6.43	\$37,597	60	4.40	\$27,807	66	5.91	\$45,745	65	5.60	\$52,226
TOTAL	614	7.06	\$39,057	655	6.36	\$35,490	703	6.02	\$36,812	661	6.46	\$46,491	752	6.54	\$50,977
WASHOE															
Carson Tahoe	33	4.97	\$19,852	33	5.18	\$24,957	30	5.27	\$27,093	32	4.66	\$24,102	29	4.03	\$36,534
Northern Nevada	17	4.88	\$30,495	20	3.10	\$16,725	16	4.25	\$24,255	22	5.14	\$29,836	37	4.84	\$29,844
Renown Regional	83	6.45	\$28,411	115	5.76	\$33,568	138	5.45	\$32,789	110	6.85	\$34,946	96	5.52	\$32,268
Renown S. Meadows	0	0.00	\$0	5	3.80	\$21,449	9	5.33	\$29,890	12	5.75	\$35,873	12	8.00	\$40,868
Saint Mary's	46	5.52	\$27,097	41	8.00	\$46,767	43	6.93	\$33,755	54	6.98	\$36,444	39	7.18	\$41,711
Sierra Surgery	0	0.00	\$0	0	0.00	\$0	0	0.00	\$0	0	0.00	\$0	0	0.00	\$0
TOTAL	179	5.79	\$26,693	214	5.80	\$32,912	236	5.61	\$31,552	230	6.35	\$33,348	213	5.64	\$34,641
RURAL															
Battle Mountain	0	0.00	\$0	0	0.00	\$0	0	0.00	\$0	0	0.00	\$0	0	0.00	\$0
Boulder City	0	0.00	\$0	3	1.67	\$5,392	2	10.50	\$20,484	4	7.50	\$13,043	1	1.00	\$3,747
Carson Valley	0	0.00	\$0	0	0.00	\$0	0	0.00	\$0	0	0.00	\$0	0	0.00	\$0
Churchill	8	3.50	\$11,779	4	6.00	\$16,810	9	6.22	\$30,378	4	5.25	\$22,366	2	2.50	\$7,113
Grover C. Dils	1	2.00	\$2,495	3	2.67	\$4,649	0	0.00	\$0	0	0.00	\$0	0	0.00	\$0
Humboldt	1	5.00	\$5,160	2	6.50	\$9,581	1	1.00	\$4,510	0	0.00	\$0	1	5.00	\$12,244
Incline Village	0	0.00	\$0	0	0.00	\$0	0	0.00	\$0	0	0.00	\$0	0	0.00	\$0
Mesa View	0	0.00	\$0	0	0.00	\$0	4	3.75	\$13,050	4	2.50	\$15,707	1	2.00	\$10,620
Mount Grant	0	0.00	\$0	0	0.00	\$0	2	8.00	\$14,902	1	2.00	\$8,224	1	15.00	\$35,614
Northeastern	10	5.10	\$16,679	9	3.22	\$12,119	3	4.67	\$19,859	10	4.60	\$16,380	3	13.67	\$66,004
Nye	3	1.67	\$8,704	3	2.33	\$8,215	2	1.00	\$5,902	3	3.00	\$7,529	4	1.75	\$5,647
Pershing	0	0.00	\$0	0	0.00	\$0	1	3.00	\$11,000	0	0.00	\$0	0	0.00	\$0
South Lyon	0	0.00	\$0	0	0.00	\$0	0	0.00	\$0	0	0.00	\$0	0	0.00	\$0
William Bee Ririe	2	3.00	\$5,670	1	1.00	\$1,205	4	4.00	\$11,870	1	2.00	\$6,684	1	9.00	\$32,593
TOTAL	25	3.88	\$12,245	25	3.48	\$10,058	28	5.14	\$18,955	27	4.44	\$15,028	14	6.07	\$23,546
ALL COUNTIES	818	6.68	\$35,532	894	6.15	\$34,161	967	5.90	\$35,011	918	6.37	\$42,273	979	6.34	\$47,030

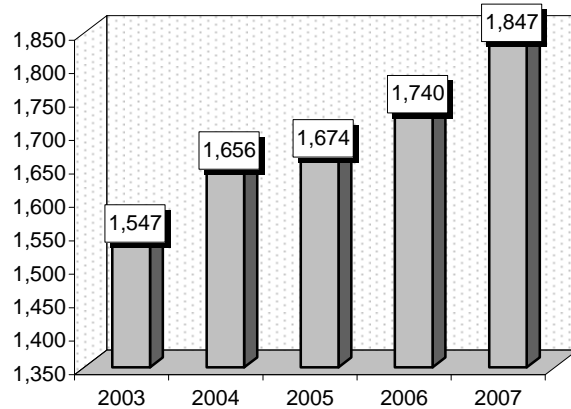
HIP & FEMUR PROCEDURES EXCEPT MAJOR JOINT

Associated Procedures: Procedures that frequently accompanied hip and femur procedures were: 1) Open reduction reduction of fracture with internal fixation of femur (7935), 2) Closed reduction of fracture with internal fixation of femur (7915), 3) Transfusion of packed cells (9904), 4) Internal fixation of bone without fracture reduction (7855), 5) Removal of implanted devices from bone, femur (7865), 6) Bone graft, femur (7805), 7) Arthrotomy, hip (8015).

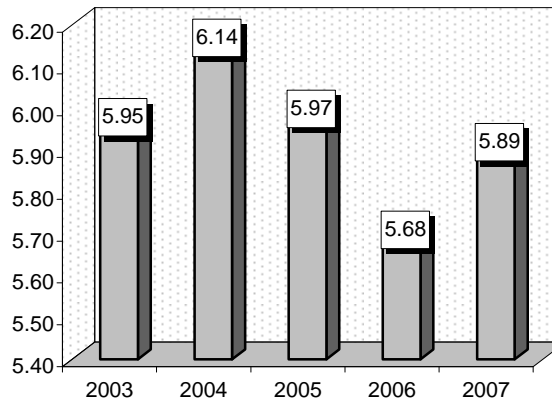
Definitions: **Open reduction:** A surgical procedure for reducing a fracture or dislocation. **Closed reduction:** The manual correction of a fracture without an incision. **Internal fixation:** A method of holding together the fragments of a fractured bone. After open reduction of the fracture, pins, wires, screws, plates or nails may be used to stabilize the fragments. **Bone graft:** The transplantation of a piece of bone from one part of the body to another to repair a skeletal defect. **Osteoclasis:** The intentional surgical fracture of a bone to correct a deformity. **Femur:** The thigh bone that extends from the pelvis to the knee. It is the longest and strongest bone in the body. **Closed reduction:** The manual corrections of fractures without incisions. **Transfusion:** A transfer of body fluids or tissues from one person to another. **Arthrotomy:** The surgical incision into a joint.

Gender	2003			2004			2005			2006			2007		
	Cases	Avg LOS	Avg Bill	Cases	Avg LOS	Avg Bill	Cases	Avg LOS	Avg Bill	Cases	Avg LOS	Avg Bill	Cases	Avg LOS	Avg Bill
Male	605	5.88	\$45,608	671	6.51	\$49,666	685	5.72	\$49,973	686	5.53	\$52,691	718	5.96	\$62,098
Female	942	6.00	\$45,096	985	5.89	\$45,546	989	6.15	\$48,832	1,054	5.78	\$51,679	1,129	5.84	\$57,466
Age Group	Cases	Avg LOS	Avg Bill	Cases	Avg LOS	Avg Bill	Cases	Avg LOS	Avg Bill	Cases	Avg LOS	Avg Bill	Cases	Avg LOS	Avg Bill
Ages 0-17	134	3.14	\$29,354	137	3.88	\$33,043	116	3.52	\$34,812	145	3.43	\$38,228	146	3.75	\$48,381
Ages 18-35	121	4.75	\$50,864	113	4.92	\$52,518	130	4.48	\$52,042	124	4.23	\$52,914	114	4.91	\$65,053
Ages 36-49	102	5.64	\$52,901	97	5.82	\$51,460	113	5.76	\$53,165	106	5.67	\$55,630	123	7.83	\$79,015
Ages 50-64	200	7.68	\$52,348	203	7.59	\$54,702	231	7.11	\$54,296	236	6.36	\$55,439	263	7.13	\$63,035
Ages 65+	990	6.17	\$44,565	1,106	6.31	\$46,683	1,084	6.19	\$49,052	1,129	5.99	\$52,729	1,201	5.77	\$57,193
TOTAL	1,547	5.95	\$45,296	1,656	6.14	\$47,216	1,674	5.97	\$49,299	1,740	5.68	\$52,078	1,847	5.89	\$59,267

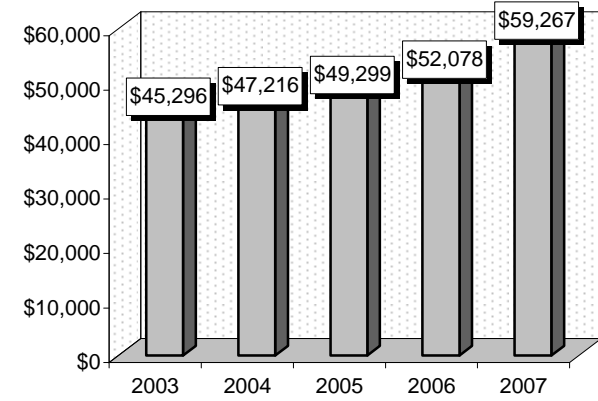
Patient Discharges



Average Length of Stay



Average Billed Charges



County / Hospital	2003			2004			2005			2006			2007		
	Cases	Avg LOS	Avg Bill	Cases	Avg LOS	Avg Bill	Cases	Avg LOS	Avg Bill	Cases	Avg LOS	Avg Bill	Cases	Avg LOS	Avg Bill
CLARK															
Desert Springs	10	7.80	\$51,476	0	0.00	\$0	4	3.75	\$30,858	70	5.76	\$50,968	79	5.95	\$68,037
Mountain View	94	6.55	\$44,314	104	6.47	\$48,137	88	6.90	\$56,199	123	5.54	\$49,572	102	5.79	\$50,697
North Vista	25	8.16	\$78,353	9	8.78	\$67,430	16	8.63	\$81,733	31	6.65	\$64,106	22	6.82	\$59,750
St. Rose-Rose de Lima	86	5.13	\$38,692	93	5.29	\$43,627	91	5.55	\$47,162	75	5.11	\$55,044	74	5.22	\$63,218
St. Rose-San Martin	0	0.00	\$0	0	0.00	\$0	0	0.00	\$0	6	3.67	\$35,123	39	4.95	\$62,927
St. Rose-Siena	87	5.90	\$42,613	105	5.74	\$51,148	111	5.87	\$49,888	111	4.97	\$53,641	132	6.16	\$72,788
Southern Hills	0	0.00	\$0	12	7.33	\$45,017	39	8.23	\$53,865	27	5.56	\$44,494	32	6.84	\$54,632
Spring Valley	5	5.80	\$37,223	69	7.39	\$59,380	77	6.56	\$54,305	102	6.13	\$52,967	91	6.31	\$64,393
Summerlin	138	6.14	\$54,652	118	6.16	\$51,187	119	5.87	\$53,378	125	5.98	\$61,691	137	5.20	\$65,781
Sunrise	252	6.25	\$43,646	271	6.18	\$46,760	298	5.94	\$50,923	276	5.89	\$57,197	268	6.39	\$67,323
UMC	180	5.78	\$43,867	189	6.69	\$50,996	176	6.24	\$51,824	168	5.82	\$57,886	191	5.79	\$70,057
Valley	97	6.73	\$48,054	125	6.46	\$47,563	91	7.09	\$55,160	111	6.85	\$59,182	124	6.17	\$60,701
TOTAL	974	6.16	\$46,158	1,095	6.32	\$49,291	1,110	6.26	\$52,393	1,225	5.82	\$55,789	1,291	5.96	\$65,198
WASHOE															
Carson Tahoe	95	4.08	\$29,241	100	4.98	\$35,571	92	4.89	\$39,611	80	4.74	\$46,772	104	4.55	\$47,357
Northern Nevada	88	6.48	\$84,409	63	6.14	\$57,399	62	4.94	\$60,178	41	6.10	\$62,933	32	4.31	\$44,622
Renown Regional	224	5.57	\$39,833	223	6.35	\$48,445	248	6.01	\$45,187	214	6.05	\$44,908	217	7.07	\$49,852
Renown S. Meadows	0	0.00	\$0	0	0.00	\$0	0	0.00	\$0	16	3.56	\$28,725	33	5.06	\$33,983
Saint Mary's	123	6.21	\$39,324	113	5.28	\$39,321	112	4.97	\$38,342	115	4.63	\$38,750	127	5.23	\$45,317
Sierra Surgery	0	0.00	\$0	0	0.00	\$0	0	0.00	\$0	2	2.00	\$14,806	0	0.00	\$0
TOTAL	530	5.60	\$45,218	499	5.81	\$44,929	514	5.45	\$44,506	468	5.38	\$44,610	513	5.80	\$46,877
RURAL															
Battle Mountain	0	0.00	\$0	0	0.00	\$0	0	0.00	\$0	0	0.00	\$0	0	0.00	\$0
Boulder City	14	4.64	\$17,851	17	5.47	\$23,492	5	5.00	\$26,747	7	5.29	\$22,973	19	4.05	\$21,161
Carson Valley	0	0.00	\$0	0	0.00	\$0	0	0.00	\$0	0	0.00	\$0	0	0.00	\$0
Churchill	3	5.33	\$20,359	0	0.00	\$0	1	9.00	\$63,967	0	0.00	\$0	0	0.00	\$0
Grover C. Dils	0	0.00	\$0	0	0.00	\$0	0	0.00	\$0	0	0.00	\$0	0	0.00	\$0
Humboldt	0	0.00	\$0	0	0.00	\$0	0	0.00	\$0	0	0.00	\$0	0	0.00	\$0
Incline Village	0	0.00	\$0	0	0.00	\$0	0	0.00	\$0	0	0.00	\$0	0	0.00	\$0
Mesa View	0	0.00	\$0	0	0.00	\$0	22	4.09	\$27,825	14	3.71	\$25,355	7	3.71	\$23,237
Mount Grant	0	0.00	\$0	0	0.00	\$0	0	0.00	\$0	0	0.00	\$0	0	0.00	\$0
Northeastern	24	6.25	\$32,952	39	5.77	\$32,139	22	5.32	\$31,092	24	5.71	\$34,729	13	5.38	\$38,424
Nye	0	0.00	\$0	0	0.00	\$0	0	0.00	\$0	0	0.00	\$0	0	0.00	\$0
Pershing	0	0.00	\$0	0	0.00	\$0	0	0.00	\$0	0	0.00	\$0	0	0.00	\$0
South Lyon	0	0.00	\$0	0	0.00	\$0	0	0.00	\$0	0	0.00	\$0	0	0.00	\$0
William Bee Ririe	2	7.00	\$23,978	6	5.67	\$23,767	0	0.00	\$0	2	4.50	\$23,976	4	7.00	\$45,680
TOTAL	43	5.70	\$26,739	62	5.68	\$28,958	50	4.82	\$29,878	47	5.00	\$29,728	43	4.67	\$28,999
ALL COUNTIES	1,547	5.95	\$45,296	1,656	6.14	\$47,216	1,674	5.97	\$49,299	1,740	5.68	\$52,078	1,847	5.89	\$59,267

MEDICAL BACK PROBLEMS

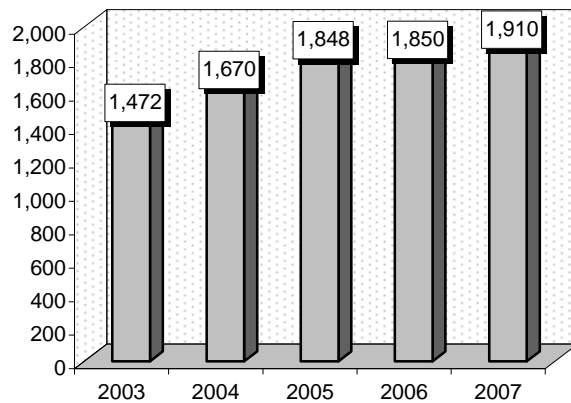
Associated Diagnoses: Diagnoses that frequently accompanied back problems were: 1) Hypertension (4019), 2) Tobacco use disorder (3051), 3) Closed fracture of lumbar vertebral column without mention of spinal cord injury (8054), 4) Lumbago (7242), 5) Closed fracture of the dorsal, thoracic vertebral column without mention of spinal cord injury (8052).

Definitions: **Vertebra:** Any one of the bones of the spinal column. **Intervertebral:** The space between two vertebrae. **Myelopathy:** Disease of the spinal cord. **Stenosis:** An abnormal condition characterized by the constriction or narrowing of an opening or passageway in a body structure. **Lumbago:** Pain in the lumbar, lower, region of the spinal cord caused by muscle strain, rheumatoid arthritis, osteoarthritis, or a herniated intervertebral disk. **Fracture:** a traumatic injury to a bone in which the continuity of the bone tissue is broken. **Dorsal:** The back of something. **Hypertension:** Elevated blood pressure persistently exceeding 140/90. Essential hypertension, the most common kind, has no single identifiable cause.

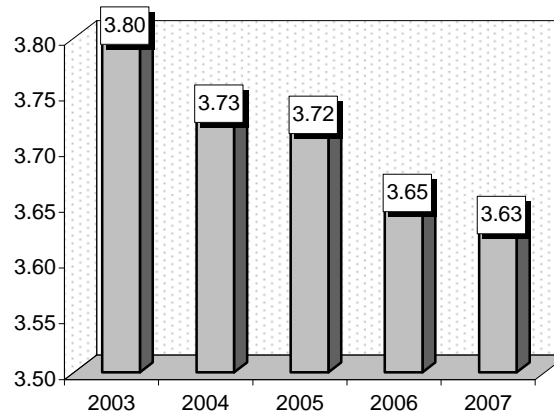
Comments: Diagnoses under this DRG, include but are not limited to, displacement of lumbar intervertebral disc without myelopathy, spinal stenosis, lumbago, closed fracture of dorsal vertebra and closed fracture of lumbar vertebra. It's interesting that persons with this diagnosis, as well as many other medical problems throughout this book, commonly have a diagnosis of tobacco use.

Gender	2003			2004			2005			2006			2007		
	Cases	Avg LOS	Avg Bill	Cases	Avg LOS	Avg Bill	Cases	Avg LOS	Avg Bill	Cases	Avg LOS	Avg Bill	Cases	Avg LOS	Avg Bill
Male	661	3.82	\$19,001	781	3.55	\$18,483	805	3.61	\$21,794	803	3.63	\$23,644	848	3.61	\$27,071
Female	811	3.78	\$17,650	889	3.88	\$18,567	1,043	3.80	\$20,491	1,047	3.66	\$20,780	1,062	3.65	\$24,427
Age Group	Cases	Avg LOS	Avg Bill	Cases	Avg LOS	Avg Bill	Cases	Avg LOS	Avg Bill	Cases	Avg LOS	Avg Bill	Cases	Avg LOS	Avg Bill
Ages 0-17	31	3.35	\$15,281	34	2.44	\$19,214	36	2.08	\$17,043	49	2.78	\$21,396	40	3.42	\$26,107
Ages 18-35	231	3.55	\$20,509	252	2.92	\$16,910	278	2.71	\$18,512	222	3.26	\$24,264	265	2.81	\$25,171
Ages 36-49	299	3.46	\$17,007	369	3.30	\$17,224	411	3.48	\$20,547	389	3.18	\$19,919	368	3.42	\$24,150
Ages 50-64	339	3.79	\$18,108	384	3.75	\$17,524	484	4.03	\$22,681	445	3.76	\$22,848	475	3.81	\$26,549
Ages 65+	572	4.10	\$18,250	631	4.35	\$20,511	639	4.16	\$21,492	745	4.00	\$22,002	762	3.92	\$25,834
TOTAL	1,472	3.80	\$18,256	1,670	3.73	\$18,528	1,848	3.72	\$21,059	1,850	3.65	\$22,023	1,910	3.63	\$25,601

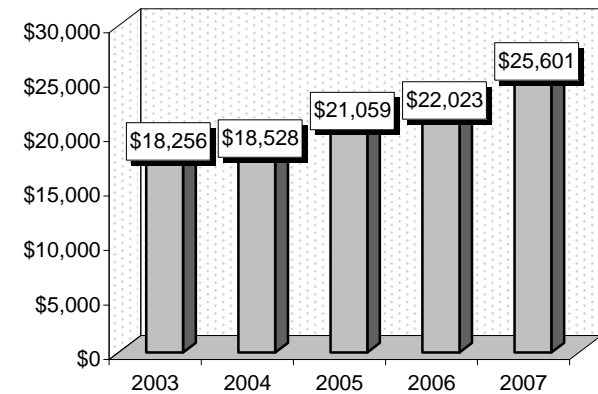
Patient Discharges



Average Length of Stay



Average Billed Charges



County / Hospital	2003			2004			2005			2006			2007		
	Cases	Avg LOS	Avg Bill	Cases	Avg LOS	Avg Bill	Cases	Avg LOS	Avg Bill	Cases	Avg LOS	Avg Bill	Cases	Avg LOS	Avg Bill
CLARK															
Desert Springs	97	3.44	\$18,102	111	3.99	\$18,610	104	3.76	\$18,787	116	3.72	\$20,246	107	4.22	\$26,202
Mountain View	67	4.04	\$18,998	92	3.92	\$19,186	92	3.37	\$18,577	98	3.82	\$24,496	124	3.13	\$22,990
North Vista	26	4.73	\$25,467	36	4.14	\$20,756	16	2.63	\$14,415	23	2.96	\$19,148	16	3.38	\$22,615
St. Rose-Rose de Lima	64	3.66	\$15,408	71	3.72	\$18,440	57	3.96	\$18,187	76	3.36	\$20,184	59	2.73	\$23,580
St. Rose-San Martin	0	0.00	\$0	0	0.00	\$0	0	0.00	\$0	2	2.50	\$25,715	59	2.98	\$25,869
St. Rose-Siena	72	3.97	\$18,508	104	3.34	\$20,275	124	3.65	\$22,830	101	3.10	\$20,329	120	3.62	\$26,537
Southern Hills	0	0.00	\$0	35	2.94	\$13,474	45	3.38	\$18,229	42	3.38	\$18,805	49	3.29	\$20,878
Spring Valley	7	4.43	\$18,260	47	3.36	\$18,232	68	2.88	\$18,311	83	3.46	\$22,739	74	3.58	\$25,054
Summerlin	98	3.71	\$20,487	73	2.89	\$16,300	120	3.86	\$21,682	107	3.17	\$21,331	75	3.69	\$28,951
Sunrise	302	3.65	\$16,781	279	3.75	\$16,550	303	3.28	\$18,806	295	3.51	\$23,173	345	3.84	\$25,688
UMC	268	4.29	\$21,732	310	3.97	\$22,205	331	4.76	\$30,415	260	4.16	\$31,934	270	3.92	\$38,141
Valley	143	3.22	\$15,524	145	3.54	\$16,598	136	3.33	\$17,269	155	3.30	\$19,959	161	3.14	\$23,102
TOTAL	1,144	3.81	\$18,581	1,303	3.70	\$18,743	1,396	3.76	\$21,879	1,358	3.57	\$23,579	1,459	3.60	\$27,448
WASHOE															
Carson Tahoe	33	4.61	\$13,565	53	3.42	\$12,425	69	3.26	\$12,731	87	3.82	\$17,461	67	2.76	\$14,973
Northern Nevada	29	3.48	\$19,746	21	3.19	\$16,067	28	3.36	\$17,381	20	3.55	\$16,611	28	3.04	\$18,588
Renown Regional	184	3.45	\$18,809	192	3.86	\$22,014	217	3.81	\$24,525	207	3.84	\$21,861	204	4.12	\$25,012
Renown S. Meadows	0	0.00	\$0	10	2.50	\$12,381	22	2.86	\$15,281	41	3.44	\$14,579	34	3.50	\$15,954
Saint Mary's	33	5.70	\$25,213	31	5.74	\$22,251	43	3.81	\$15,240	58	4.09	\$15,706	54	4.24	\$18,414
Sierra Surgery	0	0.00	\$0	0	0.00	\$0	0	0.00	\$0	1	1.00	\$9,432	0	0.00	\$0
TOTAL	279	3.86	\$19,044	307	3.89	\$19,662	379	3.62	\$20,260	414	3.81	\$19,069	387	3.77	\$21,093
RURAL															
Battle Mountain	3	3.67	\$3,220	1	2.00	\$2,617	0	0.00	\$0	0	0.00	\$0	1	3.00	\$1,092
Boulder City	11	3.36	\$6,488	12	3.08	\$6,132	14	4.00	\$8,941	20	4.00	\$6,535	17	4.29	\$6,768
Carson Valley	0	0.00	\$0	0	0.00	\$0	12	5.33	\$17,228	9	7.33	\$18,228	10	3.30	\$17,848
Churchill	2	3.50	\$9,425	4	7.25	\$22,291	3	3.00	\$9,747	10	3.60	\$15,152	4	6.50	\$24,872
Grover C. Dils	1	3.00	\$2,190	1	4.00	\$3,359	5	1.60	\$3,782	1	3.00	\$2,313	2	3.00	\$3,879
Humboldt	1	7.00	\$5,554	2	2.00	\$2,856	1	10.00	\$12,975	1	3.00	\$5,978	1	2.00	\$1,430
Incline Village	0	0.00	\$0	1	1.00	\$1,915	1	3.00	\$15,616	0	0.00	\$0	0	0.00	\$0
Mesa View	0	0.00	\$0	0	0.00	\$0	5	3.80	\$12,057	5	2.00	\$10,095	4	4.25	\$13,457
Mount Grant	3	4.00	\$6,408	3	3.33	\$7,492	0	0.00	\$0	2	5.50	\$9,043	0	0.00	\$0
Northeastern	13	3.54	\$8,865	13	3.23	\$11,924	9	2.56	\$13,647	10	4.10	\$14,090	11	2.45	\$14,532
Nye	0	0.00	\$0	3	1.00	\$3,114	0	0.00	\$0	4	4.50	\$8,526	3	3.00	\$7,880
Pershing	1	2.00	\$2,557	3	5.33	\$9,107	10	2.30	\$5,269	2	4.50	\$11,201	1	1.00	\$3,750
South Lyon	5	2.00	\$2,297	7	3.00	\$2,266	4	2.00	\$2,084	3	2.33	\$2,458	3	2.67	\$2,413
William Bee Ririe	9	2.33	\$5,236	10	3.30	\$7,686	9	2.22	\$4,694	11	4.00	\$9,048	7	2.43	\$5,323
TOTAL	49	3.18	\$6,189	60	3.37	\$8,054	73	3.33	\$9,521	78	4.21	\$10,608	64	3.47	\$10,764
ALL COUNTIES	1,472	3.80	\$18,256	1,670	3.73	\$18,528	1,848	3.72	\$21,059	1,850	3.65	\$22,023	1,910	3.63	\$25,601

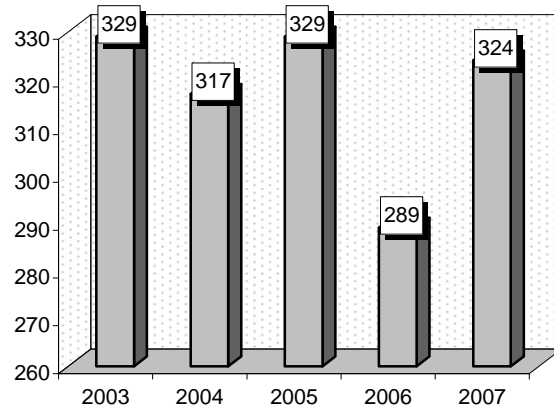
TOTAL MASTECTOMY FOR MALIGNANCY WITH COMPLICATION

Associated Procedures: Procedures that frequently accompanied mastectomy for malignancy were: 1) Venous catheterization (3893), 2) Excision of axillary lymph node (4023), 3) Biopsy of lymphatic structure (4023), 4) Open biopsy of breast (8512), 5) Insertion of totally implantable vascular access device [VAD] (8607), 6) Regional lymph node excision (403), 7) Removal of breast implant (8594), 8) Mammoplasty (8589).

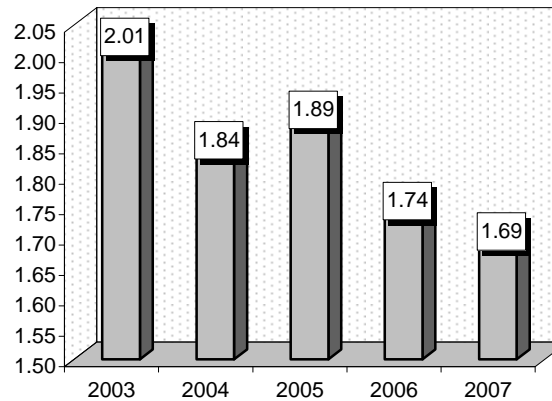
Definitions: Mastectomy: Mastectomy is undertaken in cases where the cancer is large or where tests have revealed abnormal changes in the breast tumour. In this instance, the entire breast is removed. Bilateral mastectomy is the removal of both breasts. **Malignancy:** A cancerous tumor that can invade and destroy nearby tissue and spread to other parts of the body. **Catheterization:** Passage of a tubular, flexible surgical instrument into a body channel or cavity to withdraw or introduce fluid. **Excision:** Surgical removal of a part of the body, including cancerous growth. **Axillary lymph node:** A lymph node in the armpit region that drains lymph channels from the breast. **Biopsy:** The removal of a sample of tissue for examination under a microscope to check for cancer cells. **Mammoplasty:** Any reconstructive or cosmetic surgical procedure that alters the size or shape of the breast.

	2003			2004			2005			2006			2007		
Gender	Cases	Avg LOS	Avg Bill	Cases	Avg LOS	Avg Bill	Cases	Avg LOS	Avg Bill	Cases	Avg LOS	Avg Bill	Cases	Avg LOS	Avg Bill
Male	6	1.50	\$17,359	5	2.00	\$16,928	7	2.29	\$23,160	5	1.60	\$21,186	4	1.25	\$16,986
Female	323	2.02	\$19,812	312	1.84	\$20,503	322	1.88	\$21,128	284	1.74	\$23,653	320	1.69	\$25,382
Age Group	Cases	Avg LOS	Avg Bill	Cases	Avg LOS	Avg Bill	Cases	Avg LOS	Avg Bill	Cases	Avg LOS	Avg Bill	Cases	Avg LOS	Avg Bill
Ages 0-17	0	0.00	\$0	0	0.00	\$0	0	0.00	\$0	0	0.00	\$0	0	0.00	\$0
Ages 18-35	9	1.67	\$23,863	3	2.33	\$21,280	11	2.00	\$18,870	4	1.25	\$34,522	11	1.45	\$26,573
Ages 36-49	60	3.37	\$26,418	54	2.33	\$27,000	73	1.81	\$23,264	55	1.95	\$27,010	59	1.58	\$25,320
Ages 50-64	110	1.70	\$18,556	105	1.47	\$19,560	111	1.90	\$21,783	86	1.74	\$25,921	105	1.45	\$25,314
Ages 65+	150	1.71	\$17,749	155	1.91	\$18,748	134	1.91	\$19,712	144	1.67	\$20,628	149	1.92	\$25,141
TOTAL	329	2.01	\$19,767	317	1.84	\$20,446	329	1.89	\$21,171	289	1.74	\$23,610	324	1.69	\$25,278

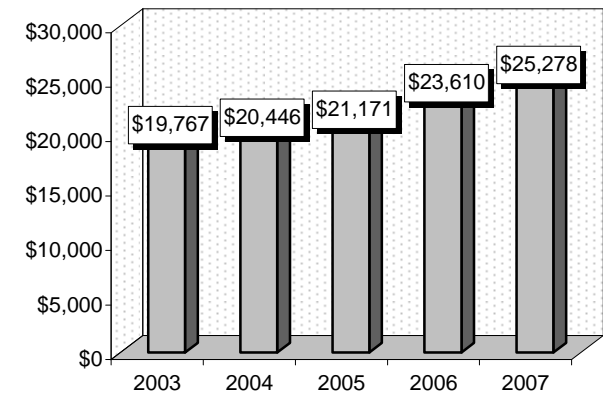
Patient Discharges



Average Length of Stay



Average Billed Charges



County / Hospital	2003			2004			2005			2006			2007		
	Cases	Avg LOS	Avg Bill	Cases	Avg LOS	Avg Bill	Cases	Avg LOS	Avg Bill	Cases	Avg LOS	Avg Bill	Cases	Avg LOS	Avg Bill
CLARK															
Desert Springs	8	1.88	\$21,720	6	1.83	\$22,161	16	1.94	\$19,854	10	3.40	\$29,539	11	1.64	\$28,949
Mountain View	29	1.59	\$16,808	31	1.52	\$17,380	44	1.43	\$16,481	39	1.59	\$16,028	15	2.80	\$28,110
North Vista	2	2.00	\$21,162	1	3.00	\$22,678	2	1.00	\$18,722	1	5.00	\$44,639	8	1.63	\$35,359
St. Rose-Rose de Lima	9	1.33	\$14,011	4	2.00	\$21,207	1	1.00	\$19,724	2	1.00	\$18,343	4	1.50	\$23,678
St. Rose-San Martin	0	0.00	\$0	0	0.00	\$0	0	0.00	\$0	0	0.00	\$0	4	1.25	\$23,060
St. Rose-Siena	10	1.40	\$15,839	9	1.44	\$23,074	8	1.75	\$21,743	7	1.71	\$24,427	8	1.13	\$23,822
Southern Hills	0	0.00	\$0	5	2.20	\$13,205	1	3.00	\$23,527	6	1.00	\$14,294	10	1.50	\$20,591
Spring Valley	1	1.00	\$9,301	11	1.09	\$14,539	10	1.30	\$14,744	7	1.29	\$17,445	36	1.19	\$21,028
Summerlin	26	2.12	\$23,648	23	2.57	\$26,910	23	2.13	\$22,917	8	1.88	\$24,092	28	2.29	\$33,534
Sunrise	91	1.40	\$16,238	80	1.88	\$21,327	93	1.55	\$21,177	97	1.46	\$26,115	49	1.53	\$30,660
UMC	25	6.04	\$36,881	34	2.12	\$26,491	29	2.90	\$29,228	26	2.15	\$35,835	13	1.85	\$37,750
Valley	36	1.47	\$20,466	38	1.37	\$14,441	16	1.25	\$17,624	22	1.36	\$22,094	60	1.63	\$20,621
TOTAL	237	2.02	\$20,037	242	1.81	\$20,609	243	1.74	\$20,868	225	1.66	\$24,553	246	1.67	\$26,556
WASHOE															
Carson Tahoe	6	1.17	\$15,654	4	1.00	\$16,217	3	1.33	\$23,552	1	3.00	\$32,034	0	0.00	\$0
Northern Nevada	5	1.20	\$18,979	0	0.00	\$0	0	0.00	\$0	1	1.00	\$19,031	1	3.00	\$37,212
Renown Regional	33	2.03	\$17,873	24	2.04	\$17,292	26	2.92	\$21,488	22	1.82	\$17,777	34	1.76	\$16,907
Renown S. Meadows	0	0.00	\$0	2	3.00	\$35,971	12	2.67	\$26,107	4	2.25	\$23,906	2	2.00	\$22,154
Saint Mary's	31	2.23	\$24,331	29	1.97	\$24,802	28	2.11	\$25,869	20	1.95	\$24,422	28	1.57	\$28,056
Sierra Surgery	0	0.00	\$0	0	0.00	\$0	0	0.00	\$0	0	0.00	\$0	1	2.00	\$18,526
TOTAL	75	1.99	\$20,439	59	1.97	\$21,544	69	2.48	\$24,159	48	1.92	\$21,380	66	1.71	\$22,128
RURAL															
Battle Mountain	0	0.00	\$0	0	0.00	\$0	0	0.00	\$0	0	0.00	\$0	0	0.00	\$0
Boulder City	1	4.00	\$13,320	2	1.00	\$6,679	0	0.00	\$0	0	0.00	\$0	0	0.00	\$0
Carson Valley	0	0.00	\$0	0	0.00	\$0	0	0.00	\$0	0	0.00	\$0	0	0.00	\$0
Churchill	9	1.78	\$12,154	5	2.80	\$19,555	6	1.50	\$13,174	8	2.38	\$18,480	2	2.00	\$15,410
Grover C. Dils	0	0.00	\$0	0	0.00	\$0	0	0.00	\$0	0	0.00	\$0	0	0.00	\$0
Humboldt	0	0.00	\$0	0	0.00	\$0	0	0.00	\$0	0	0.00	\$0	0	0.00	\$0
Incline Village	0	0.00	\$0	0	0.00	\$0	0	0.00	\$0	0	0.00	\$0	0	0.00	\$0
Mesa View	0	0.00	\$0	0	0.00	\$0	0	0.00	\$0	1	1.00	\$11,593	1	1.00	\$9,931
Mount Grant	0	0.00	\$0	0	0.00	\$0	0	0.00	\$0	0	0.00	\$0	0	0.00	\$0
Northeastern	6	2.00	\$15,003	8	1.38	\$12,287	10	1.50	\$13,973	7	2.43	\$16,190	8	2.00	\$18,223
Nye	0	0.00	\$0	0	0.00	\$0	0	0.00	\$0	0	0.00	\$0	0	0.00	\$0
Pershing	0	0.00	\$0	0	0.00	\$0	0	0.00	\$0	0	0.00	\$0	0	0.00	\$0
South Lyon	0	0.00	\$0	0	0.00	\$0	0	0.00	\$0	0	0.00	\$0	0	0.00	\$0
William Bee Ririe	1	1.00	\$8,986	1	2.00	\$13,519	1	2.00	\$8,443	0	0.00	\$0	1	1.00	\$10,517
TOTAL	17	1.94	\$13,042	16	1.81	\$13,934	17	1.53	\$13,366	16	2.31	\$17,048	12	1.83	\$16,421
ALL COUNTIES	329	2.01	\$19,767	317	1.84	\$20,446	329	1.89	\$21,171	289	1.74	\$23,610	324	1.69	\$25,278

OPERATING ROOM PROCEDURES FOR OBESITY

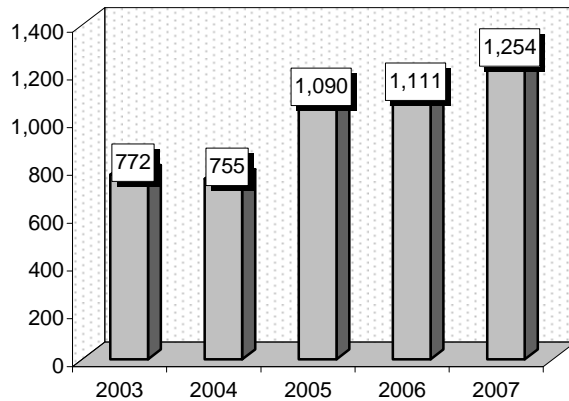
Associated Procedures: Procedures that frequently accompanied procedures for obesity were: 1) Laparoscopic gastroenterostomy (4438), 2) Laparoscopic gastric restriction procedure (4495) , 3) Laparoscopic peritoneal adhesiolysis (5451), 4) Abdominal repair of diaphragmatic hernia (537), 5) Laparoscopic gastroplasty (4468).

Definitions: Laproscopy: The insertion of a thin lighted tube with a camera (laparoscope) used to assist in operations without the need for making large incisions.

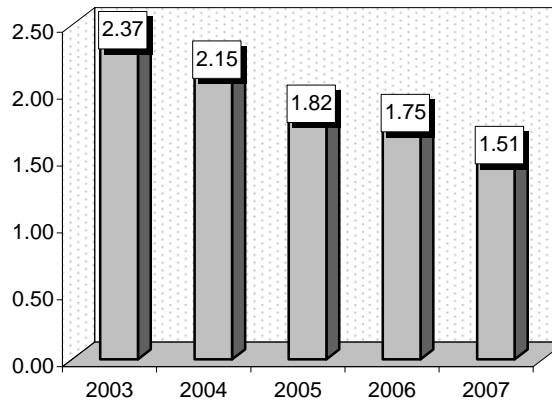
Gastroenterostomy: The surgical creation of a connection between the stomach and the jejunum. **Jejunum:** The longest part of the small intestine extending from the duodenum to the ileum. **Duodenum:** The first part of the small intestine. It is located below the stomach. **Ileum:** The lowest section of the small intestine. It is involved in absorbing digested food into the body. **Peritoneal:** A membrane that lines the wall of the abdominal cavity. **Adhesiolysis:** The treatment for the removal of scarlike tissue that forms between two surfaces within the body. **Diaphragmatic hernia:** A hole in the diaphragm through which the bowels can pass through. **Gastroplasty:** Any surgical treatment of the stomach or lower esophagus used to decrease the size of the stomach. This procedure is often done by dividing the stomach into a large and small pouch through the use of staples.

	2003			2004			2005			2006			2007		
Gender	Cases	Avg LOS	Avg Bill	Cases	Avg LOS	Avg Bill	Cases	Avg LOS	Avg Bill	Cases	Avg LOS	Avg Bill	Cases	Avg LOS	Avg Bill
Male	137	2.68	\$42,583	150	2.51	\$45,151	231	1.64	\$34,033	239	1.80	\$36,608	311	1.45	\$36,023
Female	635	2.30	\$39,443	605	2.06	\$38,828	859	1.87	\$34,870	872	1.73	\$34,749	943	1.53	\$37,181
Age Group	Cases	Avg LOS	Avg Bill	Cases	Avg LOS	Avg Bill	Cases	Avg LOS	Avg Bill	Cases	Avg LOS	Avg Bill	Cases	Avg LOS	Avg Bill
Ages 0-17	0	0.00	\$0	2	3.50	\$26,258	8	1.75	\$26,470	9	8.11	\$62,461	14	4.14	\$26,030
Ages 18-35	214	1.90	\$37,952	200	1.74	\$37,033	264	1.53	\$32,772	245	1.40	\$32,362	260	1.36	\$37,908
Ages 36-49	313	2.37	\$41,136	304	1.99	\$39,422	423	1.84	\$35,509	436	1.64	\$34,759	450	1.45	\$36,591
Ages 50-64	234	2.74	\$39,895	231	2.60	\$43,747	359	1.99	\$35,505	348	1.98	\$37,684	444	1.51	\$36,739
Ages 65+	11	3.45	\$49,751	18	3.28	\$39,696	36	2.03	\$32,912	73	1.66	\$31,389	86	1.84	\$37,973
TOTAL	772	2.37	\$40,000	755	2.15	\$40,084	1,090	1.82	\$34,693	1,111	1.75	\$35,149	1,254	1.51	\$36,894

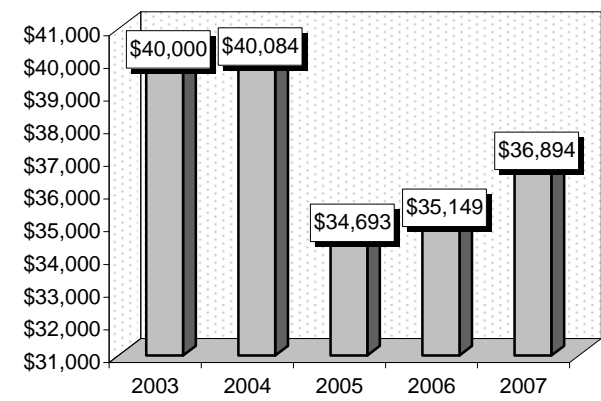
Patient Discharges



Average Length of Stay



Average Billed Charges



County / Hospital	2003			2004			2005			2006			2007		
	Cases	Avg LOS	Avg Bill	Cases	Avg LOS	Avg Bill	Cases	Avg LOS	Avg Bill	Cases	Avg LOS	Avg Bill	Cases	Avg LOS	Avg Bill
CLARK															
Desert Springs	0	0.00	\$0	21	1.71	\$32,777	245	1.72	\$23,369	228	1.68	\$26,346	210	1.52	\$37,234
Mountain View	25	3.36	\$51,934	65	3.63	\$63,743	50	2.62	\$61,948	75	1.85	\$61,514	131	1.46	\$53,826
North Vista	329	1.84	\$43,226	380	1.62	\$35,778	168	1.74	\$43,842	242	1.54	\$40,855	298	1.36	\$39,676
St. Rose-Rose de Lima	0	0.00	\$0	0	0.00	\$0	218	1.22	\$27,495	227	1.24	\$25,811	332	1.12	\$30,204
St. Rose-San Martin	0	0.00	\$0	0	0.00	\$0	0	0.00	\$0	0	0.00	\$0	0	0.00	\$0
St. Rose-Siena	0	0.00	\$0	0	0.00	\$0	0	0.00	\$0	1	9.00	\$62,797	1	2.00	\$72,381
Southern Hills	0	0.00	\$0	0	0.00	\$0	0	0.00	\$0	0	0.00	\$0	0	0.00	\$0
Spring Valley	0	0.00	\$0	0	0.00	\$0	0	0.00	\$0	1	9.00	\$79,881	0	0.00	\$0
Summerlin	0	0.00	\$0	4	2.25	\$39,657	32	3.19	\$60,926	88	1.50	\$35,298	53	1.43	\$34,133
Sunrise	1	1.00	\$22,172	2	7.00	\$41,887	3	3.67	\$23,959	4	16.25	\$109,515	1	17.00	\$104,250
UMC	0	0.00	\$0	1	8.00	\$54,323	0	0.00	\$0	1	25.00	\$168,469	15	4.27	\$31,141
Valley	16	2.75	\$52,486	35	3.20	\$49,355	11	2.45	\$38,929	6	2.17	\$44,589	2	2.00	\$43,583
TOTAL	371	1.98	\$44,155	508	2.03	\$40,259	727	1.72	\$33,881	873	1.64	\$34,925	1,043	1.39	\$37,643
WASHOE															
Carson Tahoe	121	3.82	\$27,774	8	3.13	\$30,979	24	2.00	\$29,041	20	2.35	\$31,715	0	0.00	\$0
Northern Nevada	32	2.19	\$47,501	14	2.43	\$47,733	1	2.00	\$43,554	2	3.00	\$26,415	2	2.00	\$47,149
Renown Regional	114	2.26	\$34,536	95	2.21	\$35,531	153	2.20	\$37,556	51	2.29	\$37,380	37	2.30	\$32,027
Renown S. Meadows	0	0.00	\$0	2	1.50	\$24,019	51	1.43	\$24,921	58	2.33	\$35,907	49	2.22	\$31,654
Saint Mary's	133	2.28	\$42,518	127	2.48	\$42,790	134	2.03	\$40,489	107	1.92	\$36,311	123	2.00	\$33,925
Sierra Surgery	0	0.00	\$0	0	0.00	\$0	0	0.00	\$0	0	0.00	\$0	0	0.00	\$0
TOTAL	400	2.73	\$36,182	246	2.39	\$39,731	363	2.02	\$36,317	238	2.14	\$35,972	211	2.10	\$33,190
RURAL															
Battle Mountain	0	0.00	\$0	0	0.00	\$0	0	0.00	\$0	0	0.00	\$0	0	0.00	\$0
Boulder City	0	0.00	\$0	0	0.00	\$0	0	0.00	\$0	0	0.00	\$0	0	0.00	\$0
Carson Valley	0	0.00	\$0	0	0.00	\$0	0	0.00	\$0	0	0.00	\$0	0	0.00	\$0
Churchill	0	0.00	\$0	0	0.00	\$0	0	0.00	\$0	0	0.00	\$0	0	0.00	\$0
Grover C. Dils	0	0.00	\$0	0	0.00	\$0	0	0.00	\$0	0	0.00	\$0	0	0.00	\$0
Humboldt	0	0.00	\$0	0	0.00	\$0	0	0.00	\$0	0	0.00	\$0	0	0.00	\$0
Incline Village	0	0.00	\$0	0	0.00	\$0	0	0.00	\$0	0	0.00	\$0	0	0.00	\$0
Mesa View	0	0.00	\$0	0	0.00	\$0	0	0.00	\$0	0	0.00	\$0	0	0.00	\$0
Mount Grant	0	0.00	\$0	0	0.00	\$0	0	0.00	\$0	0	0.00	\$0	0	0.00	\$0
Northeastern	1	3.00	\$25,708	1	3.00	\$38,445	0	0.00	\$0	0	0.00	\$0	0	0.00	\$0
Nye	0	0.00	\$0	0	0.00	\$0	0	0.00	\$0	0	0.00	\$0	0	0.00	\$0
Pershing	0	0.00	\$0	0	0.00	\$0	0	0.00	\$0	0	0.00	\$0	0	0.00	\$0
South Lyon	0	0.00	\$0	0	0.00	\$0	0	0.00	\$0	0	0.00	\$0	0	0.00	\$0
William Bee Ririe	0	0.00	\$0	0	0.00	\$0	0	0.00	\$0	0	0.00	\$0	0	0.00	\$0
TOTAL	1	3.00	\$25,708	1	3.00	\$38,445	0	0.00	\$0	0	0.00	\$0	0	0.00	\$0
ALL COUNTIES	772	2.37	\$40,000	755	2.15	\$40,084	1,090	1.82	\$34,693	1,111	1.75	\$35,149	1,254	1.51	\$36,894

DIABETES

Associated Diagnoses: Diagnoses that frequently accompanied diabetes were: 1) Hypertension (4019), 2) Diabetes with other specified manifestations such as diabetic hypoglycemia and hypoglycemic shock (25080), 3) Long term use of insulin (V5867), 4) Tobacco use disorder (3051), 5) Dehydration (27651), 6) Diabetes Mellitus with ketoacidosis (25011), 7) History of past noncompliance (V1581).

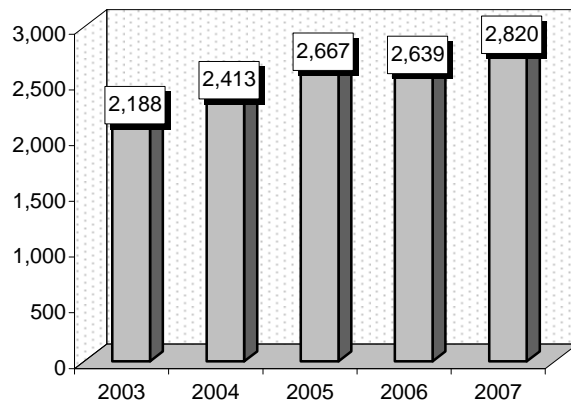
Definition: Hypertension: Elevated blood pressure persistently exceeding 140/90. Essential hypertension, the most common kind, has no single identifiable cause.

Ketoacidosis: High blood glucose; often caused by illness or taking too little insulin. A life-threatening condition in which ketones, which result from the breakdown of fat for energy, accumulate in the bloodstream and the pH of the blood decreases.

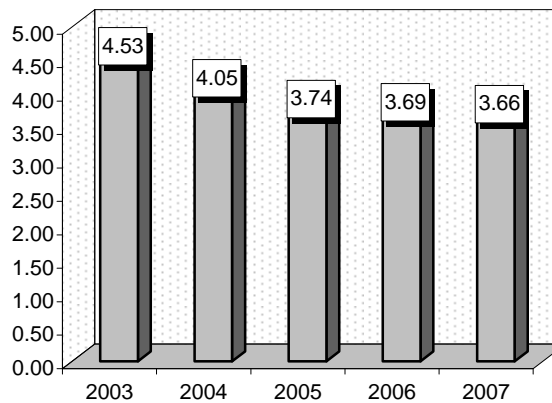
Comments: Diabetes is a disease in which blood sugar (glucose) levels are abnormally high because the body does not produce enough insulin. In Type 1 diabetes more than 90% of the insulin-producing cells of the pancreas are permanently destroyed. The pancreas produces little or no insulin. Most people who have Type 1 diabetes develop the disease before age 30. In Type 2 diabetes, the pancreas continues to produce insulin, sometimes even at higher than normal levels. However, the body develops resistance to the effects of insulin, so there is not enough insulin to meet the body's needs. Type 2 diabetes may occur in children and adolescents but usually begins in people older than 30 and becomes progressively more common with age.

Gender	2003			2004			2005			2006			2007		
	Cases	Avg LOS	Avg Bill	Cases	Avg LOS	Avg Bill	Cases	Avg LOS	Avg Bill	Cases	Avg LOS	Avg Bill	Cases	Avg LOS	Avg Bill
Male	1,228	4.60	\$22,303	1,330	4.15	\$19,642	1,404	3.63	\$18,904	1,423	3.55	\$20,420	1,581	3.67	\$24,081
Female	960	4.43	\$21,809	1,083	3.92	\$19,720	1,263	3.86	\$20,552	1,216	3.85	\$22,255	1,239	3.65	\$24,115
Age Group	Cases	Avg LOS	Avg Bill	Cases	Avg LOS	Avg Bill	Cases	Avg LOS	Avg Bill	Cases	Avg LOS	Avg Bill	Cases	Avg LOS	Avg Bill
Ages 0-17	278	3.17	\$9,973	283	3.22	\$10,427	321	3.14	\$11,310	293	3.05	\$11,599	325	2.84	\$12,675
Ages 18-35	494	3.89	\$22,376	548	3.67	\$18,628	608	3.39	\$18,973	606	3.57	\$21,831	685	3.59	\$26,012
Ages 36-49	487	4.89	\$21,915	551	3.80	\$18,849	575	3.74	\$20,718	642	3.72	\$23,221	669	3.77	\$26,589
Ages 50-64	469	5.72	\$29,513	511	5.07	\$24,949	588	4.47	\$23,606	569	4.16	\$23,596	596	4.09	\$25,736
Ages 65+	460	4.42	\$21,705	520	4.15	\$21,514	575	3.69	\$20,069	529	3.64	\$21,093	545	3.63	\$23,645
TOTAL	2,188	4.53	\$22,086	2,413	4.05	\$19,677	2,667	3.74	\$19,685	2,639	3.69	\$21,266	2,820	3.66	\$24,096

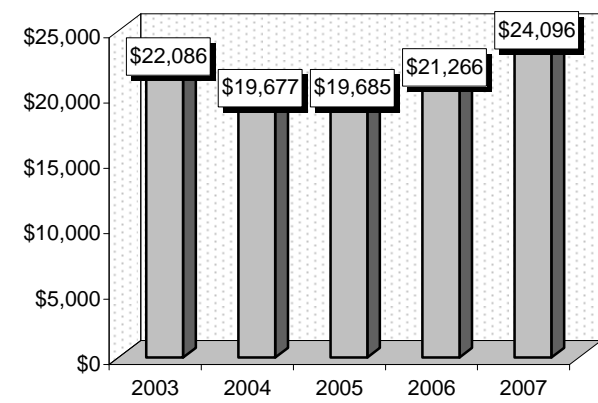
Patient Discharges



Average Length of Stay



Average Billed Charges



County / Hospital	2003			2004			2005			2006			2007		
	Cases	Avg LOS	Avg Bill	Cases	Avg LOS	Avg Bill	Cases	Avg LOS	Avg Bill	Cases	Avg LOS	Avg Bill	Cases	Avg LOS	Avg Bill
CLARK															
Desert Springs	190	3.95	\$26,296	183	4.16	\$21,506	182	4.57	\$22,238	163	3.47	\$21,610	174	4.39	\$25,213
Mountain View	121	3.90	\$20,656	116	3.71	\$19,848	154	3.98	\$22,189	134	3.54	\$21,584	157	3.76	\$27,124
North Vista	139	4.09	\$30,384	140	3.76	\$22,942	125	4.12	\$26,755	142	4.61	\$31,432	135	4.53	\$31,465
St. Rose-Rose de Lima	83	3.49	\$14,153	110	3.56	\$17,531	112	2.98	\$18,577	108	4.12	\$27,809	109	3.10	\$25,013
St. Rose-San Martin	0	0.00	\$0	0	0.00	\$0	0	0.00	\$0	5	2.80	\$16,595	70	3.00	\$22,814
St. Rose-Siena	87	3.44	\$16,674	137	3.74	\$17,933	139	3.60	\$21,526	145	2.94	\$20,387	128	3.86	\$26,184
Southern Hills	0	0.00	\$0	38	4.08	\$18,987	56	4.98	\$26,374	39	3.79	\$21,856	50	3.20	\$22,124
Spring Valley	16	7.75	\$33,430	93	4.41	\$23,001	119	3.45	\$21,394	126	3.14	\$21,389	118	3.32	\$22,695
Summerlin	76	3.95	\$26,854	89	4.22	\$28,711	127	3.37	\$22,804	122	3.70	\$26,506	154	3.26	\$28,591
Sunrise	309	4.49	\$23,288	326	4.03	\$20,898	365	3.83	\$19,958	317	3.55	\$21,071	310	3.69	\$26,132
UMC	500	6.36	\$22,204	478	5.07	\$19,708	503	4.05	\$18,760	494	4.33	\$20,889	567	3.95	\$26,114
Valley	180	4.98	\$32,578	183	4.37	\$23,722	175	4.00	\$23,024	192	4.58	\$28,308	219	4.09	\$29,445
TOTAL	1,701	4.86	\$24,152	1,893	4.28	\$21,038	2,057	3.91	\$21,172	1,987	3.88	\$23,219	2,191	3.81	\$26,523
WASHOE															
Carson Tahoe	92	2.25	\$9,791	85	2.62	\$12,959	93	2.46	\$11,158	120	2.61	\$16,275	93	2.52	\$13,096
Northern Nevada	19	4.89	\$37,723	19	2.68	\$15,815	24	2.54	\$18,061	41	2.73	\$17,917	32	2.88	\$17,848
Renown Regional	191	4.02	\$18,737	217	3.58	\$17,933	258	3.63	\$18,382	229	3.50	\$16,974	227	3.38	\$18,435
Renown S. Meadows	0	0.00	\$0	15	2.13	\$11,000	18	3.11	\$15,649	16	2.56	\$14,529	34	2.47	\$15,129
Saint Mary's	74	3.51	\$15,774	68	3.82	\$17,497	87	2.90	\$13,879	112	3.30	\$16,148	103	3.77	\$17,395
Sierra Surgery	0	0.00	\$0	0	0.00	\$0	0	0.00	\$0	0	0.00	\$0	0	0.00	\$0
TOTAL	376	3.53	\$16,924	404	3.32	\$16,456	480	3.20	\$16,047	518	3.16	\$16,633	489	3.20	\$16,932
RURAL															
Battle Mountain	1	1.00	\$1,266	1	3.00	\$2,382	1	1.00	\$2,569	3	1.67	\$2,565	1	2.00	\$1,837
Boulder City	8	4.25	\$9,761	16	3.75	\$10,932	8	3.25	\$8,032	9	2.89	\$8,228	6	4.00	\$11,334
Carson Valley	0	0.00	\$0	0	0.00	\$0	6	1.67	\$4,797	8	3.50	\$12,341	16	3.75	\$18,388
Churchill	22	2.73	\$9,550	16	3.44	\$13,206	24	5.00	\$16,664	14	5.00	\$17,925	20	4.30	\$16,478
Grover C. Dils	3	4.33	\$6,831	6	3.00	\$5,183	4	2.25	\$4,159	0	0.00	\$0	2	2.00	\$8,989
Humboldt	6	2.83	\$4,941	8	2.63	\$5,204	6	3.67	\$8,745	7	3.14	\$5,121	10	2.90	\$5,400
Incline Village	0	0.00	\$0	4	1.50	\$4,198	1	2.00	\$4,792	1	2.00	\$21,319	0	0.00	\$0
Mesa View	0	0.00	\$0	0	0.00	\$0	14	1.93	\$8,588	12	1.83	\$8,855	10	2.30	\$8,892
Mount Grant	10	1.90	\$4,429	9	2.11	\$3,399	9	4.11	\$9,378	12	2.67	\$5,143	11	3.73	\$8,762
Northeastern	35	2.60	\$10,380	33	2.61	\$11,881	38	2.39	\$9,929	44	2.50	\$11,959	29	2.24	\$13,198
Nye	6	2.33	\$3,017	6	2.00	\$5,500	3	1.67	\$5,692	2	1.00	\$3,710	5	2.20	\$7,213
Pershing	2	2.00	\$4,333	4	2.00	\$5,507	2	3.50	\$5,469	3	2.67	\$4,546	9	2.22	\$4,038
South Lyon	7	4.29	\$5,943	3	1.67	\$2,691	7	3.29	\$4,609	7	3.00	\$4,556	9	1.67	\$2,680
William Bee Ririe	11	2.27	\$5,730	10	2.40	\$4,325	7	1.86	\$4,839	12	3.17	\$11,127	12	3.17	\$10,807
TOTAL	111	2.77	\$7,915	116	2.73	\$8,682	130	3.02	\$9,581	134	2.88	\$10,218	140	2.99	\$11,142
ALL COUNTIES	2,188	4.53	\$22,086	2,413	4.05	\$19,677	2,667	3.74	\$19,685	2,639	3.69	\$21,266	2,820	3.66	\$24,096

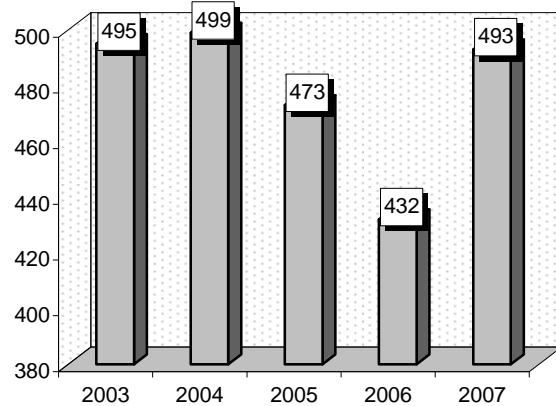
ENDOCRINE DISORDERS

Associated Diagnoses: Diagnoses that frequently accompanied endocrine disorders were: 1) Hypertension (4019), 2) Unspecified acquired hypothyroidism (2449), 3) Hypopotassemia (2768), 4) Disorders of neurohypophysis (2536), 5) Tobacco use disorder (3051), 6) Malignant neoplasm of the thyroid gland (193), 7) Diabetes Mellitus II (25000), 8) Thyrotoxicosis (2424-9).

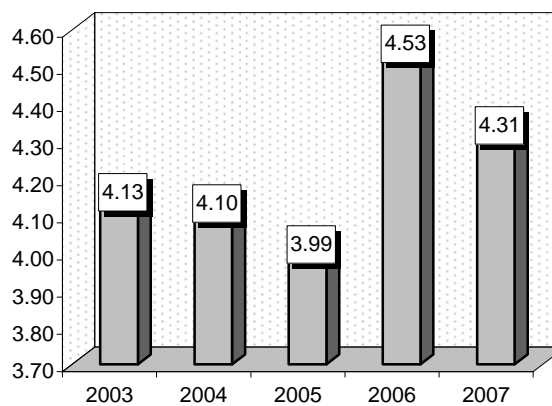
Definitions: **Hypertension:** Elevated blood pressure persistently exceeding 140/90. Essential hypertension, the most common kind, has no single identifiable cause. **Hypothyroidism:** A condition in which the thyroid gland produces an insufficient amount of thyroid hormone. The resulting lowered metabolism interferes with the normal breakdown of "old" hormones and causes lethargy. **Hypopotassemia:** A deficiency of potassium. **Neurohypophysis:** Also known as the posterior lobe of the pituitary gland, it is composed of nervous tissue and is connected to the hypothalamus of the brain by the narrow stalk. **Malignant neoplasm:** Malignant tumor: a tumor that is malignant and tends to spread to other parts of the body. **Diabetes mellitus:** A group of disorders in which the body is unable to competently process blood sugars leading to hyperglycemia. This can lead to a host of ailments including poor circulation, kidney disorders and blindness. **Hyperglycemia:** A condition in which an excessive amount of glucose circulates in the blood plasma. **Thyrotoxicosis:** Another name for hyperthyroidism or high levels of thyroid hormone.

Gender	2003			2004			2005			2006			2007		
	Cases	Avg LOS	Avg Bill	Cases	Avg LOS	Avg Bill	Cases	Avg LOS	Avg Bill	Cases	Avg LOS	Avg Bill	Cases	Avg LOS	Avg Bill
Male	148	4.36	\$19,905	152	4.82	\$22,384	156	4.01	\$20,891	151	4.56	\$27,407	177	4.76	\$31,513
Female	347	4.03	\$18,570	347	3.78	\$17,570	317	3.97	\$19,366	281	4.52	\$25,346	316	4.06	\$26,812
Age Group	Cases	Avg LOS	Avg Bill	Cases	Avg LOS	Avg Bill	Cases	Avg LOS	Avg Bill	Cases	Avg LOS	Avg Bill	Cases	Avg LOS	Avg Bill
Ages 0-17	14	8.29	\$31,397	21	4.86	\$17,586	20	6.15	\$20,702	27	2.89	\$13,868	24	5.04	\$23,683
Ages 18-35	80	3.45	\$16,994	88	2.51	\$11,587	73	2.86	\$13,908	54	3.28	\$17,465	67	2.78	\$18,340
Ages 36-49	120	3.77	\$16,123	112	3.16	\$14,823	109	3.01	\$17,309	98	3.89	\$25,722	99	3.42	\$21,332
Ages 50-64	146	4.08	\$18,489	122	4.16	\$20,671	115	3.84	\$19,360	105	4.37	\$26,358	114	4.71	\$31,942
Ages 65+	135	4.47	\$21,900	156	5.52	\$25,180	156	5.03	\$24,714	148	5.84	\$31,451	189	4.98	\$34,391
TOTAL	495	4.13	\$18,969	499	4.10	\$19,036	473	3.99	\$19,869	432	4.53	\$26,066	493	4.31	\$28,500

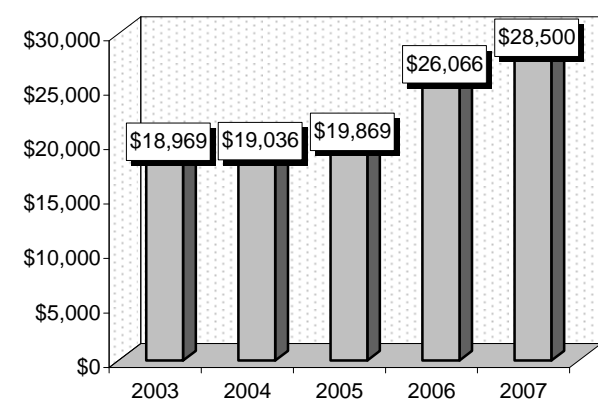
Patient Discharges



Average Length of Stay



Average Billed Charges



County / Hospital	2003			2004			2005			2006			2007		
	Cases	Avg LOS	Avg Bill	Cases	Avg LOS	Avg Bill	Cases	Avg LOS	Avg Bill	Cases	Avg LOS	Avg Bill	Cases	Avg LOS	Avg Bill
CLARK															
Desert Springs	25	4.48	\$25,686	22	4.14	\$24,592	14	3.50	\$19,532	17	4.82	\$36,021	17	5.53	\$50,708
Mountain View	25	4.12	\$19,262	28	4.00	\$22,126	27	5.48	\$29,272	35	5.37	\$34,899	41	4.15	\$34,527
North Vista	6	6.33	\$47,407	7	10.57	\$46,589	11	8.55	\$44,751	7	9.00	\$82,609	6	5.50	\$48,965
St. Rose-Rose de Lima	17	6.00	\$29,344	16	4.94	\$24,910	9	3.56	\$22,160	18	3.89	\$25,494	21	3.81	\$35,745
St. Rose-San Martin	0	0.00	\$0	0	0.00	\$0	0	0.00	\$0	0	0.00	\$0	6	3.67	\$24,813
St. Rose-Siena	26	4.23	\$21,675	34	3.44	\$17,374	27	3.59	\$20,362	40	4.97	\$31,787	35	4.77	\$32,515
Southern Hills	0	0.00	\$0	6	5.83	\$31,963	15	3.27	\$19,214	11	4.18	\$23,986	12	3.83	\$23,138
Spring Valley	2	4.00	\$23,276	10	6.00	\$24,624	13	3.31	\$16,930	11	6.73	\$35,985	13	5.00	\$42,373
Summerlin	22	5.86	\$42,586	15	4.67	\$25,842	27	5.59	\$26,345	23	6.48	\$37,560	27	3.89	\$27,482
Sunrise	115	3.00	\$11,971	136	3.24	\$15,221	102	3.75	\$17,213	67	3.66	\$18,371	101	3.64	\$21,645
UMC	76	5.12	\$18,846	58	5.38	\$18,477	77	4.34	\$20,445	72	3.61	\$19,924	77	3.73	\$26,187
Valley	98	2.67	\$16,517	74	3.62	\$18,086	61	2.80	\$16,536	28	6.18	\$35,346	25	6.40	\$43,418
TOTAL	412	3.88	\$19,130	406	4.09	\$19,167	383	4.05	\$20,532	329	4.71	\$28,331	381	4.19	\$30,098
WASHOE															
Carson Tahoe	7	4.00	\$12,770	11	4.00	\$21,799	14	3.93	\$19,043	15	6.13	\$28,551	12	5.58	\$29,643
Northern Nevada	4	2.75	\$14,746	7	2.86	\$19,139	7	3.86	\$17,301	4	2.25	\$20,125	9	2.56	\$19,061
Renown Regional	43	5.09	\$19,742	46	4.37	\$20,389	42	3.79	\$18,982	44	3.73	\$20,002	38	5.42	\$27,271
Renown S. Meadows	0	0.00	\$0	2	7.00	\$32,463	3	2.67	\$16,222	3	7.00	\$27,442	10	3.00	\$20,549
Saint Mary's	14	10.43	\$29,022	10	3.70	\$13,609	13	3.69	\$15,031	24	3.00	\$13,414	29	5.10	\$21,321
Sierra Surgery	0	0.00	\$0	0	0.00	\$0	0	0.00	\$0	0	0.00	\$0	0	0.00	\$0
TOTAL	68	5.94	\$20,641	76	4.16	\$19,904	79	3.76	\$18,089	90	3.98	\$19,923	98	4.84	\$24,361
RURAL															
Battle Mountain	0	0.00	\$0	0	0.00	\$0	0	0.00	\$0	1	1.00	\$2,418	0	0.00	\$0
Boulder City	4	1.75	\$5,164	2	4.50	\$4,660	0	0.00	\$0	1	9.00	\$11,429	2	3.50	\$9,185
Carson Valley	0	0.00	\$0	0	0.00	\$0	1	7.00	\$15,505	2	4.50	\$21,331	3	5.67	\$17,835
Churchill	3	2.00	\$8,897	4	7.00	\$30,023	4	5.25	\$14,597	3	4.67	\$19,144	3	4.00	\$18,482
Grover C. Dils	1	3.00	\$6,088	0	0.00	\$0	0	0.00	\$0	0	0.00	\$0	0	0.00	\$0
Humboldt	0	0.00	\$0	1	3.00	\$2,628	1	1.00	\$3,411	2	4.50	\$4,225	0	0.00	\$0
Incline Village	0	0.00	\$0	0	0.00	\$0	0	0.00	\$0	0	0.00	\$0	0	0.00	\$0
Mesa View	0	0.00	\$0	0	0.00	\$0	2	1.50	\$4,751	1	2.00	\$4,846	0	0.00	\$0
Mount Grant	0	0.00	\$0	0	0.00	\$0	1	3.00	\$6,404	1	5.00	\$13,727	1	6.00	\$13,897
Northeastern	1	1.00	\$2,887	2	4.00	\$15,478	1	2.00	\$10,056	0	0.00	\$0	0	0.00	\$0
Nye	1	1.00	\$6,785	2	2.00	\$5,475	0	0.00	\$0	1	2.00	\$4,514	2	2.00	\$10,661
Pershing	1	2.00	\$5,148	1	1.00	\$6,074	0	0.00	\$0	0	0.00	\$0	0	0.00	\$0
South Lyon	1	11.00	\$9,660	4	3.25	\$3,741	0	0.00	\$0	1	1.00	\$1,034	1	2.00	\$5,621
William Bee Ririe	3	3.67	\$8,853	1	4.00	\$9,710	1	2.00	\$2,037	0	0.00	\$0	2	2.50	\$13,706
TOTAL	15	2.80	\$6,965	17	4.12	\$12,041	11	3.55	\$9,573	13	4.00	\$11,270	14	3.79	\$13,969
ALL COUNTIES	495	4.13	\$18,969	499	4.10	\$19,036	473	3.99	\$19,869	432	4.53	\$26,066	493	4.31	\$28,500

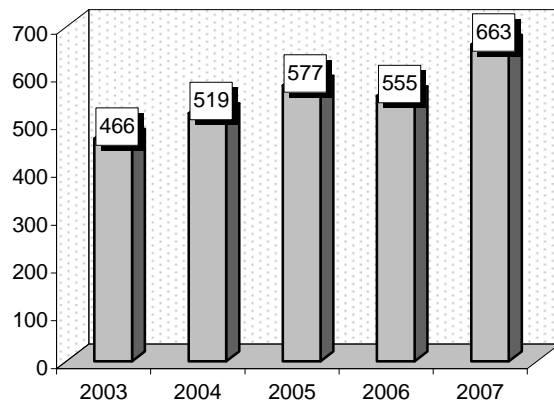
KIDNEY AND URETER PROCEDURES FOR NON-NEOPLASM

Associated Procedures: Procedures that frequently accompanied kidney and ureter procedures were: 1) Percutaneous nephrostomy (5503,4), 2) Ureteral catheterization (598), 3) Percutaneous pyelogram (8775), 4) Cystoscopy (5732), 5) Nephroureterectomy (5551), 6) Ureteroneocystostomy (5674), 7) Correction of ureteropelvic junction (5587).

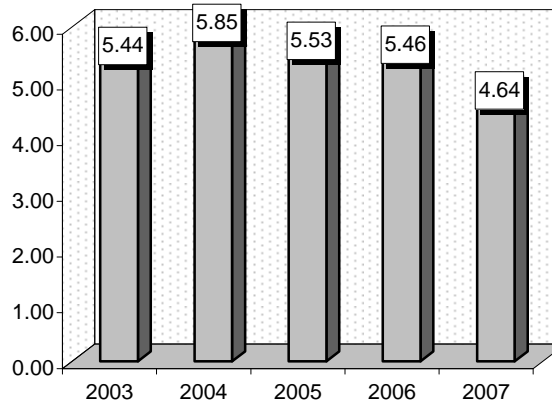
Definitions: **Percutaneous:** A procedure performed through a small opening made in the skin. **Percutaneous nephrostomy:** A method of draining an obstructed kidney by inserting a fine tube through the skin and into the collecting system of the kidney. **Catheterization:** Insertion of a slender tube through the urethra or through the anterior abdominal wall into the bladder, urinary reservoir, or urinary conduit. **Pyelogram:** An X ray of the kidneys and ureters. **Cystoscopy:** Examination of the bladder and urethra using a cystoscope, inserted into the urethra. A cystoscope is a thin, tube-like instrument with a light and a lens for viewing. **Nephroureterectomy:** Surgery to remove a kidney and its ureter. Also called ureteronephrectomy. **Ureteropelvic junction:** The anatomical location where the inside of the kidney connects to the ureter.

Gender	2003			2004			2005			2006			2007		
	Cases	Avg LOS	Avg Bill	Cases	Avg LOS	Avg Bill	Cases	Avg LOS	Avg Bill	Cases	Avg LOS	Avg Bill	Cases	Avg LOS	Avg Bill
Male	209	5.90	\$44,118	258	5.58	\$42,694	274	5.72	\$46,465	244	5.41	\$49,901	295	4.61	\$51,758
Female	257	5.06	\$37,799	261	6.12	\$43,590	303	5.35	\$45,597	311	5.50	\$50,679	368	4.67	\$47,918
Age Group	Cases	Avg LOS	Avg Bill	Cases	Avg LOS	Avg Bill	Cases	Avg LOS	Avg Bill	Cases	Avg LOS	Avg Bill	Cases	Avg LOS	Avg Bill
Ages 0-17	97	3.36	\$27,067	91	2.92	\$27,342	93	3.13	\$29,820	84	2.96	\$34,287	96	2.81	\$35,778
Ages 18-35	64	4.13	\$35,803	71	5.68	\$40,142	74	4.07	\$37,281	90	5.00	\$46,292	79	3.52	\$39,563
Ages 36-49	70	4.49	\$32,646	96	5.13	\$41,457	115	5.61	\$50,667	118	4.76	\$45,079	165	4.57	\$50,007
Ages 50-64	115	6.53	\$47,351	132	6.03	\$42,612	153	5.89	\$49,125	118	6.23	\$53,275	168	4.40	\$51,093
Ages 65+	120	7.33	\$52,395	129	8.38	\$57,744	142	7.41	\$54,032	145	7.13	\$64,034	155	6.69	\$61,338
TOTAL	466	5.44	\$40,633	519	5.85	\$43,144	577	5.53	\$46,009	555	5.46	\$50,337	663	4.64	\$49,626

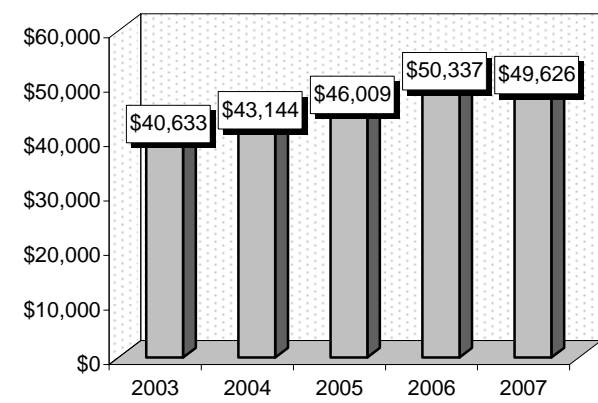
Patient Discharges



Average Length of Stay



Average Billed Charges



County / Hospital	2003			2004			2005			2006			2007		
	Cases	Avg LOS	Avg Bill	Cases	Avg LOS	Avg Bill	Cases	Avg LOS	Avg Bill	Cases	Avg LOS	Avg Bill	Cases	Avg LOS	Avg Bill
CLARK															
Desert Springs	21	5.90	\$53,454	13	8.15	\$63,717	26	5.92	\$40,273	8	7.75	\$59,222	24	6.63	\$53,179
Mountain View	37	7.73	\$47,989	21	9.43	\$53,759	19	6.05	\$47,061	28	7.07	\$56,745	27	6.48	\$54,581
North Vista	4	6.75	\$53,767	0	0.00	\$0	2	11.00	\$59,952	2	43.50	\$313,458	1	15.00	\$89,209
St. Rose-Rose de Lima	6	9.83	\$65,704	10	7.50	\$45,018	5	14.80	\$147,137	12	7.92	\$53,567	5	3.80	\$29,556
St. Rose-San Martin	0	0.00	\$0	0	0.00	\$0	0	0.00	\$0	0	0.00	\$0	0	0.00	\$0
St. Rose-Siena	14	9.07	\$48,835	19	5.42	\$46,930	19	8.32	\$60,445	24	5.54	\$48,227	29	4.17	\$48,144
Southern Hills	0	0.00	\$0	3	12.33	\$57,077	10	5.10	\$36,533	4	12.00	\$92,584	7	3.00	\$29,049
Spring Valley	0	0.00	\$0	8	4.25	\$31,569	16	8.88	\$62,665	24	6.63	\$59,755	32	5.44	\$59,126
Summerlin	40	5.33	\$47,204	60	4.48	\$44,957	78	5.10	\$50,551	79	5.08	\$55,757	131	3.94	\$57,154
Sunrise	140	4.80	\$34,202	125	5.15	\$41,228	138	4.36	\$39,509	150	4.66	\$48,504	134	4.38	\$47,423
UMC	68	5.53	\$39,292	100	6.24	\$40,747	84	5.76	\$44,271	80	5.13	\$45,362	112	4.29	\$50,679
Valley	35	5.40	\$55,674	30	7.30	\$46,116	33	8.36	\$88,691	29	7.28	\$71,278	34	6.82	\$61,281
TOTAL	365	5.68	\$42,433	389	5.94	\$43,784	430	5.76	\$49,661	440	5.69	\$53,797	536	4.66	\$52,388
WASHOE															
Carson Tahoe	23	3.00	\$25,559	34	3.94	\$32,343	37	3.35	\$29,778	30	3.30	\$35,512	27	3.67	\$46,077
Northern Nevada	1	8.00	\$133,916	2	1.50	\$34,254	2	1.50	\$25,690	0	0.00	\$0	0	0.00	\$0
Renown Regional	38	4.95	\$33,570	66	6.79	\$46,107	68	4.97	\$34,317	54	5.37	\$35,798	58	5.19	\$35,103
Renown S. Meadows	0	0.00	\$0	0	0.00	\$0	0	0.00	\$0	0	0.00	\$0	0	0.00	\$0
Saint Mary's	39	5.03	\$37,163	28	5.14	\$41,022	34	6.44	\$45,843	20	5.65	\$53,817	29	4.97	\$40,786
Sierra Surgery	0	0.00	\$0	0	0.00	\$0	0	0.00	\$0	9	2.00	\$14,058	7	1.71	\$16,543
TOTAL	101	4.56	\$34,127	130	5.61	\$41,230	141	4.85	\$35,783	113	4.60	\$37,180	121	4.60	\$37,840
RURAL															
Battle Mountain	0	0.00	\$0	0	0.00	\$0	0	0.00	\$0	0	0.00	\$0	0	0.00	\$0
Boulder City	0	0.00	\$0	0	0.00	\$0	0	0.00	\$0	0	0.00	\$0	0	0.00	\$0
Carson Valley	0	0.00	\$0	0	0.00	\$0	0	0.00	\$0	0	0.00	\$0	0	0.00	\$0
Churchill	0	0.00	\$0	0	0.00	\$0	0	0.00	\$0	0	0.00	\$0	0	0.00	\$0
Grover C. Dils	0	0.00	\$0	0	0.00	\$0	0	0.00	\$0	0	0.00	\$0	0	0.00	\$0
Humboldt	0	0.00	\$0	0	0.00	\$0	0	0.00	\$0	0	0.00	\$0	0	0.00	\$0
Incline Village	0	0.00	\$0	0	0.00	\$0	0	0.00	\$0	0	0.00	\$0	0	0.00	\$0
Mesa View	0	0.00	\$0	0	0.00	\$0	2	4.00	\$31,230	2	3.50	\$32,504	3	3.33	\$35,851
Mount Grant	0	0.00	\$0	0	0.00	\$0	0	0.00	\$0	0	0.00	\$0	0	0.00	\$0
Northeastern	0	0.00	\$0	0	0.00	\$0	4	5.75	\$21,340	0	0.00	\$0	3	4.00	\$45,402
Nye	0	0.00	\$0	0	0.00	\$0	0	0.00	\$0	0	0.00	\$0	0	0.00	\$0
Pershing	0	0.00	\$0	0	0.00	\$0	0	0.00	\$0	0	0.00	\$0	0	0.00	\$0
South Lyon	0	0.00	\$0	0	0.00	\$0	0	0.00	\$0	0	0.00	\$0	0	0.00	\$0
William Bee Ririe	0	0.00	\$0	0	0.00	\$0	0	0.00	\$0	0	0.00	\$0	0	0.00	\$0
TOTAL	0	0.00	\$0	0	0.00	\$0	6	5.17	\$24,637	2	3.50	\$32,504	6	3.67	\$40,627
ALL COUNTIES	466	5.44	\$40,633	519	5.85	\$43,144	577	5.53	\$46,009	555	5.46	\$50,337	663	4.64	\$49,626

PROSTATECTOMY

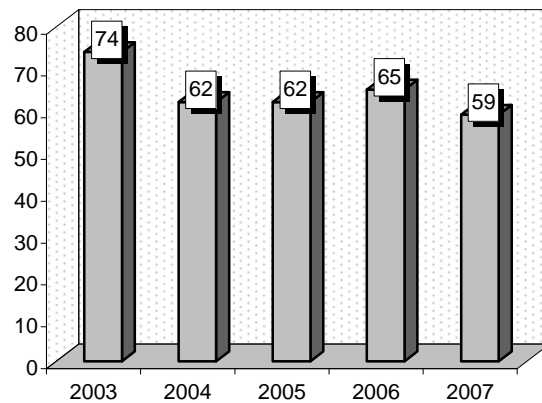
Associated Procedures: Procedures that frequently accompanied prostatectomy were: 1) Transurethral excision or destruction of lesion or tissue of bladder (5749), 2) Cystoscopy (5732), 3) Transurethral clearance of bladder (570), 4) Transurethral (Ultrasound) guided laser induced prostatectomy (TULIP) (6021), 5) Retrograde pyelogram (8774), 6) Transurethral destruction of prostate tissue by other thermotherapy (6097), 7) Percutaneous cystostomy (5717), 8) Closed [percutaneous] [needle] biopsy of prostate (6011), 9) Removal of ureterostomy tube and ureteral catheter (9762).

Definitions: Prostatectomy: A Prostatectomy is the surgical removal of all or part of the prostate gland. Abnormalities of the prostate, such as a tumour, or if the gland itself becomes enlarged for any reason, can restrict the normal flow of urine along the urethra. **Percutaneous:** A procedure performed through a small opening made in the skin.

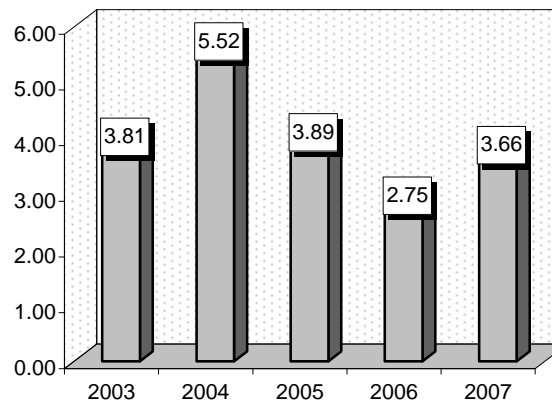
Excision: Removal by surgery. **Catheterization:** Insertion of a slender tube through the urethra or through the anterior abdominal wall into the bladder, urinary reservoir, or urinary conduit. **Pyelogram:** An X ray of the kidneys and ureters. **Cystoscopy:** Examination of the bladder and urethra using a cystoscope, inserted into the urethra. A cystoscope is a thin, tube-like instrument with a light and a lens for viewing. **Ureterostomy:** Surgical diversion of urine (usually temporarily) from the ureter(s) to outside the body by way of an opening or stoma on the abdomen.

	2003			2004			2005			2006			2007		
Gender	Cases	Avg LOS	Avg Bill	Cases	Avg LOS	Avg Bill	Cases	Avg LOS	Avg Bill	Cases	Avg LOS	Avg Bill	Cases	Avg LOS	Avg Bill
Male	74	3.81	\$26,285	62	5.52	\$35,195	62	3.89	\$27,153	65	2.75	\$23,545	59	3.66	\$30,806
Female	0	0.00	\$0	0	0.00	\$0	0	0.00	\$0	0	0.00	\$0	0	0.00	\$0
Age Group	Cases	Avg LOS	Avg Bill	Cases	Avg LOS	Avg Bill	Cases	Avg LOS	Avg Bill	Cases	Avg LOS	Avg Bill	Cases	Avg LOS	Avg Bill
Ages 0-17	0	0.00	\$0	0	0.00	\$0	0	0.00	\$0	0	0.00	\$0	0	0.00	\$0
Ages 18-35	0	0.00	\$0	0	0.00	\$0	0	0.00	\$0	0	0.00	\$0	0	0.00	\$0
Ages 36-49	1	1.00	\$10,985	1	4.00	\$31,275	1	2.00	\$17,235	1	1.00	\$16,093	4	4.75	\$31,534
Ages 50-64	11	3.73	\$21,556	8	7.38	\$43,738	11	6.09	\$41,582	9	4.11	\$31,272	8	3.13	\$29,105
Ages 65+	62	3.87	\$27,371	53	5.26	\$33,980	50	3.44	\$24,177	55	2.56	\$22,416	47	3.66	\$31,034
TOTAL	74	3.81	\$26,285	62	5.52	\$35,195	62	3.89	\$27,153	65	2.75	\$23,545	59	3.66	\$30,806

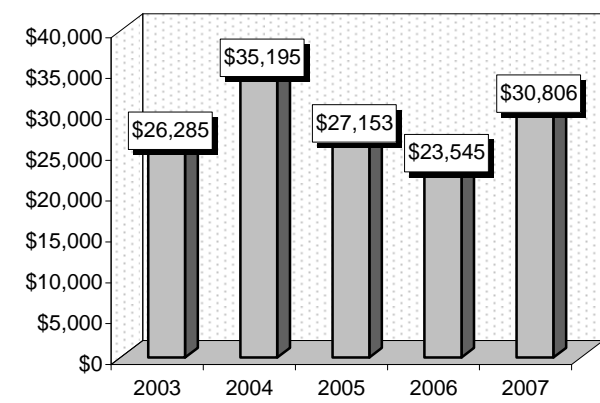
Patient Discharges



Average Length of Stay



Average Billed Charges



County / Hospital	2003			2004			2005			2006			2007		
	Cases	Avg LOS	Avg Bill	Cases	Avg LOS	Avg Bill	Cases	Avg LOS	Avg Bill	Cases	Avg LOS	Avg Bill	Cases	Avg LOS	Avg Bill
CLARK															
Desert Springs	5	5.80	\$29,900	6	5.17	\$37,570	0	0.00	\$0	2	1.50	\$16,415	2	9.00	\$89,856
Mountain View	17	1.82	\$12,840	4	8.00	\$32,019	7	1.71	\$17,144	4	1.00	\$11,488	2	1.50	\$13,586
North Vista	0	0.00	\$0	0	0.00	\$0	0	0.00	\$0	0	0.00	\$0	0	0.00	\$0
St. Rose-Rose de Lima	1	6.00	\$43,330	0	0.00	\$0	3	3.33	\$25,273	1	1.00	\$15,785	0	0.00	\$0
St. Rose-San Martin	0	0.00	\$0	0	0.00	\$0	0	0.00	\$0	0	0.00	\$0	0	0.00	\$0
St. Rose-Siena	8	4.00	\$28,629	7	5.14	\$39,664	6	2.83	\$21,056	6	2.33	\$21,493	8	2.25	\$23,188
Southern Hills	0	0.00	\$0	0	0.00	\$0	0	0.00	\$0	0	0.00	\$0	0	0.00	\$0
Spring Valley	0	0.00	\$0	1	2.00	\$26,137	1	10.00	\$35,322	3	4.33	\$37,710	6	1.33	\$18,237
Summerlin	3	2.33	\$18,426	9	4.56	\$31,805	7	2.43	\$26,408	8	2.38	\$22,994	12	2.17	\$28,299
Sunrise	16	5.06	\$30,770	9	8.78	\$66,344	8	6.75	\$43,718	11	3.45	\$30,710	5	6.60	\$45,899
UMC	2	10.50	\$39,043	5	11.00	\$38,919	3	11.00	\$58,812	1	2.00	\$15,597	1	1.00	\$24,148
Valley	6	4.83	\$57,964	3	9.00	\$36,671	3	7.00	\$32,329	5	2.80	\$24,340	5	6.00	\$47,340
TOTAL	58	4.07	\$27,821	44	6.89	\$41,937	38	4.58	\$30,671	41	2.63	\$24,286	41	3.34	\$32,482
WASHOE															
Carson Tahoe	6	2.50	\$23,911	9	1.67	\$15,967	8	1.25	\$17,574	5	1.20	\$19,927	2	1.00	\$20,714
Northern Nevada	0	0.00	\$0	0	0.00	\$0	0	0.00	\$0	0	0.00	\$0	1	12.00	\$104,168
Renown Regional	4	2.00	\$13,275	3	3.33	\$26,549	7	4.00	\$27,892	2	1.00	\$16,665	6	4.83	\$23,660
Renown S. Meadows	0	0.00	\$0	0	0.00	\$0	0	0.00	\$0	0	0.00	\$0	0	0.00	\$0
Saint Mary's	5	4.40	\$25,468	4	3.00	\$24,868	5	3.00	\$24,852	5	8.20	\$52,047	4	7.75	\$37,926
Sierra Surgery	0	0.00	\$0	0	0.00	\$0	0	0.00	\$0	9	1.33	\$9,761	4	1.00	\$9,538
TOTAL	15	3.00	\$21,594	16	2.31	\$20,176	20	2.65	\$23,005	21	2.90	\$22,907	17	4.59	\$28,083
RURAL															
Battle Mountain	0	0.00	\$0	0	0.00	\$0	0	0.00	\$0	0	0.00	\$0	0	0.00	\$0
Boulder City	0	0.00	\$0	0	0.00	\$0	0	0.00	\$0	0	0.00	\$0	0	0.00	\$0
Carson Valley	0	0.00	\$0	0	0.00	\$0	0	0.00	\$0	0	0.00	\$0	0	0.00	\$0
Churchill	1	1.00	\$7,598	2	1.00	\$7,024	3	1.67	\$8,121	0	0.00	\$0	1	1.00	\$8,420
Grover C. Dils	0	0.00	\$0	0	0.00	\$0	0	0.00	\$0	0	0.00	\$0	0	0.00	\$0
Humboldt	0	0.00	\$0	0	0.00	\$0	0	0.00	\$0	0	0.00	\$0	0	0.00	\$0
Incline Village	0	0.00	\$0	0	0.00	\$0	0	0.00	\$0	0	0.00	\$0	0	0.00	\$0
Mesa View	0	0.00	\$0	0	0.00	\$0	0	0.00	\$0	2	3.50	\$18,017	0	0.00	\$0
Mount Grant	0	0.00	\$0	0	0.00	\$0	0	0.00	\$0	0	0.00	\$0	0	0.00	\$0
Northeastern	0	0.00	\$0	0	0.00	\$0	1	9.00	\$33,526	1	3.00	\$17,626	0	0.00	\$0
Nye	0	0.00	\$0	0	0.00	\$0	0	0.00	\$0	0	0.00	\$0	0	0.00	\$0
Pershing	0	0.00	\$0	0	0.00	\$0	0	0.00	\$0	0	0.00	\$0	0	0.00	\$0
South Lyon	0	0.00	\$0	0	0.00	\$0	0	0.00	\$0	0	0.00	\$0	0	0.00	\$0
William Bee Ririe	0	0.00	\$0	0	0.00	\$0	0	0.00	\$0	0	0.00	\$0	0	0.00	\$0
TOTAL	1	1.00	\$7,598	2	1.00	\$7,024	4	3.50	\$14,472	3	3.33	\$17,887	1	1.00	\$8,420
ALL COUNTIES	74	3.81	\$26,285	62	5.52	\$35,195	62	3.89	\$27,153	65	2.75	\$23,545	59	3.66	\$30,806

RENAL FAILURE

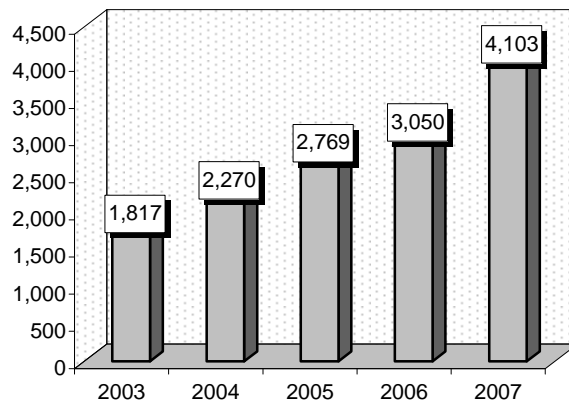
Associated Diagnoses: Diagnoses that frequently accompanied renal failure were: 1) Unspecified hypertensive kidney disease (40391), 2) Congestive heart failure (4280), 3) Dehydration (27651), 4) Hypertension (4019), 5) Diabetes mellitus (25000).

Definitions: Dehydration: This can be caused by a lack of fluid intake, excessive urination possibly due to diuretics, diarrhea or vomiting. **Hypertension:** Elevated blood pressure persistently exceeding 140/90. Essential hypertension, the most common kind, has no single identifiable cause. **Diabetes mellitus:** A group of disorders in which the body is unable to competently process blood sugars leading to hyperglycemia. This can lead to a host of ailments including poor circulation, kidney disorders and blindness. **Hyperglycemia:** A condition in which an excessive amount of glucose circulates in the blood plasma.

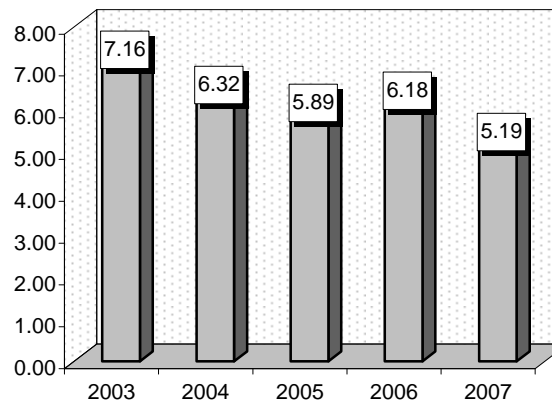
Comments: The kidneys are two fist-sized organs located on each side of the spine at the bottom of the rib cage and slightly above the waist. Renal failure is the inability of the kidneys to excrete wastes, concentrate urine and conserve electrolytes. The condition may be acute or chronic. In chronic kidney disease, the kidneys have not stopped working altogether but are not working as well as they should. Acute renal failure occurs when the kidneys stop working over a period of hours, days or in some cases, weeks. When acute renal failure occurs, wastes and excess waste products and excess water build up in the body which upsets the body's normal chemical balance. Substances that are normally needed for the body to function properly become poisonous to the body when they reach abnormally high levels.

Gender	2003			2004			2005			2006			2007		
	Cases	Avg LOS	Avg Bill	Cases	Avg LOS	Avg Bill	Cases	Avg LOS	Avg Bill	Cases	Avg LOS	Avg Bill	Cases	Avg LOS	Avg Bill
Male	1,044	6.83	\$40,486	1,256	6.11	\$34,800	1,540	5.83	\$36,170	1,691	6.17	\$40,048	2,375	5.02	\$37,518
Female	773	7.61	\$42,509	1,014	6.57	\$35,043	1,229	5.97	\$36,210	1,359	6.20	\$40,616	1,728	5.42	\$38,101
Age Group	Cases	Avg LOS	Avg Bill	Cases	Avg LOS	Avg Bill	Cases	Avg LOS	Avg Bill	Cases	Avg LOS	Avg Bill	Cases	Avg LOS	Avg Bill
Ages 0-17	15	8.00	\$49,375	16	6.56	\$35,770	17	4.12	\$23,368	18	5.89	\$44,423	20	3.70	\$21,984
Ages 18-35	125	4.79	\$30,364	131	4.89	\$27,072	149	5.85	\$34,571	182	6.35	\$36,606	378	3.86	\$25,751
Ages 36-49	229	6.97	\$39,584	287	5.85	\$29,930	363	5.92	\$35,636	355	6.74	\$42,970	621	4.91	\$36,830
Ages 50-64	439	7.44	\$43,045	580	6.62	\$37,345	727	5.73	\$35,333	779	6.25	\$41,290	1,137	5.25	\$39,331
Ages 65+	1,009	7.37	\$42,249	1,256	6.43	\$35,727	1,513	5.99	\$37,034	1,716	6.02	\$39,648	1,947	5.52	\$39,640
TOTAL	1,817	7.16	\$41,347	2,270	6.32	\$34,908	2,769	5.89	\$36,188	3,050	6.18	\$40,301	4,103	5.19	\$37,763

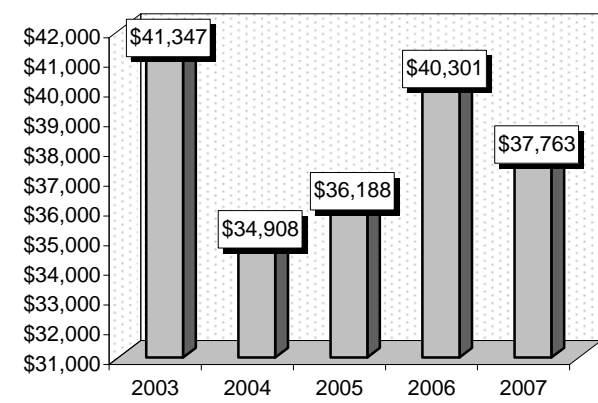
Patient Discharges



Average Length of Stay



Average Billed Charges



County / Hospital	2003			2004			2005			2006			2007		
	Cases	Avg LOS	Avg Bill	Cases	Avg LOS	Avg Bill	Cases	Avg LOS	Avg Bill	Cases	Avg LOS	Avg Bill	Cases	Avg LOS	Avg Bill
CLARK															
Desert Springs	143	6.26	\$43,134	149	6.45	\$37,708	141	6.60	\$41,369	192	6.73	\$42,821	247	5.63	\$42,328
Mountain View	205	7.13	\$39,051	164	6.63	\$38,972	198	5.90	\$37,509	252	6.01	\$43,519	215	5.33	\$40,611
North Vista	60	8.55	\$67,162	87	6.06	\$37,551	145	6.00	\$42,074	126	7.26	\$54,463	155	7.21	\$55,375
St. Rose-Rose de Lima	84	6.87	\$37,693	118	6.66	\$37,246	119	5.03	\$32,547	114	5.75	\$38,088	132	4.80	\$40,282
St. Rose-San Martin	0	0.00	\$0	0	0.00	\$0	0	0.00	\$0	6	6.17	\$45,090	83	4.66	\$37,406
St. Rose-Siena	110	7.20	\$43,102	154	6.35	\$35,261	197	5.76	\$38,577	220	5.22	\$39,951	236	4.85	\$40,908
Southern Hills	0	0.00	\$0	59	7.92	\$34,301	73	6.78	\$34,887	67	5.52	\$35,156	108	6.60	\$43,342
Spring Valley	18	3.44	\$22,353	62	5.97	\$37,678	149	5.13	\$39,925	149	6.83	\$52,587	165	5.75	\$46,494
Summerlin	154	5.54	\$39,715	106	6.07	\$44,844	169	5.37	\$40,039	161	6.07	\$43,390	199	5.16	\$46,801
Sunrise	292	7.99	\$49,897	467	5.89	\$36,260	451	6.43	\$42,350	442	7.05	\$51,882	408	7.66	\$61,898
UMC	252	8.76	\$38,900	284	7.32	\$31,656	340	6.57	\$32,238	363	6.25	\$32,761	1,079	3.09	\$20,694
Valley	191	8.18	\$57,597	218	6.59	\$39,280	245	6.09	\$40,263	317	5.99	\$42,930	353	6.03	\$50,270
TOTAL	1,509	7.46	\$45,065	1,868	6.47	\$36,779	2,227	6.06	\$38,626	2,409	6.32	\$43,612	3,380	5.06	\$39,302
WASHOE															
Carson Tahoe	53	5.98	\$25,567	66	4.15	\$17,273	87	5.17	\$24,446	139	4.11	\$23,361	130	3.95	\$24,183
Northern Nevada	13	4.85	\$28,840	12	2.92	\$15,814	31	3.55	\$22,971	48	4.58	\$24,869	91	5.31	\$33,500
Renown Regional	106	6.08	\$25,730	168	6.72	\$34,540	209	6.05	\$32,539	222	6.89	\$32,753	236	7.36	\$37,263
Renown S. Meadows	0	0.00	\$0	7	4.29	\$25,619	27	4.56	\$24,264	33	6.42	\$28,149	49	5.27	\$25,479
Saint Mary's	83	6.29	\$25,311	102	5.81	\$26,015	127	5.13	\$24,483	130	6.17	\$30,876	163	6.12	\$31,751
Sierra Surgery	0	0.00	\$0	0	0.00	\$0	0	0.00	\$0	0	0.00	\$0	0	0.00	\$0
TOTAL	255	6.06	\$25,718	355	5.81	\$28,071	481	5.40	\$27,867	572	5.83	\$29,117	669	5.96	\$32,003
RURAL															
Battle Mountain	0	0.00	\$0	1	3.00	\$2,704	0	0.00	\$0	0	0.00	\$0	4	4.50	\$4,879
Boulder City	7	4.71	\$8,084	3	10.00	\$23,607	1	8.00	\$21,142	5	3.60	\$8,039	6	2.67	\$8,187
Carson Valley	0	0.00	\$0	0	0.00	\$0	4	10.50	\$28,962	5	5.80	\$24,457	2	2.50	\$10,450
Churchill	18	4.33	\$14,479	15	4.20	\$15,955	8	4.75	\$18,299	11	3.73	\$15,221	3	1.67	\$10,179
Grover C. Dils	4	3.00	\$4,552	4	5.00	\$8,019	0	0.00	\$0	2	5.00	\$7,757	4	6.00	\$11,038
Humboldt	2	4.00	\$9,357	1	4.00	\$5,718	1	2.00	\$6,613	1	2.00	\$8,929	0	0.00	\$0
Incline Village	0	0.00	\$0	0	0.00	\$0	1	3.00	\$15,325	0	0.00	\$0	0	0.00	\$0
Mesa View	0	0.00	\$0	0	0.00	\$0	8	1.88	\$9,992	12	2.67	\$11,407	10	2.20	\$10,395
Mount Grant	0	0.00	\$0	0	0.00	\$0	5	2.00	\$4,400	3	3.67	\$8,989	1	9.00	\$26,206
Northeastern	10	3.40	\$13,426	11	3.91	\$15,392	20	3.45	\$13,396	23	6.30	\$26,719	12	2.42	\$16,929
Nye	4	1.75	\$4,069	5	1.80	\$4,370	8	1.63	\$8,061	3	3.33	\$16,921	1	1.00	\$5,069
Pershing	2	11.50	\$13,064	4	1.75	\$4,108	1	10.00	\$21,456	0	0.00	\$0	1	6.00	\$29,463
South Lyon	3	2.67	\$4,692	2	5.50	\$6,244	2	3.50	\$4,368	0	0.00	\$0	4	4.50	\$6,518
William Bee Ririe	3	2.00	\$6,820	1	2.00	\$3,897	2	1.00	\$4,310	4	1.50	\$4,186	6	8.67	\$22,658
TOTAL	53	3.94	\$10,667	47	4.09	\$12,226	61	3.59	\$12,762	69	4.41	\$17,395	54	3.80	\$12,853
ALL COUNTIES	1,817	7.16	\$41,347	2,270	6.32	\$34,908	2,769	5.89	\$36,188	3,050	6.18	\$40,301	4,103	5.19	\$37,763

ADMIT FOR RENAL DIALYSIS

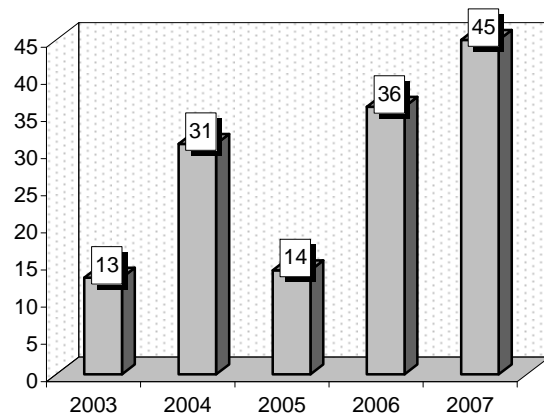
Associated Diagnoses: Procedures that frequently accompanied renal dialysis were: 1) Hemodialysis (3995), 2) Venous catheterization for renal dialysis (3895), 3) Total body perfusion (3996), 4) Transfusion of packed cells (9904).

Definitions: Dialysis: The process of filtering the blood when the kidneys are not able to cleanse it. **Hemodialysis:** Hemodialysis means "cleaning the blood." In hemodialysis, the blood is circulated through an artificial kidney machine, which contains a dialyzer (also called an artificial kidney). **Perfusion:** pumping of blood or artificial media through the blood vessels of an isolated organ for the purpose of nourishment. **Transfusion:** The introduction of whole blood or components of blood (such as plasma, platelets) from one person to another.

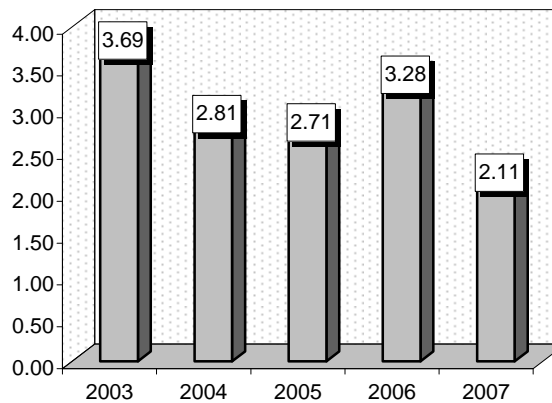
Comments: The kidneys are two fist-sized organs located on each side of the spine at the bottom of the rib cage and slightly above the waist. Renal failure is the inability of the kidneys to excrete wastes, concentrate urine and conserve electrolytes. The condition may be acute or chronic. In chronic kidney disease, the kidneys have not stopped working altogether but are not working as well as they should. Acute renal failure occurs when the kidneys stop working over a period of hours, days or in some cases, weeks. When acute renal failure occurs, wastes and excess waste products and excess water build up in the body which upsets the body's normal chemical balance. Substances that are normally needed for the body to function properly become poisonous to the body when they reach abnormally high levels.

Gender	2003			2004			2005			2006			2007		
	Cases	Avg LOS	Avg Bill	Cases	Avg LOS	Avg Bill	Cases	Avg LOS	Avg Bill	Cases	Avg LOS	Avg Bill	Cases	Avg LOS	Avg Bill
Male	9	3.89	\$22,792	13	3.23	\$16,985	6	3.00	\$17,265	22	1.82	\$12,918	26	2.38	\$12,764
Female	4	3.25	\$17,689	18	2.50	\$13,442	8	2.50	\$14,505	14	5.57	\$27,453	19	1.74	\$10,438
Age Group	Cases	Avg LOS	Avg Bill	Cases	Avg LOS	Avg Bill	Cases	Avg LOS	Avg Bill	Cases	Avg LOS	Avg Bill	Cases	Avg LOS	Avg Bill
Ages 0-17	0	0.00	\$0	0	0.00	\$0	0	0.00	\$0	1	5.00	\$22,766	0	0.00	\$0
Ages 18-35	1	1.00	\$9,481	2	1.00	\$5,595	4	4.75	\$22,420	4	2.25	\$11,231	6	1.83	\$10,056
Ages 36-49	2	1.50	\$11,359	9	1.22	\$9,220	2	1.50	\$8,681	5	1.00	\$5,635	11	2.00	\$11,347
Ages 50-64	6	2.33	\$18,964	11	4.09	\$19,024	4	1.75	\$12,183	11	1.91	\$13,137	15	2.87	\$15,057
Ages 65+	4	7.50	\$32,474	9	3.22	\$17,702	4	2.25	\$15,964	15	5.20	\$28,545	13	1.46	\$9,167
TOTAL	13	3.69	\$21,221	31	2.81	\$14,927	14	2.71	\$15,688	36	3.28	\$18,571	45	2.11	\$11,782

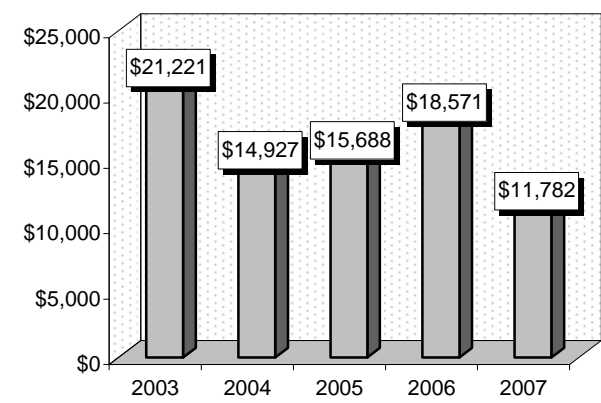
Patient Discharges



Average Length of Stay



Average Billed Charges



County / Hospital	2003			2004			2005			2006			2007		
	Cases	Avg LOS	Avg Bill	Cases	Avg LOS	Avg Bill	Cases	Avg LOS	Avg Bill	Cases	Avg LOS	Avg Bill	Cases	Avg LOS	Avg Bill
CLARK															
Desert Springs	0	0.00	\$0	0	0.00	\$0	2	2.00	\$11,623	5	1.80	\$12,779	4	2.00	\$14,314
Mountain View	1	1.00	\$18,341	3	4.33	\$25,766	1	1.00	\$31,036	2	4.00	\$29,572	2	1.00	\$5,659
North Vista	0	0.00	\$0	0	0.00	\$0	0	0.00	\$0	0	0.00	\$0	0	0.00	\$0
St. Rose-Rose de Lima	1	1.00	\$2,952	7	1.86	\$11,577	1	4.00	\$28,047	0	0.00	\$0	0	0.00	\$0
St. Rose-San Martin	0	0.00	\$0	0	0.00	\$0	0	0.00	\$0	1	1.00	\$4,484	1	4.00	\$15,465
St. Rose-Siena	1	1.00	\$9,481	2	2.50	\$11,831	1	1.00	\$6,807	5	2.80	\$22,894	1	1.00	\$13,343
Southern Hills	0	0.00	\$0	1	1.00	\$2,222	1	1.00	\$4,476	2	1.00	\$6,870	0	0.00	\$0
Spring Valley	0	0.00	\$0	0	0.00	\$0	0	0.00	\$0	0	0.00	\$0	0	0.00	\$0
Summerlin	1	2.00	\$30,096	3	6.67	\$38,073	0	0.00	\$0	5	2.40	\$12,123	1	2.00	\$23,123
Sunrise	5	6.40	\$30,334	3	2.33	\$13,215	2	1.00	\$8,890	6	2.33	\$17,657	2	3.50	\$17,544
UMC	2	4.00	\$16,304	7	2.86	\$10,379	0	0.00	\$0	1	1.00	\$4,561	26	1.88	\$9,274
Valley	2	1.50	\$15,367	3	2.00	\$10,530	3	2.33	\$15,742	5	1.40	\$11,296	6	1.83	\$13,282
TOTAL	13	3.69	\$21,221	29	2.93	\$15,252	11	1.82	\$14,419	32	2.13	\$15,104	43	1.95	\$11,079
WASHOE															
Carson Tahoe	0	0.00	\$0	0	0.00	\$0	0	0.00	\$0	0	0.00	\$0	0	0.00	\$0
Northern Nevada	0	0.00	\$0	0	0.00	\$0	0	0.00	\$0	1	10.00	\$27,496	0	0.00	\$0
Renown Regional	0	0.00	\$0	2	1.00	\$10,218	3	6.00	\$20,340	2	19.50	\$75,990	2	5.50	\$26,891
Renown S. Meadows	0	0.00	\$0	0	0.00	\$0	0	0.00	\$0	0	0.00	\$0	0	0.00	\$0
Saint Mary's	0	0.00	\$0	0	0.00	\$0	0	0.00	\$0	1	1.00	\$5,736	0	0.00	\$0
Sierra Surgery	0	0.00	\$0	0	0.00	\$0	0	0.00	\$0	0	0.00	\$0	0	0.00	\$0
TOTAL	0	0.00	\$0	2	1.00	\$10,218	3	6.00	\$20,340	4	12.50	\$46,303	2	5.50	\$26,891
RURAL															
Battle Mountain	0	0.00	\$0	0	0.00	\$0	0	0.00	\$0	0	0.00	\$0	0	0.00	\$0
Boulder City	0	0.00	\$0	0	0.00	\$0	0	0.00	\$0	0	0.00	\$0	0	0.00	\$0
Carson Valley	0	0.00	\$0	0	0.00	\$0	0	0.00	\$0	0	0.00	\$0	0	0.00	\$0
Churchill	0	0.00	\$0	0	0.00	\$0	0	0.00	\$0	0	0.00	\$0	0	0.00	\$0
Grover C. Dils	0	0.00	\$0	0	0.00	\$0	0	0.00	\$0	0	0.00	\$0	0	0.00	\$0
Humboldt	0	0.00	\$0	0	0.00	\$0	0	0.00	\$0	0	0.00	\$0	0	0.00	\$0
Incline Village	0	0.00	\$0	0	0.00	\$0	0	0.00	\$0	0	0.00	\$0	0	0.00	\$0
Mesa View	0	0.00	\$0	0	0.00	\$0	0	0.00	\$0	0	0.00	\$0	0	0.00	\$0
Mount Grant	0	0.00	\$0	0	0.00	\$0	0	0.00	\$0	0	0.00	\$0	0	0.00	\$0
Northeastern	0	0.00	\$0	0	0.00	\$0	0	0.00	\$0	0	0.00	\$0	0	0.00	\$0
Nye	0	0.00	\$0	0	0.00	\$0	0	0.00	\$0	0	0.00	\$0	0	0.00	\$0
Pershing	0	0.00	\$0	0	0.00	\$0	0	0.00	\$0	0	0.00	\$0	0	0.00	\$0
South Lyon	0	0.00	\$0	0	0.00	\$0	0	0.00	\$0	0	0.00	\$0	0	0.00	\$0
William Bee Ririe	0	0.00	\$0	0	0.00	\$0	0	0.00	\$0	0	0.00	\$0	0	0.00	\$0
TOTAL	0	0.00	\$0	0	0.00	\$0	0	0.00	\$0	0	0.00	\$0	0	0.00	\$0
ALL COUNTIES	13	3.69	\$21,221	31	2.81	\$14,927	14	2.71	\$15,688	36	3.28	\$18,571	45	2.11	\$11,782

CESAREAN SECTION WITH COMPLICATIONS

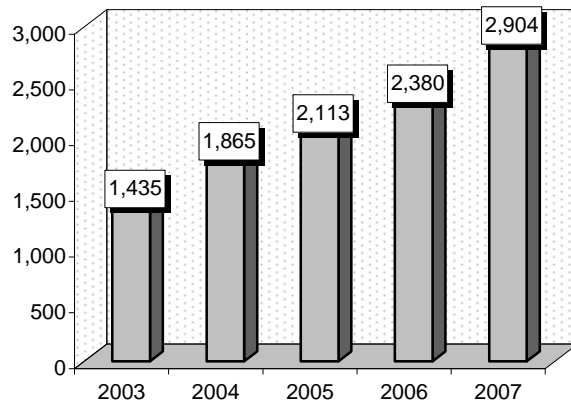
Associated Procedures: Procedures that frequently accompanied cesarean section with complications were: 1) Bilateral tubal division (6632), 2) Medical induction of labor (734), 3) Peritoneal adhesiolysis (5459), 4) Vacuum extraction delivery (7279), 5) Bilateral tubal destruction (6639).

Definitions: Antepartum: Begins with conception and ends with the onset of labor. **Cesarean:** A surgical procedure in delivering the baby. Also called a C-section. An Epidural is given to block the pain, and an incision is made in the very low part of the woman's abdomen. The baby is removed through this incision after which it is sutured. **Fallopian tube:** One of a pair of ducts, one opening at one end into the uterus and the other end into the peritoneal cavity over the ovary. **Peritoneal:** A membrane that lines the wall of the abdominal cavity. **Adhesiolysis:** The treatment for the removal of scarlike tissue that forms between two surfaces within the body.

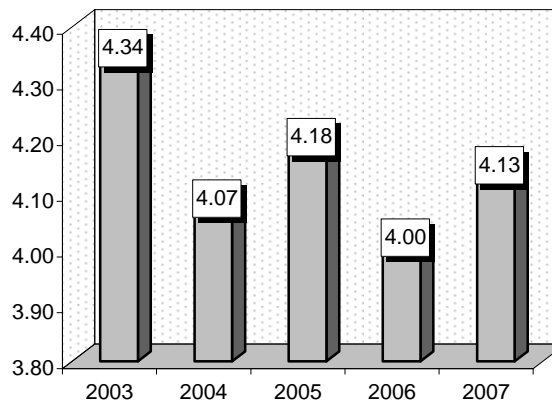
Comments: Common diagnoses associated with this procedure (listed in order of frequency) were: Mother had a previous cesarean delivery (65421), anemia (2859), abnormality in fetal heart rate or rhythm (65971), early onset of delivery (64421), advanced maternal age (65961), sterilization (V252).

Gender	2003			2004			2005			2006			2007		
	Cases	Avg LOS	Avg Bill	Cases	Avg LOS	Avg Bill	Cases	Avg LOS	Avg Bill	Cases	Avg LOS	Avg Bill	Cases	Avg LOS	Avg Bill
Male	0	0.00	\$0	0	0.00	\$0	0	0.00	\$0	0	0.00	\$0	0	0.00	\$0
Female	1,435	4.34	\$18,379	1,865	4.07	\$17,380	2,113	4.18	\$18,418	2,380	4.00	\$19,213	2,904	4.13	\$21,088
Age Group	Cases	Avg LOS	Avg Bill	Cases	Avg LOS	Avg Bill	Cases	Avg LOS	Avg Bill	Cases	Avg LOS	Avg Bill	Cases	Avg LOS	Avg Bill
Ages 0-17	44	3.75	\$16,822	60	3.47	\$15,548	62	4.00	\$18,250	81	3.94	\$19,244	89	4.34	\$22,674
Ages 18-35	1,151	4.26	\$18,181	1,514	4.08	\$17,422	1,724	4.06	\$17,730	1,940	3.92	\$18,861	2,337	4.00	\$20,711
Ages 36-49	240	4.83	\$19,615	288	4.11	\$17,477	325	4.81	\$22,096	359	4.40	\$21,106	478	4.70	\$22,635
Ages 50-64	0	0.00	\$0	2	5.50	\$31,984	0	0.00	\$0	0	0.00	\$0	0	0.00	\$0
Ages 65+	0	0.00	\$0	1	3.00	\$6,294	2	3.50	\$19,688	0	0.00	\$0	0	0.00	\$0
TOTAL	1,435	4.34	\$18,379	1,865	4.07	\$17,380	2,113	4.18	\$18,418	2,380	4.00	\$19,213	2,904	4.13	\$21,088

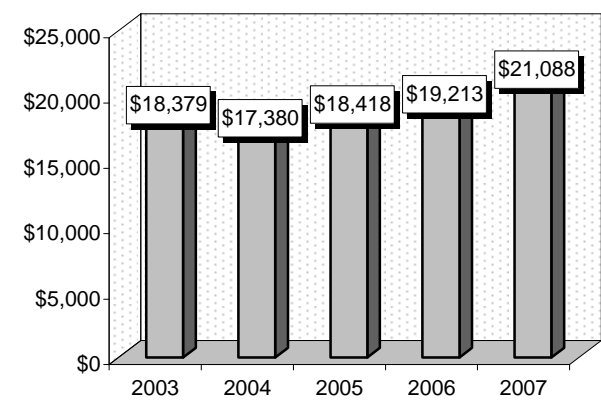
Patient Discharges



Average Length of Stay



Average Billed Charges



County / Hospital	2003			2004			2005			2006			2007		
	Cases	Avg LOS	Avg Bill	Cases	Avg LOS	Avg Bill	Cases	Avg LOS	Avg Bill	Cases	Avg LOS	Avg Bill	Cases	Avg LOS	Avg Bill
CLARK															
Desert Springs	20	2.90	\$14,458	0	0.00	\$0	0	0.00	\$0	0	0.00	\$0	0	0.00	\$0
Mountain View	73	3.51	\$13,992	118	3.16	\$13,077	117	3.22	\$14,165	133	3.19	\$17,290	125	3.17	\$15,336
North Vista	41	2.95	\$21,561	36	2.94	\$21,055	33	3.00	\$15,684	79	3.72	\$21,610	148	3.22	\$25,326
St. Rose-Rose de Lima	19	3.63	\$16,027	45	3.27	\$13,849	49	2.98	\$15,458	40	2.52	\$15,000	89	2.74	\$19,681
St. Rose-San Martin	0	0.00	\$0	0	0.00	\$0	0	0.00	\$0	0	0.00	\$0	28	2.89	\$19,085
St. Rose-Siena	91	3.31	\$12,765	144	3.68	\$15,203	155	3.45	\$15,625	185	3.29	\$18,610	238	3.21	\$19,057
Southern Hills	0	0.00	\$0	14	3.07	\$12,212	39	3.92	\$15,356	56	3.77	\$16,875	108	3.89	\$18,097
Spring Valley	5	3.00	\$11,721	52	3.29	\$17,093	68	2.96	\$15,961	71	2.89	\$15,162	112	2.96	\$15,686
Summerlin	99	4.27	\$18,547	96	4.96	\$18,639	156	4.90	\$20,230	212	4.10	\$19,216	327	5.20	\$23,686
Sunrise	292	4.39	\$16,516	310	4.70	\$18,460	368	4.41	\$18,880	454	4.21	\$20,307	376	4.40	\$21,723
UMC	310	3.97	\$17,865	452	3.76	\$17,854	432	3.75	\$18,551	425	3.81	\$20,314	457	3.51	\$22,615
Valley	181	5.08	\$24,969	259	4.36	\$18,285	258	4.49	\$21,212	231	3.68	\$18,282	277	4.78	\$23,843
TOTAL	1,131	4.13	\$18,069	1,526	4.02	\$17,360	1,675	3.99	\$18,286	1,886	3.76	\$19,205	2,285	3.94	\$21,466
WASHOE															
Carson Tahoe	22	2.95	\$16,256	27	2.70	\$16,527	39	2.74	\$17,451	19	2.89	\$21,980	37	2.70	\$24,850
Northern Nevada	0	0.00	\$0	0	0.00	\$0	0	0.00	\$0	0	0.00	\$0	0	0.00	\$0
Renown Regional	147	5.35	\$17,590	144	5.10	\$17,873	232	5.28	\$19,243	269	5.32	\$19,893	331	5.66	\$19,875
Renown S. Meadows	0	0.00	\$0	0	0.00	\$0	0	0.00	\$0	0	0.00	\$0	0	0.00	\$0
Saint Mary's	99	5.93	\$25,976	113	4.23	\$20,376	107	6.08	\$22,650	131	5.60	\$21,571	161	4.99	\$22,692
Sierra Surgery	0	0.00	\$0	0	0.00	\$0	0	0.00	\$0	0	0.00	\$0	0	0.00	\$0
TOTAL	268	5.37	\$20,578	284	4.53	\$18,741	378	5.25	\$20,023	419	5.29	\$20,512	529	5.25	\$21,080
RURAL															
Battle Mountain	0	0.00	\$0	0	0.00	\$0	0	0.00	\$0	0	0.00	\$0	0	0.00	\$0
Boulder City	0	0.00	\$0	0	0.00	\$0	0	0.00	\$0	0	0.00	\$0	0	0.00	\$0
Carson Valley	0	0.00	\$0	0	0.00	\$0	0	0.00	\$0	0	0.00	\$0	0	0.00	\$0
Churchill	11	3.36	\$16,887	13	2.54	\$12,638	28	2.46	\$12,791	23	2.52	\$13,221	25	2.04	\$12,458
Grover C. Dils	0	0.00	\$0	0	0.00	\$0	0	0.00	\$0	0	0.00	\$0	0	0.00	\$0
Humboldt	3	3.00	\$5,727	5	5.80	\$8,524	4	3.75	\$6,859	0	0.00	\$0	0	0.00	\$0
Incline Village	0	0.00	\$0	0	0.00	\$0	0	0.00	\$0	0	0.00	\$0	0	0.00	\$0
Mesa View	0	0.00	\$0	0	0.00	\$0	13	2.85	\$10,691	18	2.61	\$13,139	21	2.76	\$11,534
Mount Grant	0	0.00	\$0	0	0.00	\$0	0	0.00	\$0	0	0.00	\$0	0	0.00	\$0
Northeastern	20	3.10	\$10,099	35	2.74	\$10,553	15	2.80	\$13,079	33	2.70	\$10,630	44	2.48	\$10,960
Nye	0	0.00	\$0	0	0.00	\$0	0	0.00	\$0	0	0.00	\$0	0	0.00	\$0
Pershing	0	0.00	\$0	0	0.00	\$0	0	0.00	\$0	0	0.00	\$0	0	0.00	\$0
South Lyon	0	0.00	\$0	0	0.00	\$0	0	0.00	\$0	0	0.00	\$0	0	0.00	\$0
William Bee Ririe	2	4.00	\$9,150	2	3.50	\$12,107	0	0.00	\$0	1	1.00	\$19,702	0	0.00	\$0
TOTAL	36	3.22	\$11,756	55	3.00	\$10,918	60	2.72	\$12,013	75	2.60	\$12,148	90	2.42	\$11,510
ALL COUNTIES	1,435	4.34	\$18,379	1,865	4.07	\$17,380	2,113	4.18	\$18,418	2,380	4.00	\$19,213	2,904	4.13	\$21,088

CESAREAN SECTION WITHOUT COMPLICATIONS

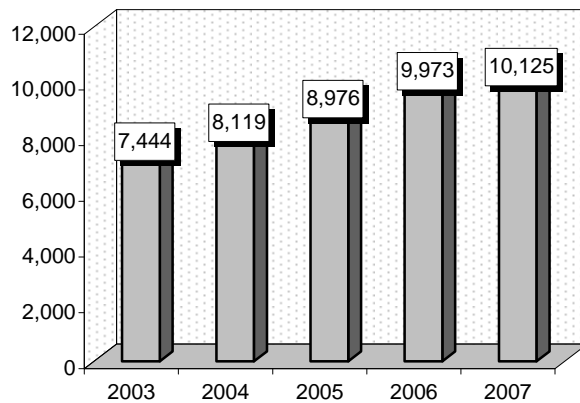
Associated Procedures: Procedures that frequently accompanied cesarean section without complications were: 1) Bilateral tubal division (6632), 2) Medical induction of labor (734), 3) Bilateral tubal destruction (6639), 4) Vacuum extraction delivery (7279), 5) Peritoneal adhesiolysis (5459).

Definitions: Antepartum: Begins with conception and ends with the onset of labor. **Cesarean:** A surgical procedure in delivering the baby. Also called a C-section. An Epidural is given to block the pain, and an incision is made in the very low part of the woman's abdomen. The baby is removed through this incision after which it is sutured. **Fallopian tube:** One of a pair of ducts, one opening at one end into the uterus and the other end into the peritoneal cavity over the ovary. **Peritoneal:** A membrane that lines the wall of the abdominal cavity. **Adhesiolysis:** The treatment for the removal of scarlike tissue that forms between two surfaces within the body.

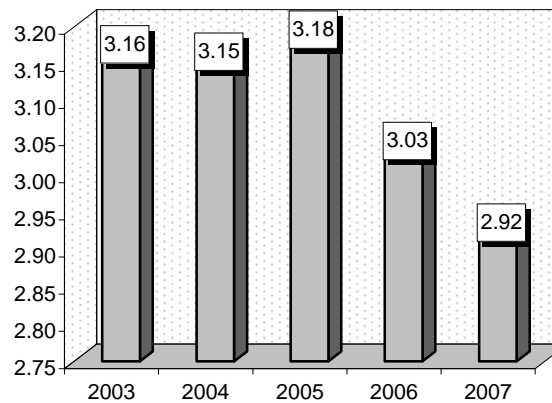
Comments: Common diagnoses associated with this procedure (listed in order of frequency) were: Mother had a previous cesarean delivery (65421), abnormality in fetal heart rate or rhythm (65971), sterilization (V252), cord entanglement (66331), elderly with previous pregnancy (65961), early onset delivery (64421), breach delivery (65221).

Gender	2003			2004			2005			2006			2007		
	Cases	Avg LOS	Avg Bill	Cases	Avg LOS	Avg Bill	Cases	Avg LOS	Avg Bill	Cases	Avg LOS	Avg Bill	Cases	Avg LOS	Avg Bill
Male	0	0.00	\$0	0	0.00	\$0	0	0.00	\$0	0	0.00	\$0	0	0.00	\$0
Female	7,444	3.16	\$12,463	8,119	3.15	\$12,382	8,976	3.18	\$13,619	9,973	3.03	\$13,904	10,125	2.92	\$14,963
Age Group	Cases	Avg LOS	Avg Bill	Cases	Avg LOS	Avg Bill	Cases	Avg LOS	Avg Bill	Cases	Avg LOS	Avg Bill	Cases	Avg LOS	Avg Bill
Ages 0-17	170	3.26	\$13,511	161	3.32	\$13,585	187	3.41	\$14,687	194	3.10	\$14,404	219	3.27	\$15,944
Ages 18-35	6,239	3.13	\$12,344	6,812	3.12	\$12,260	7,487	3.11	\$13,512	8,404	3.00	\$13,814	8,528	2.89	\$14,909
Ages 36-49	1,032	3.34	\$12,982	1,145	3.36	\$12,940	1,298	3.48	\$14,110	1,374	3.17	\$14,385	1,376	3.05	\$15,138
Ages 50-64	3	5.67	\$21,583	1	2.00	\$11,523	2	16.50	\$6,810	1	3.00	\$13,128	1	4.00	\$12,991
Ages 65+	0	0.00	\$0	0	0.00	\$0	2	30.00	\$1,091	0	0.00	\$0	1	2.00	\$19,300
TOTAL	7,444	3.16	\$12,463	8,119	3.15	\$12,382	8,976	3.18	\$13,619	9,973	3.03	\$13,904	10,125	2.92	\$14,963

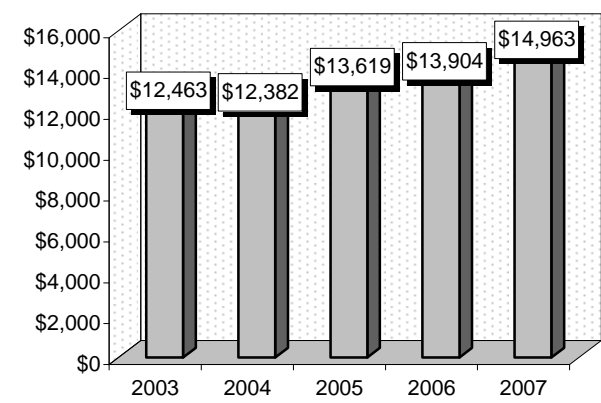
Patient Discharges



Average Length of Stay



Average Billed Charges



County / Hospital	2003			2004			2005			2006			2007		
	Cases	Avg LOS	Avg Bill	Cases	Avg LOS	Avg Bill	Cases	Avg LOS	Avg Bill	Cases	Avg LOS	Avg Bill	Cases	Avg LOS	Avg Bill
CLARK															
Desert Springs	180	2.53	\$10,870	0	0.00	\$0	0	0.00	\$0	0	0.00	\$0	0	0.00	\$0
Mountain View	678	2.95	\$11,000	716	2.82	\$11,068	788	2.76	\$10,981	838	2.62	\$10,404	638	2.79	\$12,121
North Vista	267	2.58	\$14,788	219	2.55	\$13,680	258	2.71	\$12,038	363	2.44	\$12,642	378	2.51	\$19,659
St. Rose-Rose de Lima	208	2.95	\$11,422	182	2.79	\$11,661	190	2.72	\$12,488	190	2.51	\$13,338	269	2.60	\$15,856
St. Rose-San Martin	0	0.00	\$0	0	0.00	\$0	0	0.00	\$0	8	2.75	\$15,181	116	2.59	\$15,538
St. Rose-Siena	709	2.97	\$10,841	791	3.01	\$11,353	806	2.90	\$12,679	848	2.73	\$13,138	832	2.65	\$14,409
Southern Hills	0	0.00	\$0	71	2.70	\$9,057	164	2.91	\$10,897	253	2.96	\$12,959	330	3.14	\$14,509
Spring Valley	36	2.97	\$10,546	346	2.76	\$12,368	571	2.78	\$13,541	644	2.68	\$13,337	740	2.61	\$13,715
Summerlin	503	3.17	\$13,254	725	3.65	\$13,322	801	3.58	\$14,239	968	3.44	\$14,813	1,183	3.16	\$15,690
Sunrise	1,392	3.18	\$11,342	1,440	3.08	\$11,037	1,417	3.10	\$12,918	1,677	3.09	\$13,564	1,439	2.99	\$13,726
UMC	699	3.34	\$13,093	758	3.32	\$14,399	855	3.23	\$15,960	884	3.09	\$16,263	827	2.97	\$17,721
Valley	994	3.37	\$14,893	972	3.33	\$12,276	1,096	3.29	\$14,095	1,132	2.87	\$13,541	1,232	2.76	\$14,859
TOTAL	5,666	3.12	\$12,392	6,220	3.13	\$12,113	6,946	3.08	\$13,342	7,805	2.93	\$13,551	7,984	2.85	\$14,959
WASHOE															
Carson Tahoe	204	2.40	\$12,764	193	2.41	\$14,220	237	2.53	\$16,740	225	2.33	\$19,559	253	2.40	\$23,130
Northern Nevada	0	0.00	\$0	0	0.00	\$0	0	0.00	\$0	0	0.00	\$0	0	0.00	\$0
Renown Regional	876	3.58	\$11,657	939	3.54	\$11,749	927	3.89	\$14,013	1,063	3.66	\$14,650	1,003	3.54	\$13,204
Renown S. Meadows	0	0.00	\$0	0	0.00	\$0	0	0.00	\$0	0	0.00	\$0	0	0.00	\$0
Saint Mary's	442	3.62	\$16,670	494	3.46	\$17,685	524	3.93	\$17,322	519	3.98	\$17,608	547	3.35	\$17,212
Sierra Surgery	0	0.00	\$0	0	0.00	\$0	0	0.00	\$0	0	0.00	\$0	0	0.00	\$0
TOTAL	1,522	3.43	\$13,261	1,626	3.38	\$13,845	1,688	3.71	\$15,423	1,807	3.59	\$16,111	1,803	3.32	\$15,813
RURAL															
Battle Mountain	0	0.00	\$0	0	0.00	\$0	0	0.00	\$0	0	0.00	\$0	0	0.00	\$0
Boulder City	0	0.00	\$0	0	0.00	\$0	0	0.00	\$0	0	0.00	\$0	0	0.00	\$0
Carson Valley	0	0.00	\$0	0	0.00	\$0	0	0.00	\$0	0	0.00	\$0	0	0.00	\$0
Churchill	90	2.49	\$11,061	102	2.28	\$11,170	126	2.22	\$11,404	146	2.23	\$11,240	116	2.15	\$11,484
Grover C. Dils	0	0.00	\$0	0	0.00	\$0	0	0.00	\$0	0	0.00	\$0	0	0.00	\$0
Humboldt	27	2.56	\$5,571	29	2.93	\$5,424	9	2.89	\$5,278	0	0.00	\$0	0	0.00	\$0
Incline Village	0	0.00	\$0	0	0.00	\$0	0	0.00	\$0	0	0.00	\$0	0	0.00	\$0
Mesa View	0	0.00	\$0	0	0.00	\$0	27	2.70	\$9,797	40	2.75	\$11,282	32	2.50	\$9,275
Mount Grant	0	0.00	\$0	0	0.00	\$0	0	0.00	\$0	0	0.00	\$0	0	0.00	\$0
Northeastern	133	2.35	\$8,756	133	2.42	\$9,449	166	2.43	\$9,808	162	2.34	\$9,565	180	2.25	\$9,996
Nye	0	0.00	\$0	0	0.00	\$0	0	0.00	\$0	0	0.00	\$0	0	0.00	\$0
Pershing	0	0.00	\$0	0	0.00	\$0	0	0.00	\$0	0	0.00	\$0	0	0.00	\$0
South Lyon	0	0.00	\$0	0	0.00	\$0	0	0.00	\$0	0	0.00	\$0	0	0.00	\$0
William Bee Ririe	6	3.00	\$10,674	9	3.22	\$13,400	14	3.07	\$11,271	13	3.15	\$11,154	10	2.80	\$13,108
TOTAL	256	2.43	\$9,275	273	2.45	\$9,795	342	2.42	\$10,336	361	2.37	\$10,490	338	2.25	\$10,530
ALL COUNTIES	7,444	3.16	\$12,463	8,119	3.15	\$12,382	8,976	3.18	\$13,619	9,973	3.03	\$13,904	10,125	2.92	\$14,963

VAGINAL DELIVERY WITH COMPLICATING DIAGNOSES

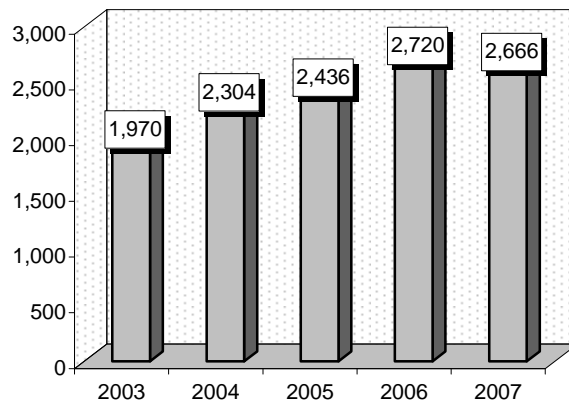
Associated Procedures: Procedures that frequently accompanied vaginal delivery with complications were: 1) Repair of obstetric laceration (7569), 2) Medical induction of labor (734), 3) Artificial rupture of membranes (7309), 4) Episiotomy (736), 5) Manual removal of placenta (754).

Definitions: **Antepartum:** Begins with conception and ends with the onset of labor. **Vaginal delivery:** The birth of a fetus through the vagina. **Laceration:** The medical word for cut or tear of the skin or tissue. **Episiotomy:** A small incision of the perineum made to enlarge the vaginal opening. **Perineum:** The muscle and tissue between the vagina and the rectum.

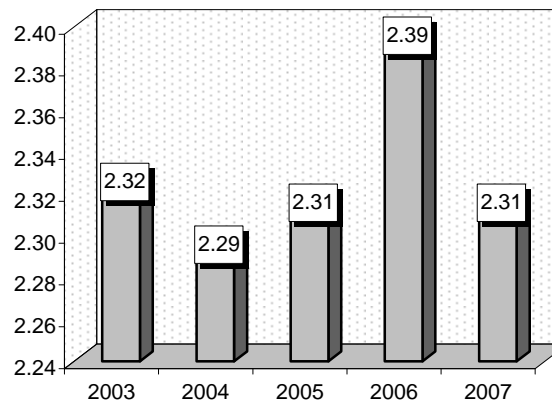
Comments: Common diagnoses associated with this procedure (listed in order of frequency) were: Perineal laceration, rupture, or tear involving: fourchette, hymen, labia, skin, vagina, vulva, pelvic floor, perineal muscles, vaginal muscles, (66401, 4, 11), cord entanglement (66331), abnormality in fetal heart rate or rhythm (6597), other specified infectious and parasitic diseases (6478), early onset delivery (64221).

Gender	2003			2004			2005			2006			2007		
	Cases	Avg LOS	Avg Bill	Cases	Avg LOS	Avg Bill	Cases	Avg LOS	Avg Bill	Cases	Avg LOS	Avg Bill	Cases	Avg LOS	Avg Bill
Male	0	0.00	\$0	0	0.00	\$0	0	0.00	\$0	0	0.00	\$0	0	0.00	\$0
Female	1,970	2.32	\$8,804	2,304	2.29	\$8,442	2,436	2.31	\$9,032	2,720	2.39	\$9,711	2,666	2.31	\$11,043
Age Group	Cases	Avg LOS	Avg Bill	Cases	Avg LOS	Avg Bill	Cases	Avg LOS	Avg Bill	Cases	Avg LOS	Avg Bill	Cases	Avg LOS	Avg Bill
Ages 0-17	128	2.33	\$8,551	110	2.31	\$8,417	117	2.05	\$8,162	133	2.26	\$8,587	138	2.72	\$13,389
Ages 18-35	1,664	2.31	\$8,802	1,980	2.19	\$8,189	2,070	2.30	\$9,063	2,300	2.39	\$9,729	2,248	2.24	\$10,753
Ages 36-49	177	2.47	\$9,027	214	3.15	\$10,801	246	2.34	\$9,017	287	2.43	\$10,087	280	2.72	\$12,207
Ages 50-64	1	2.00	\$5,598	0	0.00	\$0	3	11.67	\$22,361	0	0.00	\$0	0	0.00	\$0
Ages 65+	0	0.00	\$0	0	0.00	\$0	0	0.00	\$0	0	0.00	\$0	0	0.00	\$0
TOTAL	1,970	2.32	\$8,804	2,304	2.29	\$8,442	2,436	2.31	\$9,032	2,720	2.39	\$9,711	2,666	2.31	\$11,043

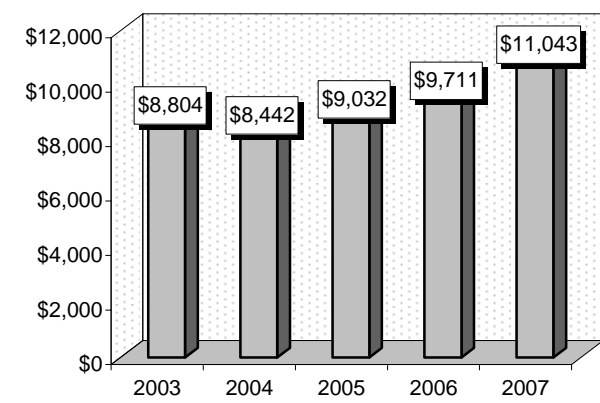
Patient Discharges



Average Length of Stay



Average Billed Charges



County / Hospital	2003			2004			2005			2006			2007		
	Cases	Avg LOS	Avg Bill	Cases	Avg LOS	Avg Bill	Cases	Avg LOS	Avg Bill	Cases	Avg LOS	Avg Bill	Cases	Avg LOS	Avg Bill
CLARK															
Desert Springs	40	1.90	\$8,324	0	0.00	\$0	0	0.00	\$0	0	0.00	\$0	0	0.00	\$0
Mountain View	120	2.15	\$7,574	144	2.12	\$8,237	122	1.87	\$7,726	131	1.89	\$7,038	94	1.91	\$7,720
North Vista	47	1.94	\$11,368	38	1.76	\$9,076	65	1.94	\$8,498	104	2.10	\$11,320	109	2.06	\$15,989
St. Rose-Rose de Lima	62	1.98	\$9,417	62	2.03	\$10,071	59	2.02	\$11,290	81	1.89	\$11,641	114	1.77	\$13,756
St. Rose-San Martin	0	0.00	\$0	0	0.00	\$0	0	0.00	\$0	1	1.00	\$10,757	24	1.96	\$14,719
St. Rose-Siena	131	2.27	\$9,889	156	2.19	\$9,884	158	2.09	\$10,834	169	2.05	\$11,196	164	2.09	\$13,786
Southern Hills	0	0.00	\$0	29	2.17	\$7,478	56	2.23	\$7,716	53	2.40	\$10,148	75	2.69	\$11,645
Spring Valley	5	2.40	\$9,869	47	2.09	\$9,317	74	2.01	\$10,565	122	2.05	\$9,716	151	2.17	\$10,217
Summerlin	159	2.37	\$11,493	136	2.86	\$11,089	168	2.88	\$13,126	175	2.48	\$11,370	193	2.84	\$14,396
Sunrise	288	2.64	\$8,758	256	2.49	\$8,847	209	2.11	\$8,336	278	2.83	\$11,642	211	2.68	\$12,014
UMC	453	2.35	\$8,320	691	2.36	\$7,749	738	2.30	\$8,088	685	2.24	\$8,314	578	2.29	\$10,311
Valley	145	2.55	\$10,282	186	2.15	\$8,353	167	2.24	\$9,679	164	3.06	\$10,843	159	1.92	\$10,561
TOTAL	1,450	2.36	\$9,182	1,745	2.32	\$8,615	1,816	2.24	\$9,152	1,963	2.34	\$9,866	1,872	2.28	\$11,762
WASHOE															
Carson Tahoe	59	1.75	\$6,794	57	1.67	\$6,890	60	1.55	\$7,845	67	1.66	\$9,878	65	1.55	\$10,842
Northern Nevada	0	0.00	\$0	0	0.00	\$0	0	0.00	\$0	0	0.00	\$0	0	0.00	\$0
Renown Regional	247	2.45	\$7,944	264	2.32	\$7,661	337	2.75	\$8,229	437	2.62	\$7,996	450	2.69	\$8,168
Renown S. Meadows	0	0.00	\$0	0	0.00	\$0	0	0.00	\$0	0	0.00	\$0	0	0.00	\$0
Saint Mary's	138	2.17	\$9,138	150	2.37	\$10,138	158	2.58	\$10,664	189	2.71	\$12,413	205	2.27	\$12,368
Sierra Surgery	0	0.00	\$0	0	0.00	\$0	0	0.00	\$0	0	0.00	\$0	0	0.00	\$0
TOTAL	444	2.27	\$8,162	471	2.25	\$8,357	555	2.57	\$8,881	693	2.55	\$9,383	720	2.47	\$9,605
RURAL															
Battle Mountain	0	0.00	\$0	0	0.00	\$0	0	0.00	\$0	0	0.00	\$0	0	0.00	\$0
Boulder City	0	0.00	\$0	0	0.00	\$0	0	0.00	\$0	0	0.00	\$0	0	0.00	\$0
Carson Valley	0	0.00	\$0	0	0.00	\$0	0	0.00	\$0	0	0.00	\$0	0	0.00	\$0
Churchill	11	1.45	\$4,698	18	1.33	\$5,193	13	1.31	\$4,440	12	1.58	\$5,986	29	1.38	\$4,691
Grover C. Dils	0	0.00	\$0	0	0.00	\$0	0	0.00	\$0	0	0.00	\$0	0	0.00	\$0
Humboldt	21	1.95	\$3,471	26	1.77	\$3,073	5	1.60	\$4,628	0	0.00	\$0	0	0.00	\$0
Incline Village	0	0.00	\$0	0	0.00	\$0	0	0.00	\$0	0	0.00	\$0	0	0.00	\$0
Mesa View	0	0.00	\$0	0	0.00	\$0	15	2.27	\$8,411	16	2.13	\$8,557	12	2.00	\$5,791
Mount Grant	1	2.00	\$3,315	0	0.00	\$0	1	2.00	\$6,626	0	0.00	\$0	0	0.00	\$0
Northeastern	41	1.80	\$6,467	41	1.85	\$7,113	28	1.82	\$7,882	33	1.85	\$9,155	28	1.86	\$8,928
Nye	0	0.00	\$0	0	0.00	\$0	0	0.00	\$0	0	0.00	\$0	2	1.00	\$1,844
Pershing	0	0.00	\$0	0	0.00	\$0	0	0.00	\$0	0	0.00	\$0	0	0.00	\$0
South Lyon	0	0.00	\$0	0	0.00	\$0	0	0.00	\$0	0	0.00	\$0	0	0.00	\$0
William Bee Ririe	2	3.50	\$6,802	3	2.00	\$5,494	3	2.00	\$5,961	3	2.67	\$11,154	3	3.00	\$15,125
TOTAL	76	1.84	\$5,350	88	1.73	\$5,471	65	1.82	\$6,957	64	1.91	\$8,505	74	1.72	\$6,818
ALL COUNTIES	1,970	2.32	\$8,804	2,304	2.29	\$8,442	2,436	2.31	\$9,032	2,720	2.39	\$9,711	2,666	2.31	\$11,043

VAGINAL DELIVERY WITHOUT COMPLICATING DIAGNOSES

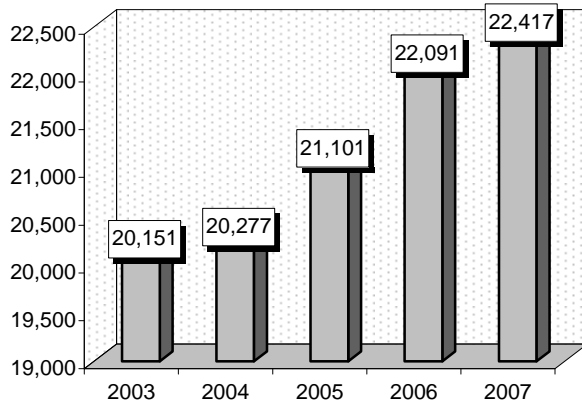
Associated Procedures: Procedures that frequently accompanied vaginal delivery without complicating diagnoses were: 1) Repair of obstetric laceration (7569), 2) Medical induction of labor (734), 3) Artificial rupture of membranes (7309), 4) Episiotomy (736), 5) Vacuum extraction delivery (7279).

Definitions: **Antepartum:** Begins with conception and ends with the onset of labor. **Vaginal delivery:** The birth of a fetus through the vagina. **Laceration:** The medical word for cut or tear of the skin or tissue. **Episiotomy:** A small incision of the perineum made to enlarge the vaginal opening. **Perineum:** The muscle and tissue between the vagina and the rectum.

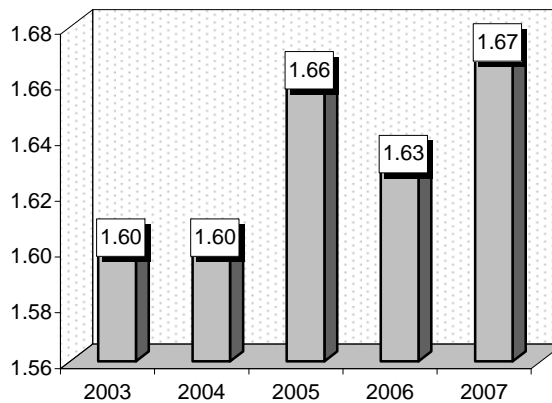
Comments: Diagnoses included in this procedure include, but are not limited to, normal delivery, drug dependence-delivered, twin pregnancy-delivered, premature rupture of membranes-delivered, breech presentation-delivered, maternal stress-delivered, and cord prolapse-delivered. Common diagnoses associated with this DRG (listed in order of frequency) are: Perineal laceration, rupture, or tear involving: fourchette, hymen, labia, skin, vagina, vulva, pelvic floor, perineal muscles, vaginal muscles, (66401, 4, 11), cord entanglement (66331), pregnancy over 40 completed weeks to 42 completed weeks gestation (6451).

	2003			2004			2005			2006			2007		
Gender	Cases	Avg LOS	Avg Bill	Cases	Avg LOS	Avg Bill	Cases	Avg LOS	Avg Bill	Cases	Avg LOS	Avg Bill	Cases	Avg LOS	Avg Bill
Male	0	0.00	\$0	0	0.00	\$0	0	0.00	\$0	0	0.00	\$0	0	0.00	\$0
Female	20,151	1.60	\$6,146	20,277	1.60	\$6,200	21,101	1.66	\$6,728	22,091	1.63	\$7,065	22,417	1.67	\$8,264
Age Group	Cases	Avg LOS	Avg Bill	Cases	Avg LOS	Avg Bill	Cases	Avg LOS	Avg Bill	Cases	Avg LOS	Avg Bill	Cases	Avg LOS	Avg Bill
Ages 0-17	920	1.82	\$6,531	924	1.64	\$6,102	972	1.83	\$6,853	1,016	1.74	\$7,299	1,050	1.86	\$8,652
Ages 18-35	17,698	1.58	\$6,105	17,890	1.60	\$6,196	18,565	1.64	\$6,694	19,421	1.62	\$7,034	19,701	1.66	\$8,233
Ages 36-49	1,533	1.66	\$6,395	1,461	1.64	\$6,294	1,553	1.75	\$7,000	1,653	1.68	\$7,278	1,666	1.68	\$8,375
Ages 50-64	0	0.00	\$0	1	2.00	\$15,283	5	13.60	\$17,319	1	1.00	\$24,208	0	0.00	\$0
Ages 65+	0	0.00	\$0	1	2.00	\$13,008	6	7.50	\$12,463	0	0.00	\$0	0	0.00	\$0
TOTAL	20,151	1.60	\$6,146	20,277	1.60	\$6,200	21,101	1.66	\$6,728	22,091	1.63	\$7,065	22,417	1.67	\$8,264

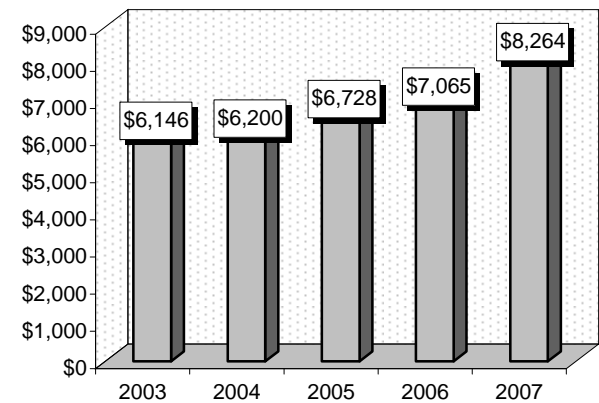
Patient Discharges



Average Length of Stay



Average Billed Charges



County / Hospital	2003			2004			2005			2006			2007		
	Cases	Avg LOS	Avg Bill	Cases	Avg LOS	Avg Bill	Cases	Avg LOS	Avg Bill	Cases	Avg LOS	Avg Bill	Cases	Avg LOS	Avg Bill
CLARK															
Desert Springs	407	1.53	\$6,765	0	0.00	\$0	0	0.00	\$0	0	0.00	\$0	0	0.00	\$0
Mountain View	1,663	1.57	\$5,706	1,651	1.60	\$6,015	1,754	1.59	\$6,104	1,739	1.56	\$5,636	1,411	1.67	\$6,578
North Vista	1,082	1.30	\$8,019	981	1.31	\$7,438	1,046	1.46	\$6,986	1,461	1.37	\$7,366	1,385	1.44	\$10,226
St. Rose-Rose de Lima	614	1.68	\$8,367	603	1.67	\$8,457	584	1.62	\$8,818	673	1.63	\$9,843	791	1.67	\$12,456
St. Rose-San Martin	0	0.00	\$0	0	0.00	\$0	0	0.00	\$0	13	1.85	\$8,194	315	1.73	\$12,513
St. Rose-Siena	1,459	1.75	\$7,908	1,535	1.75	\$7,967	1,528	1.74	\$8,928	1,526	1.71	\$9,805	1,589	1.65	\$11,472
Southern Hills	0	0.00	\$0	178	1.70	\$5,670	345	1.89	\$6,294	506	2.01	\$7,641	633	2.04	\$8,380
Spring Valley	80	1.65	\$6,074	596	1.64	\$7,405	866	1.71	\$8,335	1,046	1.66	\$8,350	1,099	1.66	\$8,243
Summerlin	1,150	1.83	\$7,906	1,292	1.88	\$7,560	1,508	1.95	\$8,328	1,595	1.83	\$8,354	1,961	1.79	\$9,194
Sunrise	2,989	1.61	\$5,235	2,704	1.60	\$5,273	2,475	1.69	\$5,827	2,853	1.70	\$6,558	2,345	1.75	\$7,288
UMC	3,624	1.57	\$4,878	3,567	1.50	\$5,009	3,758	1.62	\$5,680	3,109	1.56	\$5,608	3,102	1.64	\$6,726
Valley	1,804	1.50	\$7,098	1,811	1.53	\$6,236	1,802	1.61	\$7,766	1,805	1.51	\$7,685	2,159	1.51	\$8,119
TOTAL	14,872	1.59	\$6,274	14,918	1.60	\$6,245	15,666	1.67	\$6,927	16,326	1.62	\$7,240	16,790	1.66	\$8,538
WASHOE															
Carson Tahoe	582	1.37	\$5,430	523	1.35	\$5,996	582	1.34	\$6,867	661	1.35	\$8,561	618	1.39	\$9,800
Northern Nevada	0	0.00	\$0	0	0.00	\$0	0	0.00	\$0	0	0.00	\$0	0	0.00	\$0
Renown Regional	2,712	1.72	\$5,761	2,799	1.70	\$5,796	2,880	1.73	\$5,587	3,027	1.72	\$5,173	2,877	1.82	\$6,089
Renown S. Meadows	0	0.00	\$0	0	0.00	\$0	0	0.00	\$0	0	0.00	\$0	0	0.00	\$0
Saint Mary's	1,270	1.64	\$6,713	1,314	1.67	\$7,224	1,219	1.62	\$7,414	1,277	1.64	\$9,082	1,300	1.66	\$9,957
Sierra Surgery	0	0.00	\$0	0	0.00	\$0	0	0.00	\$0	0	0.00	\$0	0	0.00	\$0
TOTAL	4,564	1.65	\$5,984	4,636	1.65	\$6,223	4,681	1.65	\$6,222	4,965	1.65	\$6,630	4,795	1.72	\$7,616
RURAL															
Battle Mountain	0	0.00	\$0	0	0.00	\$0	0	0.00	\$0	0	0.00	\$0	0	0.00	\$0
Boulder City	0	0.00	\$0	0	0.00	\$0	0	0.00	\$0	0	0.00	\$0	0	0.00	\$0
Carson Valley	0	0.00	\$0	0	0.00	\$0	0	0.00	\$0	0	0.00	\$0	0	0.00	\$0
Churchill	201	1.29	\$4,073	230	1.34	\$4,033	246	1.35	\$4,596	251	1.33	\$4,560	228	1.30	\$4,737
Grover C. Dils	0	0.00	\$0	0	0.00	\$0	0	0.00	\$0	0	0.00	\$0	0	0.00	\$0
Humboldt	129	1.26	\$2,407	92	1.33	\$2,578	23	1.39	\$2,995	4	1.50	\$2,579	3	1.33	\$2,924
Incline Village	0	0.00	\$0	0	0.00	\$0	0	0.00	\$0	0	0.00	\$0	0	0.00	\$0
Mesa View	0	0.00	\$0	0	0.00	\$0	80	1.52	\$4,927	113	1.62	\$6,419	133	1.48	\$4,845
Mount Grant	1	2.00	\$4,647	1	1.00	\$1,714	0	0.00	\$0	0	0.00	\$0	0	0.00	\$0
Northeastern	335	1.48	\$5,746	361	1.61	\$6,520	350	1.50	\$7,025	383	1.56	\$7,364	405	1.52	\$7,964
Nye	0	0.00	\$0	0	0.00	\$0	1	1.00	\$3,741	2	1.00	\$2,653	0	0.00	\$0
Pershing	0	0.00	\$0	0	0.00	\$0	1	1.00	\$2,103	0	0.00	\$0	0	0.00	\$0
South Lyon	0	0.00	\$0	0	0.00	\$0	0	0.00	\$0	0	0.00	\$0	1	1.00	\$2,323
William Bee Ririe	49	1.78	\$3,844	39	1.82	\$4,486	53	1.85	\$5,017	47	2.00	\$5,579	62	1.97	\$6,766
TOTAL	715	1.41	\$4,542	723	1.50	\$5,111	754	1.47	\$5,735	800	1.52	\$6,210	832	1.49	\$6,467
ALL COUNTIES	20,151	1.60	\$6,146	20,277	1.60	\$6,200	21,101	1.66	\$6,728	22,091	1.63	\$7,065	22,417	1.67	\$8,264

FALSE LABOR

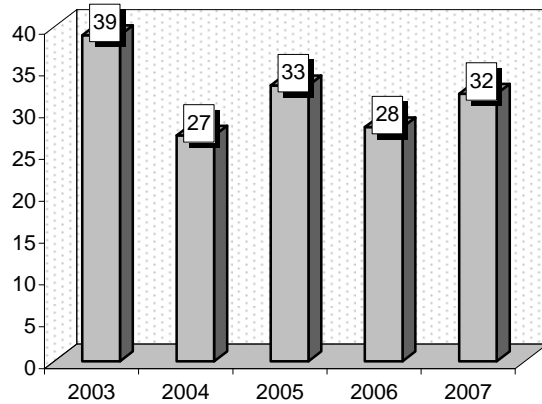
Associated Diagnoses: Diagnoses that frequently accompanied false labor were: There were no frequent diagnoses that accompanied false labor.

Definitions: False labor: Regular or irregular contractions of the uterus with no changes in the cervix. The experience of contractions that do not open or thin the cervix. Compared to true labor, false labor contractions may occur irregularly and do not get closer together. False labor contractions may stop when you walk or change position.

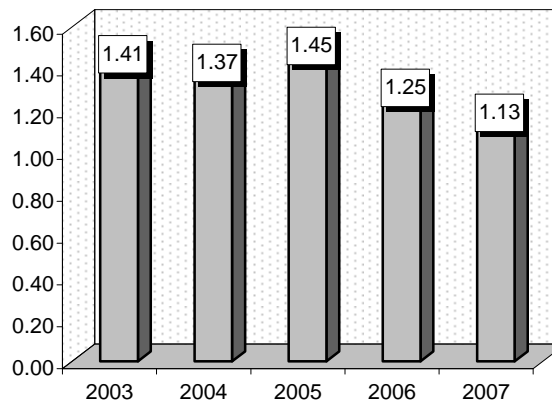
Comments: Procedures related to false labor are: Fetal monitoring (7534) and diagnostic amniocentesis (751).

	2003			2004			2005			2006			2007		
Gender	Cases	Avg LOS	Avg Bill	Cases	Avg LOS	Avg Bill	Cases	Avg LOS	Avg Bill	Cases	Avg LOS	Avg Bill	Cases	Avg LOS	Avg Bill
Male	0	0.00	\$0	0	0.00	\$0	0	0.00	\$0	0	0.00	\$0	0	0.00	\$0
Female	39	1.41	\$4,260	27	1.37	\$3,968	33	1.45	\$3,914	28	1.25	\$3,787	32	1.13	\$3,278
Age Group	Cases	Avg LOS	Avg Bill	Cases	Avg LOS	Avg Bill	Cases	Avg LOS	Avg Bill	Cases	Avg LOS	Avg Bill	Cases	Avg LOS	Avg Bill
Ages 0-17	2	1.00	\$1,973	3	1.33	\$2,949	0	0.00	\$0	0	0.00	\$0	1	1.00	\$3,137
Ages 18-35	34	1.47	\$4,501	22	1.41	\$4,310	32	1.47	\$3,944	25	1.00	\$2,736	28	1.07	\$2,907
Ages 36-49	3	1.00	\$3,054	2	1.00	\$1,735	1	1.00	\$2,962	3	3.33	\$12,539	3	1.67	\$6,795
Ages 50-64	0	0.00	\$0	0	0.00	\$0	0	0.00	\$0	0	0.00	\$0	0	0.00	\$0
Ages 65+	0	0.00	\$0	0	0.00	\$0	0	0.00	\$0	0	0.00	\$0	0	0.00	\$0
TOTAL	39	1.41	\$4,260	27	1.37	\$3,968	33	1.45	\$3,914	28	1.25	\$3,787	32	1.13	\$3,278

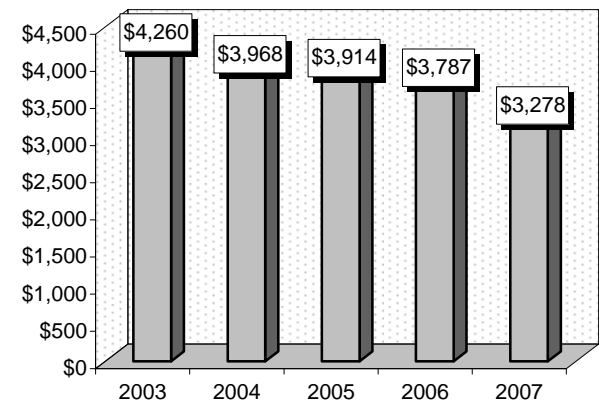
Patient Discharges



Average Length of Stay



Average Billed Charges



County / Hospital	2003			2004			2005			2006			2007		
	Cases	Avg LOS	Avg Bill	Cases	Avg LOS	Avg Bill	Cases	Avg LOS	Avg Bill	Cases	Avg LOS	Avg Bill	Cases	Avg LOS	Avg Bill
CLARK															
Desert Springs	1	1.00	\$2,505	0	0.00	\$0	0	0.00	\$0	0	0.00	\$0	0	0.00	\$0
Mountain View	3	1.00	\$2,310	0	0.00	\$0	2	1.00	\$2,086	2	1.00	\$1,653	2	1.00	\$2,216
North Vista	1	1.00	\$2,975	2	1.00	\$2,162	8	1.13	\$1,742	5	1.00	\$3,047	1	1.00	\$2,544
St. Rose-Rose de Lima	1	1.00	\$3,909	1	1.00	\$1,113	2	1.00	\$3,869	3	1.00	\$4,682	3	1.00	\$1,857
St. Rose-San Martin	0	0.00	\$0	0	0.00	\$0	0	0.00	\$0	0	0.00	\$0	1	1.00	\$5,835
St. Rose-Siena	2	1.00	\$3,289	2	1.50	\$6,678	4	1.00	\$3,233	3	1.00	\$2,056	1	1.00	\$2,420
Southern Hills	0	0.00	\$0	1	1.00	\$1,572	0	0.00	\$0	1	5.00	\$11,900	2	1.00	\$3,758
Spring Valley	0	0.00	\$0	1	1.00	\$2,497	3	1.00	\$2,091	1	1.00	\$1,781	3	1.00	\$7,713
Summerlin	2	1.00	\$2,027	1	2.00	\$8,818	2	1.00	\$2,422	1	1.00	\$4,268	3	2.33	\$5,848
Sunrise	9	1.22	\$3,139	7	1.00	\$2,196	3	1.00	\$2,638	4	1.00	\$2,534	2	1.00	\$3,229
UMC	9	1.00	\$2,846	6	1.33	\$4,233	2	1.00	\$5,036	0	0.00	\$0	2	1.00	\$3,811
Valley	5	2.20	\$11,333	0	0.00	\$0	1	1.00	\$2,709	0	0.00	\$0	3	1.00	\$2,158
TOTAL	33	1.24	\$4,166	21	1.19	\$3,450	27	1.04	\$2,614	20	1.20	\$3,342	23	1.17	\$3,893
WASHOE															
Carson Tahoe	0	0.00	\$0	0	0.00	\$0	0	0.00	\$0	0	0.00	\$0	0	0.00	\$0
Northern Nevada	0	0.00	\$0	0	0.00	\$0	0	0.00	\$0	0	0.00	\$0	0	0.00	\$0
Renown Regional	1	1.00	\$1,698	4	2.50	\$7,784	2	1.00	\$1,512	1	1.00	\$1,903	1	1.00	\$2,114
Renown S. Meadows	0	0.00	\$0	0	0.00	\$0	0	0.00	\$0	0	0.00	\$0	0	0.00	\$0
Saint Mary's	3	3.67	\$8,441	1	1.00	\$2,385	1	14.00	\$43,712	2	1.00	\$1,326	1	1.00	\$1,251
Sierra Surgery	0	0.00	\$0	0	0.00	\$0	0	0.00	\$0	0	0.00	\$0	0	0.00	\$0
TOTAL	4	3.00	\$6,755	5	2.20	\$6,704	3	5.33	\$15,579	3	1.00	\$1,518	2	1.00	\$1,682
RURAL															
Battle Mountain	0	0.00	\$0	0	0.00	\$0	0	0.00	\$0	0	0.00	\$0	0	0.00	\$0
Boulder City	0	0.00	\$0	0	0.00	\$0	0	0.00	\$0	0	0.00	\$0	0	0.00	\$0
Carson Valley	0	0.00	\$0	0	0.00	\$0	0	0.00	\$0	0	0.00	\$0	0	0.00	\$0
Churchill	0	0.00	\$0	0	0.00	\$0	0	0.00	\$0	1	1.00	\$3,230	0	0.00	\$0
Grover C. Dils	0	0.00	\$0	0	0.00	\$0	0	0.00	\$0	0	0.00	\$0	0	0.00	\$0
Humboldt	0	0.00	\$0	0	0.00	\$0	0	0.00	\$0	0	0.00	\$0	0	0.00	\$0
Incline Village	0	0.00	\$0	0	0.00	\$0	0	0.00	\$0	0	0.00	\$0	0	0.00	\$0
Mesa View	0	0.00	\$0	0	0.00	\$0	1	1.00	\$2,481	1	1.00	\$3,508	1	1.00	\$2,043
Mount Grant	0	0.00	\$0	0	0.00	\$0	0	0.00	\$0	0	0.00	\$0	0	0.00	\$0
Northeastern	0	0.00	\$0	0	0.00	\$0	1	1.00	\$1,464	2	2.50	\$12,984	2	1.00	\$1,726
Nye	0	0.00	\$0	0	0.00	\$0	0	0.00	\$0	0	0.00	\$0	0	0.00	\$0
Pershing	0	0.00	\$0	0	0.00	\$0	0	0.00	\$0	0	0.00	\$0	0	0.00	\$0
South Lyon	0	0.00	\$0	0	0.00	\$0	0	0.00	\$0	0	0.00	\$0	0	0.00	\$0
William Bee Ririe	2	1.00	\$826	1	1.00	\$1,159	1	2.00	\$7,896	1	1.00	\$1,934	4	1.00	\$1,624
TOTAL	2	1.00	\$826	1	1.00	\$1,159	3	1.33	\$3,947	5	1.60	\$6,928	7	1.00	\$1,713
ALL COUNTIES	39	1.41	\$4,260	27	1.37	\$3,968	33	1.45	\$3,914	28	1.25	\$3,787	32	1.13	\$3,278

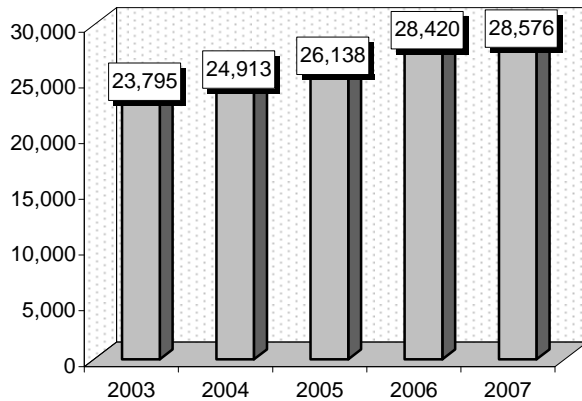
NORMAL NEWBORN

Associated Procedures: Procedures that frequently accompanied normal newborn were: 1) Vaccination (9955), 2) Audiometry (9541), 3) Neurological function test (8915), 4) Circumcision (640), 5) Hearing examination (9547).

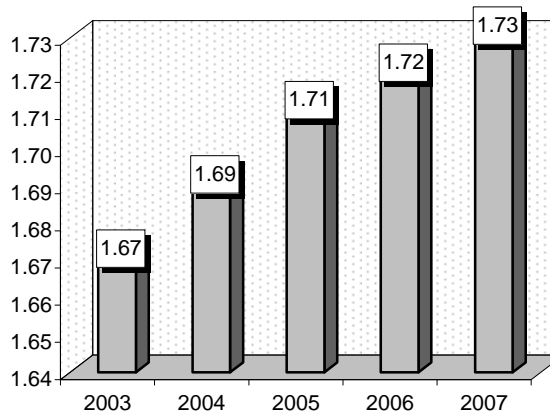
Comments: On average, birth weights range from five pounds five ounces to eight pounds. The pulse of a newborn ranges from 100 to 170 beats per minute when awake, 70 to 80 when sleeping deeply. They take an average of 30 to 50 breaths per minute. Nearly all fair-skinned babies are born with blue or gray eyes, which may gradually change color over the first 12 months. Darker-skinned babies most often are born with brown or darker eyes, which usually stay that color. Dark-haired babies usually stay that way, but blond hair often darkens with age. Newborn babies have a soft spot, also known as the fontanel, that is diamond shaped just above the hairline, where the baby's skull bones have not yet fused together.

	2003			2004			2005			2006			2007		
Gender	Cases	Avg LOS	Avg Bill	Cases	Avg LOS	Avg Bill	Cases	Avg LOS	Avg Bill	Cases	Avg LOS	Avg Bill	Cases	Avg LOS	Avg Bill
Male	11,967	1.69	\$1,268	12,563	1.71	\$1,300	13,164	1.72	\$1,428	14,216	1.73	\$1,574	14,301	1.74	\$1,796
Female	11,828	1.65	\$1,223	12,350	1.67	\$1,222	12,974	1.70	\$1,375	14,204	1.70	\$1,520	14,275	1.71	\$1,738
Age Group	Cases	Avg LOS	Avg Bill	Cases	Avg LOS	Avg Bill	Cases	Avg LOS	Avg Bill	Cases	Avg LOS	Avg Bill	Cases	Avg LOS	Avg Bill
Ages 0-17	23,795	1.67	\$1,246	24,913	1.69	\$1,261	26,138	1.71	\$1,402	28,420	1.72	\$1,547	28,576	1.73	\$1,767
Ages 18-35	0	0.00	\$0	0	0.00	\$0	0	0.00	\$0	0	0.00	\$0	0	0.00	\$0
Ages 36-49	0	0.00	\$0	0	0.00	\$0	0	0.00	\$0	0	0.00	\$0	0	0.00	\$0
Ages 50-64	0	0.00	\$0	0	0.00	\$0	0	0.00	\$0	0	0.00	\$0	0	0.00	\$0
Ages 65+	0	0.00	\$0	0	0.00	\$0	0	0.00	\$0	0	0.00	\$0	0	0.00	\$0
TOTAL	23,795	1.67	\$1,246	24,913	1.69	\$1,261	26,138	1.71	\$1,402	28,420	1.72	\$1,547	28,576	1.73	\$1,767

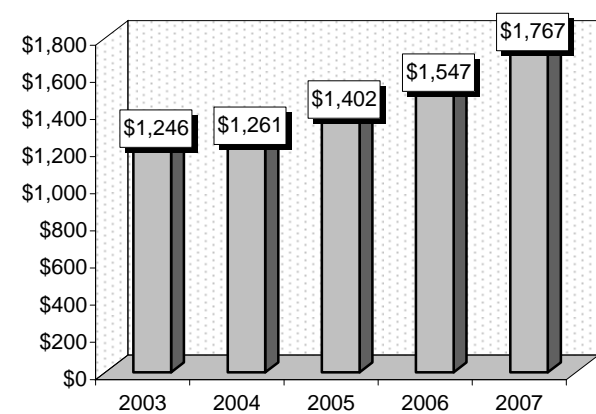
Patient Discharges



Average Length of Stay



Average Billed Charges



County / Hospital	2003			2004			2005			2006			2007		
	Cases	Avg LOS	Avg Bill	Cases	Avg LOS	Avg Bill	Cases	Avg LOS	Avg Bill	Cases	Avg LOS	Avg Bill	Cases	Avg LOS	Avg Bill
CLARK															
Desert Springs	503	1.54	\$1,938	0	0.00	\$0	0	0.00	\$0	0	0.00	\$0	0	0.00	\$0
Mountain View	2,144	1.73	\$1,206	2,099	1.68	\$1,318	2,226	1.70	\$1,526	2,272	1.65	\$1,812	1,771	1.73	\$1,993
North Vista	1,134	1.35	\$1,669	884	1.32	\$1,268	1,178	1.48	\$1,213	1,628	1.42	\$1,142	1,475	1.55	\$1,367
St. Rose-Rose de Lima	714	1.58	\$1,080	718	1.60	\$1,075	732	1.57	\$1,141	725	1.48	\$1,576	968	1.55	\$2,144
St. Rose-San Martin	0	0.00	\$0	0	0.00	\$0	0	0.00	\$0	15	1.87	\$1,806	373	1.65	\$2,017
St. Rose-Siena	1,767	1.72	\$1,214	2,096	1.75	\$1,227	2,098	1.75	\$1,191	2,055	1.72	\$1,265	2,095	1.67	\$1,543
Southern Hills	0	0.00	\$0	241	1.63	\$1,280	450	1.84	\$1,568	676	1.89	\$1,716	816	1.89	\$1,924
Spring Valley	94	1.79	\$1,364	793	1.79	\$1,425	1,221	1.81	\$1,624	1,471	1.75	\$1,685	1,593	1.78	\$1,510
Summerlin	1,286	1.81	\$1,250	1,590	1.84	\$1,266	1,865	1.87	\$1,499	2,076	1.89	\$1,666	2,695	1.78	\$1,758
Sunrise	3,755	1.73	\$1,052	3,617	1.74	\$1,158	3,247	1.80	\$1,543	3,987	1.86	\$1,766	3,187	1.86	\$2,103
UMC	3,658	1.53	\$802	3,952	1.56	\$804	4,050	1.57	\$870	3,768	1.62	\$802	3,600	1.72	\$1,047
Valley	2,462	1.77	\$1,473	2,434	1.75	\$1,257	2,480	1.72	\$1,354	2,535	1.70	\$1,747	2,917	1.62	\$2,157
TOTAL	17,517	1.66	\$1,177	18,424	1.68	\$1,146	19,547	1.70	\$1,306	21,208	1.71	\$1,478	21,490	1.72	\$1,726
WASHOE															
Carson Tahoe	583	1.31	\$1,144	564	1.39	\$1,414	669	1.40	\$1,625	783	1.39	\$2,051	816	1.41	\$2,333
Northern Nevada	0	0.00	\$0	0	0.00	\$0	0	0.00	\$0	0	0.00	\$0	0	0.00	\$0
Renown Regional	3,140	1.80	\$1,636	3,315	1.81	\$1,818	3,297	1.81	\$1,946	3,662	1.81	\$1,971	3,413	1.86	\$2,152
Renown S. Meadows	0	0.00	\$0	0	0.00	\$0	0	0.00	\$0	0	0.00	\$0	0	0.00	\$0
Saint Mary's	1,661	1.73	\$1,456	1,688	1.76	\$1,530	1,693	1.79	\$1,477	1,774	1.78	\$1,428	1,866	1.80	\$1,548
Sierra Surgery	0	0.00	\$0	0	0.00	\$0	0	0.00	\$0	0	0.00	\$0	0	0.00	\$0
TOTAL	5,384	1.72	\$1,527	5,567	1.75	\$1,689	5,659	1.75	\$1,767	6,219	1.75	\$1,826	6,095	1.78	\$1,991
RURAL															
Battle Mountain	0	0.00	\$0	0	0.00	\$0	0	0.00	\$0	0	0.00	\$0	0	0.00	\$0
Boulder City	0	0.00	\$0	0	0.00	\$0	0	0.00	\$0	0	0.00	\$0	0	0.00	\$0
Carson Valley	0	0.00	\$0	0	0.00	\$0	0	0.00	\$0	0	0.00	\$0	0	0.00	\$0
Churchill	251	1.44	\$851	269	1.41	\$873	263	1.56	\$1,236	211	1.54	\$1,268	170	1.36	\$1,122
Grover C. Dils	0	0.00	\$0	0	0.00	\$0	0	0.00	\$0	0	0.00	\$0	0	0.00	\$0
Humboldt	140	1.29	\$659	137	1.49	\$755	111	1.60	\$833	115	1.76	\$899	104	1.58	\$914
Incline Village	0	0.00	\$0	0	0.00	\$0	0	0.00	\$0	0	0.00	\$0	0	0.00	\$0
Mesa View	0	0.00	\$0	0	0.00	\$0	88	1.60	\$1,668	132	1.63	\$1,920	146	1.52	\$1,785
Mount Grant	1	2.00	\$1,614	1	1.00	\$1,091	0	0.00	\$0	0	0.00	\$0	0	0.00	\$0
Northeastern	444	1.55	\$973	467	1.62	\$1,073	416	1.50	\$1,088	468	1.53	\$1,106	496	1.52	\$1,202
Nye	1	2.00	\$1,040	0	0.00	\$0	0	0.00	\$0	0	0.00	\$0	2	1.00	\$1,301
Pershing	0	0.00	\$0	0	0.00	\$0	0	0.00	\$0	0	0.00	\$0	0	0.00	\$0
South Lyon	0	0.00	\$0	0	0.00	\$0	0	0.00	\$0	0	0.00	\$0	1	1.00	\$908
William Bee Ririe	57	1.77	\$1,143	48	1.77	\$1,281	54	1.87	\$1,603	67	1.96	\$1,867	72	1.79	\$1,836
TOTAL	894	1.49	\$901	922	1.55	\$978	932	1.56	\$1,184	993	1.60	\$1,276	991	1.52	\$1,290
ALL COUNTIES	23,795	1.67	\$1,246	24,913	1.69	\$1,261	26,138	1.71	\$1,402	28,420	1.72	\$1,547	28,576	1.73	\$1,767

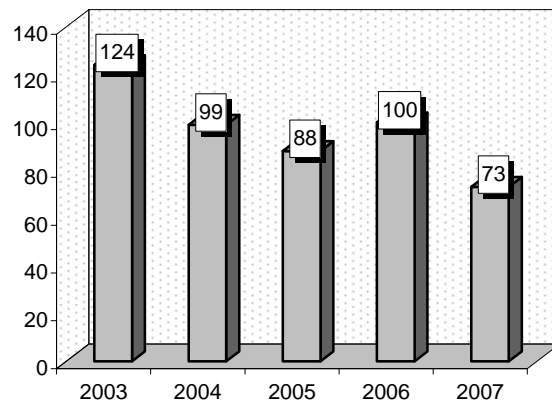
DEPRESSIVE NEUROSES

Associated Diagnoses: Diagnoses that frequently accompanied depressive neuroses were: 1) Hypertension (4019), 2) Suicidal ideation (V6284), 3) Dysthymic disorder (3004), 4) Tobacco use disorder (3051), 5) Hyperlipidemia (2724), 6) Chronic airway obstruction (496), 7) Hypopotassemia (2768).

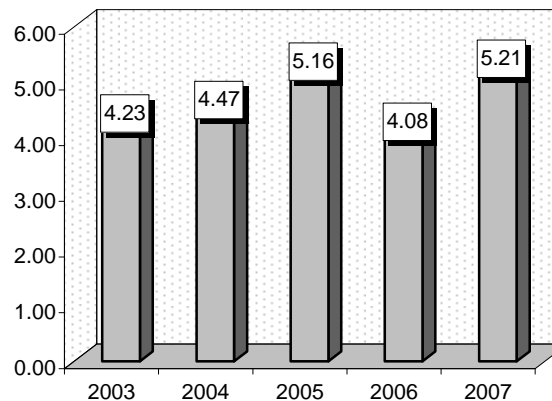
Definitions: Depression: A mental state characterized by a pessimistic sense of inadequacy and a despondent lack of activity. **Hypertension:** Elevated blood pressure persistently exceeding 140/90. Essential hypertension, the most common kind, has no single identifiable cause. **Dysthymic disorder:** A chronic, yet mild, form of depression; it is more prevalent and long-lasting than major depression and is associated with a significant disability in physical, social and role functioning, high healthcare utilization and poor quality of life. **Hyperlipidemia:** Excess levels of fats in the blood. These fats can be triglycerides, or cholesterol. Hyperlipidemia is often associated with increased risk of heart disease and strokes. There are genetic disorders that predispose to hyperlipidemia. **Hypopotassemia:** Disorder of fluid, electrolyte, and acid-base balance.

Gender	2003			2004			2005			2006			2007		
	Cases	Avg LOS	Avg Bill	Cases	Avg LOS	Avg Bill	Cases	Avg LOS	Avg Bill	Cases	Avg LOS	Avg Bill	Cases	Avg LOS	Avg Bill
Male	40	3.88	\$12,552	43	4.49	\$16,146	42	5.90	\$17,250	36	4.42	\$18,665	31	5.10	\$14,435
Female	84	4.40	\$11,171	56	4.46	\$13,334	46	4.48	\$16,433	64	3.89	\$16,935	42	5.29	\$21,344
Age Group	Cases	Avg LOS	Avg Bill	Cases	Avg LOS	Avg Bill	Cases	Avg LOS	Avg Bill	Cases	Avg LOS	Avg Bill	Cases	Avg LOS	Avg Bill
Ages 0-17	7	4.00	\$5,796	6	5.00	\$7,134	8	3.00	\$3,181	10	3.70	\$4,347	13	2.08	\$4,042
Ages 18-35	51	3.24	\$8,456	18	4.33	\$11,577	8	2.38	\$9,875	13	2.85	\$9,600	2	1.50	\$8,663
Ages 36-49	30	2.93	\$8,202	25	3.32	\$12,273	22	6.68	\$19,844	17	4.41	\$23,393	19	2.79	\$14,890
Ages 50-64	12	4.83	\$12,200	18	4.17	\$21,161	17	3.82	\$15,477	28	4.18	\$17,996	14	8.00	\$33,563
Ages 65+	24	7.75	\$24,007	32	5.53	\$15,689	33	6.03	\$20,493	32	4.44	\$21,436	25	7.40	\$20,852
TOTAL	124	4.23	\$11,616	99	4.47	\$14,555	88	5.16	\$16,823	100	4.08	\$17,558	73	5.21	\$18,410

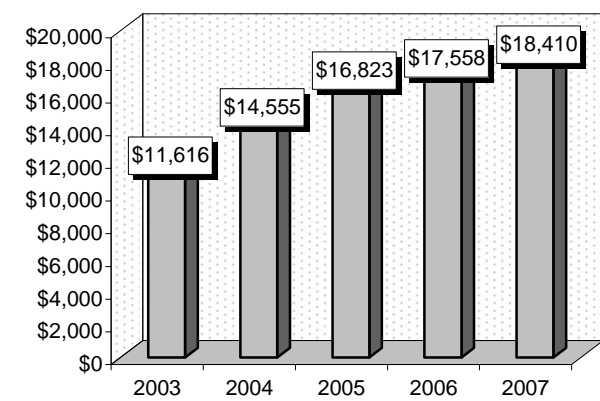
Patient Discharges



Average Length of Stay



Average Billed Charges



County / Hospital	2003			2004			2005			2006			2007		
	Cases	Avg LOS	Avg Bill	Cases	Avg LOS	Avg Bill	Cases	Avg LOS	Avg Bill	Cases	Avg LOS	Avg Bill	Cases	Avg LOS	Avg Bill
CLARK															
Desert Springs	1	5.00	\$13,383	5	4.80	\$16,378	6	5.83	\$22,503	1	5.00	\$35,442	1	14.00	\$2,477
Mountain View	2	3.50	\$15,222	5	4.20	\$18,952	1	13.00	\$50,638	7	7.43	\$36,092	0	0.00	\$0
North Vista	3	4.67	\$12,818	5	3.60	\$10,326	14	7.79	\$19,171	10	5.10	\$16,488	13	11.62	\$25,084
St. Rose-Rose de Lima	0	0.00	\$0	1	5.00	\$22,310	2	12.00	\$17,030	2	2.50	\$8,786	0	0.00	\$0
St. Rose-San Martin	0	0.00	\$0	0	0.00	\$0	0	0.00	\$0	0	0.00	\$0	2	2.50	\$20,656
St. Rose-Siena	0	0.00	\$0	2	2.50	\$13,577	2	4.00	\$29,433	4	2.00	\$19,213	3	4.00	\$22,898
Southern Hills	0	0.00	\$0	2	3.50	\$16,780	2	2.00	\$6,758	1	2.00	\$32,043	0	0.00	\$0
Spring Valley	0	0.00	\$0	1	1.00	\$5,246	6	2.83	\$15,825	4	5.75	\$45,882	1	3.00	\$6,878
Summerlin	0	0.00	\$0	0	0.00	\$0	2	1.00	\$7,857	1	1.00	\$7,065	0	0.00	\$0
Sunrise	4	1.50	\$10,766	5	5.40	\$22,119	2	3.50	\$22,239	9	4.33	\$24,234	3	11.33	\$41,891
UMC	9	4.78	\$5,159	7	3.71	\$6,047	15	4.33	\$9,268	16	3.69	\$6,303	18	2.11	\$8,201
Valley	11	9.18	\$26,228	13	6.92	\$28,508	6	9.83	\$36,656	8	4.75	\$22,021	7	2.86	\$15,979
TOTAL	30	5.87	\$15,343	46	4.87	\$18,262	58	5.91	\$18,527	63	4.49	\$20,082	48	5.77	\$17,304
WASHOE															
Carson Tahoe	82	3.49	\$8,384	40	4.65	\$11,861	18	3.56	\$11,972	18	3.17	\$11,805	11	5.36	\$27,992
Northern Nevada	5	7.20	\$41,027	5	3.80	\$14,148	4	5.00	\$23,144	6	3.83	\$21,278	4	4.25	\$24,546
Renown Regional	3	5.67	\$23,382	3	2.33	\$13,866	2	1.50	\$7,946	4	2.25	\$14,551	3	3.33	\$18,102
Renown S. Meadows	0	0.00	\$0	0	0.00	\$0	0	0.00	\$0	0	0.00	\$0	0	0.00	\$0
Saint Mary's	1	6.00	\$8,197	0	0.00	\$0	2	9.00	\$28,855	2	7.50	\$20,352	0	0.00	\$0
Sierra Surgery	0	0.00	\$0	0	0.00	\$0	0	0.00	\$0	0	0.00	\$0	0	0.00	\$0
TOTAL	91	3.79	\$10,670	48	4.42	\$12,224	26	4.04	\$14,680	30	3.47	\$14,635	18	4.78	\$25,578
RURAL															
Battle Mountain	0	0.00	\$0	0	0.00	\$0	0	0.00	\$0	0	0.00	\$0	0	0.00	\$0
Boulder City	0	0.00	\$0	1	2.00	\$4,557	2	2.00	\$7,572	0	0.00	\$0	0	0.00	\$0
Carson Valley	0	0.00	\$0	0	0.00	\$0	0	0.00	\$0	2	2.00	\$8,588	0	0.00	\$0
Churchill	0	0.00	\$0	0	0.00	\$0	1	1.00	\$5,203	0	0.00	\$0	1	3.00	\$21,933
Grover C. Dils	0	0.00	\$0	0	0.00	\$0	0	0.00	\$0	0	0.00	\$0	1	3.00	\$7,328
Humboldt	0	0.00	\$0	0	0.00	\$0	0	0.00	\$0	0	0.00	\$0	0	0.00	\$0
Incline Village	0	0.00	\$0	0	0.00	\$0	0	0.00	\$0	0	0.00	\$0	0	0.00	\$0
Mesa View	0	0.00	\$0	0	0.00	\$0	0	0.00	\$0	1	2.00	\$8,424	1	3.00	\$13,336
Mount Grant	0	0.00	\$0	0	0.00	\$0	0	0.00	\$0	0	0.00	\$0	0	0.00	\$0
Northeastern	0	0.00	\$0	0	0.00	\$0	0	0.00	\$0	0	0.00	\$0	0	0.00	\$0
Nye	0	0.00	\$0	1	1.00	\$3,638	0	0.00	\$0	0	0.00	\$0	0	0.00	\$0
Pershing	0	0.00	\$0	0	0.00	\$0	0	0.00	\$0	0	0.00	\$0	0	0.00	\$0
South Lyon	0	0.00	\$0	0	0.00	\$0	0	0.00	\$0	0	0.00	\$0	0	0.00	\$0
William Bee Ririe	3	1.33	\$3,050	3	1.33	\$1,972	1	1.00	\$3,789	4	3.75	\$6,495	4	2.00	\$2,588
TOTAL	3	1.33	\$3,050	5	1.40	\$2,822	4	1.50	\$6,034	7	3.00	\$7,368	7	2.43	\$7,564
ALL COUNTIES	124	4.23	\$11,616	99	4.47	\$14,555	88	5.16	\$16,823	100	4.08	\$17,558	73	5.21	\$18,410

POISONING & TOXIC EFFECTS OF DRUGS

Associated Diagnoses: Diagnoses that frequently accompanied poisoning and the toxic effects of drugs were: 1) Tobacco abuse disorder (3051), 2) Acute respiratory failure (51881), 3) Hypertension (4019), 4) Poisoning by psychotropic agents (969), 5) Depressive disorder (311), 6) Hypopotassemia (2768), 7) Bipolar disorder (2964-7), 8) Nondependent alcohol abuse (3050), 9) Altered mental status (78097).

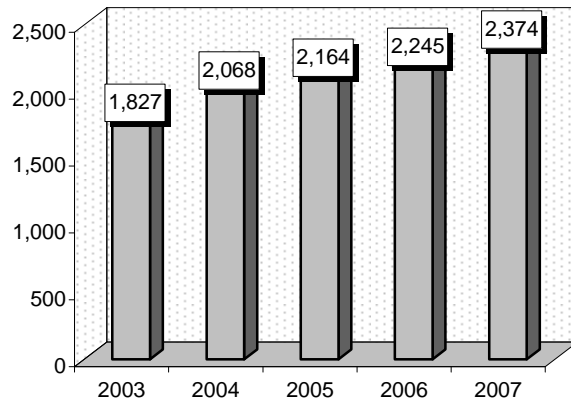
Definitions: Hypertension: Elevated blood pressure persistently exceeding 140/90. Essential hypertension, the most common kind, has no single identifiable cause.

Psychotropic: A drug that affects the mind, emotions, or behavior. **Hypopotassemia:** Disorder of fluid, electrolyte, and acid-base balance. **Bipolar disorder:** Previously referred to as manic depressive illness, characterized by the occurrence of mania (euphoria) alternating with bouts of depression.

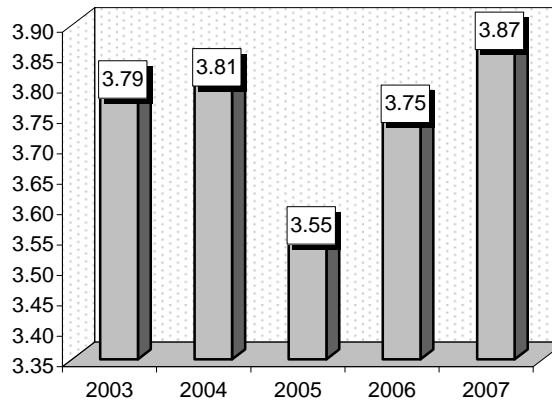
Comments: Poisoning is a condition produced by the ingestion of, injection of, inhalation of, or exposure to a poisonous substance. According to the Center for Disease Control and Prevention, a poisoning is a poison exposure that results in bodily harm. Poison exposures can occur by accident without intent, these exposures are defined as unintentional poisonings. Poison exposures can be the result of a conscious, willful decision, defined as intentional poisonings. Identification of the poison and presentation of a container label are critical to diagnosis and treatment.

Gender	2003			2004			2005			2006			2007		
	Cases	Avg LOS	Avg Bill	Cases	Avg LOS	Avg Bill	Cases	Avg LOS	Avg Bill	Cases	Avg LOS	Avg Bill	Cases	Avg LOS	Avg Bill
Male	757	3.97	\$23,233	938	3.98	\$23,757	1,041	3.73	\$25,154	1,043	3.95	\$29,022	1,006	4.16	\$34,231
Female	1,070	3.66	\$22,512	1,130	3.67	\$22,817	1,123	3.39	\$21,811	1,202	3.58	\$25,299	1,368	3.65	\$27,482
Age Group	Cases	Avg LOS	Avg Bill	Cases	Avg LOS	Avg Bill	Cases	Avg LOS	Avg Bill	Cases	Avg LOS	Avg Bill	Cases	Avg LOS	Avg Bill
Ages 0-17	176	2.14	\$9,699	227	1.90	\$10,043	205	2.07	\$10,496	215	2.05	\$11,220	240	2.27	\$12,340
Ages 18-35	552	3.36	\$20,071	621	3.51	\$21,129	694	3.49	\$22,388	659	3.51	\$26,072	675	3.51	\$27,823
Ages 36-49	614	3.92	\$24,671	614	4.08	\$26,204	632	3.56	\$24,831	696	4.03	\$29,645	705	3.99	\$31,955
Ages 50-64	290	4.94	\$29,869	409	4.73	\$29,189	405	4.19	\$28,780	453	4.23	\$30,230	510	4.80	\$39,239
Ages 65+	195	4.37	\$26,047	197	4.20	\$23,546	228	3.97	\$24,742	222	4.32	\$30,447	244	4.13	\$31,756
TOTAL	1,827	3.79	\$22,811	2,068	3.81	\$23,243	2,164	3.55	\$23,419	2,245	3.75	\$27,029	2,374	3.87	\$30,342

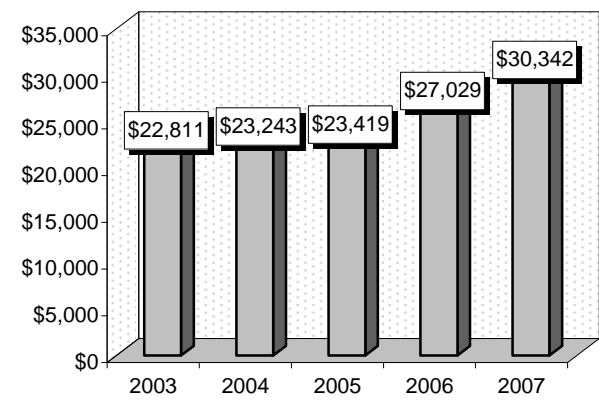
Patient Discharges



Average Length of Stay



Average Billed Charges



County / Hospital	2003			2004			2005			2006			2007		
	Cases	Avg LOS	Avg Bill	Cases	Avg LOS	Avg Bill	Cases	Avg LOS	Avg Bill	Cases	Avg LOS	Avg Bill	Cases	Avg LOS	Avg Bill
CLARK															
Desert Springs	118	4.96	\$40,004	155	3.90	\$23,943	108	4.51	\$30,452	86	4.15	\$32,048	75	3.72	\$33,184
Mountain View	108	4.53	\$25,074	102	4.35	\$30,676	121	3.50	\$25,415	155	4.50	\$35,987	168	4.94	\$44,256
North Vista	120	3.52	\$29,147	106	4.22	\$29,746	93	4.02	\$29,201	96	4.33	\$37,828	94	5.95	\$40,021
St. Rose-Rose de Lima	93	4.52	\$20,650	99	4.15	\$27,386	87	3.80	\$25,656	91	3.46	\$26,851	94	4.29	\$35,927
St. Rose-San Martin	0	0.00	\$0	0	0.00	\$0	0	0.00	\$0	4	5.75	\$43,067	53	2.83	\$20,595
St. Rose-Siena	105	4.15	\$22,817	132	2.92	\$16,563	128	4.02	\$29,438	145	3.38	\$24,991	171	3.70	\$28,008
Southern Hills	0	0.00	\$0	62	3.61	\$18,715	70	5.20	\$29,906	77	4.74	\$34,573	54	3.93	\$28,670
Spring Valley	25	4.04	\$23,330	100	4.14	\$26,084	113	3.97	\$28,911	133	3.74	\$27,584	107	4.48	\$39,545
Summerlin	122	3.77	\$25,831	104	4.84	\$41,301	115	3.63	\$30,011	136	3.26	\$28,574	109	3.32	\$31,270
Sunrise	272	3.74	\$22,478	234	4.08	\$25,072	261	3.46	\$23,169	245	4.23	\$29,364	269	4.49	\$34,910
UMC	259	4.59	\$18,518	292	4.29	\$17,940	292	3.40	\$17,929	247	3.87	\$21,811	308	3.29	\$26,695
Valley	165	3.90	\$31,493	138	4.14	\$29,546	139	5.29	\$34,995	173	5.44	\$41,910	173	5.13	\$39,478
TOTAL	1,387	4.16	\$25,295	1,524	4.08	\$25,024	1,527	3.92	\$26,220	1,588	4.12	\$30,387	1,675	4.19	\$33,776
WASHOE															
Carson Tahoe	68	2.13	\$10,734	91	2.19	\$14,390	88	2.09	\$13,664	107	2.05	\$18,086	135	2.18	\$19,743
Northern Nevada	31	2.58	\$22,777	44	2.32	\$17,714	33	3.06	\$16,961	50	2.66	\$21,078	72	3.68	\$24,012
Renown Regional	181	2.97	\$17,736	223	3.77	\$22,451	310	3.08	\$20,049	283	3.51	\$21,950	268	3.41	\$24,798
Renown S. Meadows	0	0.00	\$0	10	2.20	\$16,484	23	2.17	\$14,445	28	2.36	\$16,039	30	3.37	\$30,905
Saint Mary's	69	3.81	\$20,197	78	4.03	\$25,801	66	2.79	\$19,279	87	2.94	\$21,059	94	3.89	\$25,055
Sierra Surgery	0	0.00	\$0	0	0.00	\$0	0	0.00	\$0	0	0.00	\$0	0	0.00	\$0
TOTAL	349	2.94	\$17,306	446	3.31	\$20,791	520	2.84	\$18,427	555	3.00	\$20,689	599	3.24	\$23,911
RURAL															
Battle Mountain	0	0.00	\$0	0	0.00	\$0	0	0.00	\$0	0	0.00	\$0	0	0.00	\$0
Boulder City	8	1.50	\$6,484	10	1.80	\$5,312	10	1.40	\$10,560	8	3.88	\$15,147	7	1.86	\$6,658
Carson Valley	0	0.00	\$0	0	0.00	\$0	6	1.00	\$5,794	3	1.67	\$7,697	15	4.27	\$26,549
Churchill	29	1.34	\$6,021	25	2.20	\$8,688	29	2.45	\$10,608	28	2.50	\$10,824	24	1.33	\$7,815
Grover C. Dils	0	0.00	\$0	0	0.00	\$0	1	1.00	\$4,347	0	0.00	\$0	0	0.00	\$0
Humboldt	0	0.00	\$0	2	2.00	\$2,617	1	3.00	\$10,717	2	2.00	\$8,714	3	4.00	\$9,599
Incline Village	2	1.50	\$4,258	0	0.00	\$0	0	0.00	\$0	1	1.00	\$6,015	0	0.00	\$0
Mesa View	0	0.00	\$0	0	0.00	\$0	13	1.54	\$9,081	12	1.67	\$10,216	9	1.56	\$9,270
Mount Grant	2	1.50	\$6,126	9	1.78	\$3,758	3	2.33	\$6,258	3	1.67	\$4,048	3	1.00	\$2,594
Northeastern	42	1.48	\$6,321	28	1.86	\$9,441	30	1.93	\$10,351	23	1.96	\$10,970	21	1.86	\$10,359
Nye	3	1.00	\$3,203	7	1.29	\$4,483	5	1.80	\$6,092	3	1.33	\$5,130	2	1.00	\$3,844
Pershing	1	3.00	\$4,323	4	2.25	\$4,193	0	0.00	\$0	5	2.60	\$5,013	3	7.33	\$19,829
South Lyon	1	1.00	\$2,324	7	2.71	\$2,741	6	1.67	\$2,152	6	1.33	\$2,327	4	1.75	\$3,986
William Bee Ririe	3	2.33	\$7,675	6	1.33	\$2,713	13	2.08	\$8,068	8	2.25	\$3,959	9	2.11	\$9,010
TOTAL	91	1.46	\$6,066	98	1.94	\$6,707	117	1.93	\$9,049	102	2.20	\$9,254	100	2.27	\$11,342
ALL COUNTIES	1,827	3.79	\$22,811	2,068	3.81	\$23,243	2,164	3.55	\$23,419	2,245	3.75	\$27,029	2,374	3.87	\$30,342

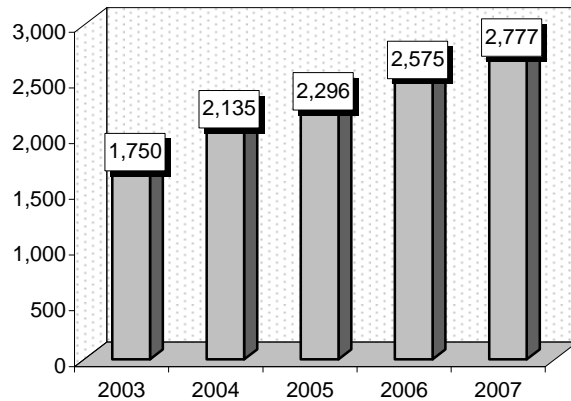
LAPAROSCOPIC CHOLECYSTECTOMY

Associated Procedures: Procedures that frequently accompanied laparoscopic cholecystectomy were: 1) Intraoperative cholangiogram (8753), 2) Endoscopic sphincterotomy (5185), 3) Endoscopic removal of bile stones (5188), 4) Laparoscopic peritoneal adhesiolysis (5451), 5) Esophagogastroduodenoscopy with closed biopsy (4516).

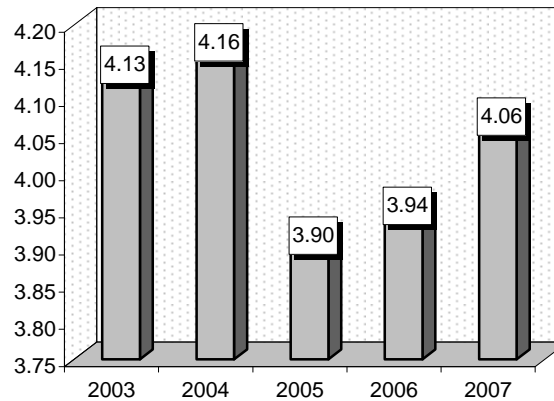
Definitions: **Laparoscope:** A narrow tube with a light and a fiberoptic camera. It is inserted through a small incision to assist in surgeries by transmitting images to the physician. **Cholecystectomy:** The surgical removal of the gallbladder. **Intraoperative:** During the course of an operation. **Cholangiogram:** An X-ray study of the bile ducts performed with contrast injected into the ducts. **Sphincterotomy:** Surgical cutting/incision of a sphincter; incision of the internal sphincter of the anus, used in the treatment of anal fissure. **Peritoneal:** A membrane that lines the wall of the abdominal cavity. **Adhesiolysis:** The treatment for the removal of scarlike tissue that forms between two surfaces within the body. **Esophagogastroduodenoscopy:** Exam of the upper digestive tract using an endoscope. **Endoscope:** A small, flexible tube with a light and a lens on the end used to look into the esophagus, stomach, duodenum, colon, or rectum.

	2003			2004			2005			2006			2007		
Gender	Cases	Avg LOS	Avg Bill	Cases	Avg LOS	Avg Bill	Cases	Avg LOS	Avg Bill	Cases	Avg LOS	Avg Bill	Cases	Avg LOS	Avg Bill
Male	567	4.69	\$39,209	686	4.88	\$42,482	734	4.48	\$41,858	857	4.34	\$43,559	881	4.56	\$50,022
Female	1,183	3.86	\$33,695	1,449	3.82	\$33,855	1,562	3.63	\$34,759	1,718	3.74	\$36,603	1,896	3.83	\$43,129
Age Group	Cases	Avg LOS	Avg Bill	Cases	Avg LOS	Avg Bill	Cases	Avg LOS	Avg Bill	Cases	Avg LOS	Avg Bill	Cases	Avg LOS	Avg Bill
Ages 0-17	30	4.23	\$31,371	38	2.74	\$23,524	44	3.70	\$30,421	48	4.42	\$35,732	65	2.68	\$29,501
Ages 18-35	475	3.24	\$29,259	600	3.33	\$31,659	639	3.08	\$30,598	729	3.16	\$32,634	795	3.43	\$38,727
Ages 36-49	388	3.66	\$32,160	476	3.43	\$31,440	567	3.46	\$34,354	568	3.42	\$35,346	699	3.67	\$43,797
Ages 50-64	439	4.41	\$36,813	506	4.19	\$37,764	499	4.08	\$39,432	621	3.99	\$39,679	643	4.20	\$45,915
Ages 65+	418	5.27	\$44,530	515	5.87	\$47,059	547	5.18	\$45,651	609	5.27	\$49,248	575	5.42	\$57,390
TOTAL	1,750	4.13	\$35,481	2,135	4.16	\$36,627	2,296	3.90	\$37,028	2,575	3.94	\$38,918	2,777	4.06	\$45,316

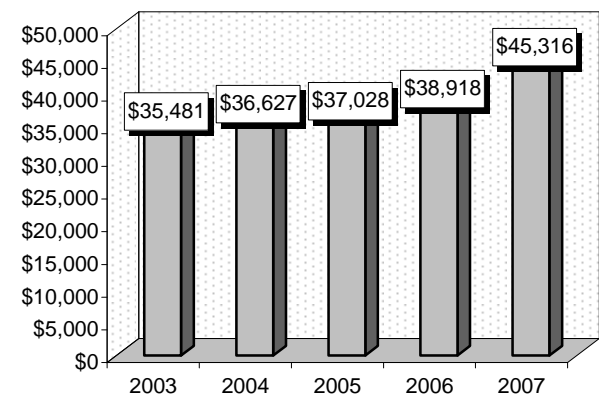
Patient Discharges



Average Length of Stay



Average Billed Charges



County / Hospital	2003			2004			2005			2006			2007		
	Cases	Avg LOS	Avg Bill	Cases	Avg LOS	Avg Bill	Cases	Avg LOS	Avg Bill	Cases	Avg LOS	Avg Bill	Cases	Avg LOS	Avg Bill
CLARK															
Desert Springs	102	5.17	\$48,235	115	4.59	\$42,207	131	4.78	\$43,788	194	4.28	\$40,641	230	4.55	\$54,067
Mountain View	157	5.08	\$40,623	180	4.29	\$41,134	239	3.95	\$38,149	267	3.91	\$39,616	254	4.59	\$50,242
North Vista	83	4.52	\$54,449	87	4.64	\$48,703	112	3.96	\$49,438	90	4.03	\$53,297	103	4.16	\$57,620
St. Rose-Rose de Lima	90	3.68	\$31,177	106	4.37	\$38,957	87	4.29	\$41,687	116	4.03	\$46,781	131	4.18	\$50,304
St. Rose-San Martin	0	0.00	\$0	0	0.00	\$0	0	0.00	\$0	9	4.33	\$49,246	104	3.65	\$44,550
St. Rose-Siena	127	3.69	\$32,623	145	3.86	\$39,261	168	3.95	\$43,433	216	3.64	\$43,350	220	3.52	\$47,005
Southern Hills	0	0.00	\$0	64	4.14	\$30,235	101	3.87	\$32,206	106	3.67	\$34,940	93	4.03	\$41,092
Spring Valley	10	2.60	\$24,954	95	4.16	\$40,894	123	3.87	\$38,700	144	3.97	\$41,428	151	4.50	\$58,529
Summerlin	100	4.22	\$45,511	91	5.25	\$49,659	145	4.36	\$46,087	131	4.95	\$49,640	174	4.48	\$55,244
Sunrise	268	4.50	\$37,082	329	4.07	\$35,684	267	3.92	\$36,710	278	4.29	\$42,681	234	4.24	\$46,433
UMC	178	4.60	\$34,213	176	5.56	\$40,522	156	4.83	\$38,392	177	4.62	\$43,477	192	4.21	\$52,941
Valley	133	3.78	\$38,230	128	4.89	\$44,803	99	4.49	\$45,137	132	4.66	\$44,058	150	5.29	\$54,176
TOTAL	1,248	4.39	\$39,006	1,516	4.49	\$40,411	1,628	4.17	\$40,706	1,860	4.17	\$43,033	2,036	4.31	\$51,142
WASHOE															
Carson Tahoe	75	3.17	\$25,798	104	3.22	\$28,645	130	2.94	\$30,291	138	2.88	\$32,962	110	3.15	\$37,504
Northern Nevada	29	3.14	\$38,556	36	3.03	\$32,443	46	2.85	\$35,362	51	2.75	\$35,900	67	3.15	\$36,919
Renown Regional	232	3.73	\$28,012	232	3.44	\$27,874	246	3.62	\$28,790	232	3.59	\$26,197	247	3.68	\$26,888
Renown S. Meadows	0	0.00	\$0	15	4.67	\$35,128	31	2.87	\$25,801	41	3.44	\$25,240	44	3.25	\$23,732
Saint Mary's	81	3.78	\$26,939	119	3.87	\$30,382	123	3.72	\$29,402	122	3.69	\$31,467	134	3.90	\$32,446
Sierra Surgery	0	0.00	\$0	0	0.00	\$0	0	0.00	\$0	11	5.18	\$9,290	4	2.75	\$19,054
TOTAL	417	3.60	\$28,138	506	3.50	\$29,162	576	3.39	\$29,623	595	3.39	\$29,300	606	3.54	\$30,872
RURAL															
Battle Mountain	0	0.00	\$0	0	0.00	\$0	0	0.00	\$0	0	0.00	\$0	0	0.00	\$0
Boulder City	6	2.67	\$12,247	11	2.27	\$13,298	7	2.29	\$13,629	9	2.89	\$14,394	14	2.50	\$13,511
Carson Valley	0	0.00	\$0	0	0.00	\$0	1	1.00	\$12,097	5	4.80	\$24,552	3	12.67	\$52,724
Churchill	30	3.63	\$25,393	39	3.15	\$24,008	43	2.79	\$21,299	52	2.52	\$21,435	61	2.70	\$22,399
Grover C. Dils	0	0.00	\$0	0	0.00	\$0	0	0.00	\$0	0	0.00	\$0	0	0.00	\$0
Humboldt	1	2.00	\$10,875	10	2.20	\$10,585	12	2.08	\$12,775	10	2.50	\$21,764	15	2.60	\$24,665
Incline Village	0	0.00	\$0	0	0.00	\$0	0	0.00	\$0	0	0.00	\$0	0	0.00	\$0
Mesa View	0	0.00	\$0	0	0.00	\$0	0	0.00	\$0	6	2.17	\$22,617	7	2.14	\$25,301
Mount Grant	0	0.00	\$0	0	0.00	\$0	0	0.00	\$0	0	0.00	\$0	0	0.00	\$0
Northeastern	46	2.57	\$17,436	51	2.43	\$18,886	29	1.86	\$17,533	38	3.74	\$26,850	34	2.15	\$21,739
Nye	0	0.00	\$0	0	0.00	\$0	0	0.00	\$0	0	0.00	\$0	0	0.00	\$0
Pershing	0	0.00	\$0	0	0.00	\$0	0	0.00	\$0	0	0.00	\$0	0	0.00	\$0
South Lyon	0	0.00	\$0	0	0.00	\$0	0	0.00	\$0	0	0.00	\$0	0	0.00	\$0
William Bee Ririe	2	2.00	\$15,467	2	2.00	\$14,013	0	0.00	\$0	0	0.00	\$0	1	4.00	\$9,797
TOTAL	85	2.93	\$19,754	113	2.64	\$19,289	92	2.35	\$18,316	120	3.01	\$22,838	135	2.73	\$22,294
ALL COUNTIES	1,750	4.13	\$35,481	2,135	4.16	\$36,627	2,296	3.90	\$37,028	2,575	3.94	\$38,918	2,777	4.06	\$45,316

BACK & NECK PROCEDURES EXCEPT SPINAL FUSION

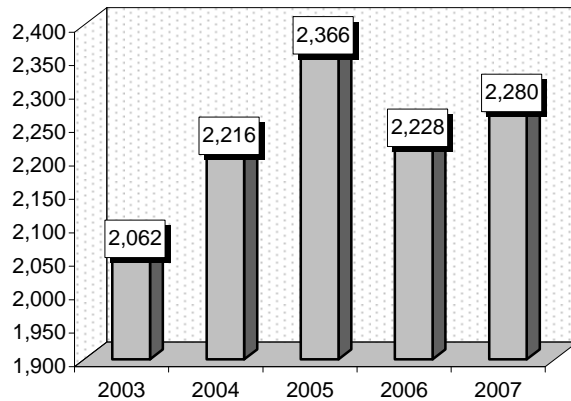
Associated Procedures: Procedures that frequently accompanied back and neck procedures were: 1) Excision of intervertebrae disc (8051), 2) Shunt or vascular bypass (392), 3) Injection of steroid (9923), 4) Insertion of total disc prosthetic, lumbar (8465), 5) Excision of lesion from soft tissue (8339), 6) Implantation of intraspine decompression device (8458).

Definitions: Exploration: Surgical intervention to find the cause of a disorder by opening a body cavity and examining the interior. **Decompression:** The removal of pressure.

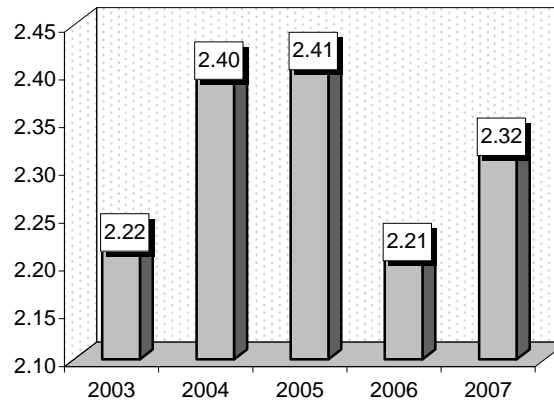
Comments: Additional related procedures included, but are not limited to, spinal cord exploration, excision of a spinal cord lesion, vertebral fracture repair, and insertion of a spinal stimulator. The spinal cord is an extension of the brain. It is protected by a bony structure called the vertebral or spinal column. There is a wide space that surrounds the spinal cord. This space contains the cerebrospinal fluid. All the information going from the brain to the limbs travels through the spinal cord. This then allows for movement. The spinal cord is the first relay station for sensory information (what we feel in our arms and legs) on its way to consciousness in various centers of the brain.

	2003			2004			2005			2006			2007		
Gender	Cases	Avg LOS	Avg Bill	Cases	Avg LOS	Avg Bill	Cases	Avg LOS	Avg Bill	Cases	Avg LOS	Avg Bill	Cases	Avg LOS	Avg Bill
Male	1,122	2.06	\$24,754	1,212	2.27	\$26,362	1,259	2.24	\$29,819	1,290	2.04	\$29,081	1,306	2.27	\$34,841
Female	940	2.41	\$27,188	1,004	2.54	\$28,527	1,107	2.61	\$32,956	938	2.44	\$31,848	974	2.38	\$37,045
Age Group	Cases	Avg LOS	Avg Bill	Cases	Avg LOS	Avg Bill	Cases	Avg LOS	Avg Bill	Cases	Avg LOS	Avg Bill	Cases	Avg LOS	Avg Bill
Ages 0-17	8	2.63	\$30,619	9	1.89	\$26,287	10	6.30	\$53,125	4	1.25	\$22,351	9	2.22	\$36,341
Ages 18-35	270	1.88	\$21,901	221	1.95	\$25,043	298	2.10	\$32,787	285	1.84	\$27,325	280	2.10	\$38,116
Ages 36-49	568	1.83	\$24,880	581	2.09	\$26,593	635	2.13	\$31,717	521	1.89	\$30,552	499	2.12	\$36,700
Ages 50-64	624	2.19	\$26,452	714	2.31	\$27,745	743	2.28	\$29,912	743	2.18	\$30,249	726	2.20	\$33,272
Ages 65+	592	2.77	\$27,928	691	2.89	\$28,307	680	2.90	\$31,408	675	2.64	\$31,288	766	2.65	\$36,704
TOTAL	2,062	2.22	\$25,863	2,216	2.40	\$27,343	2,366	2.41	\$31,287	2,228	2.21	\$30,246	2,280	2.32	\$35,782

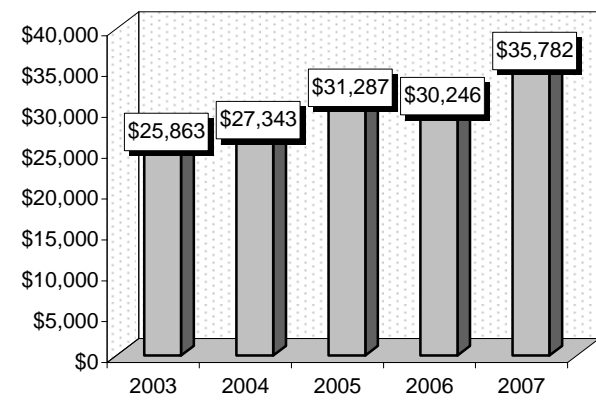
Patient Discharges



Average Length of Stay



Average Billed Charges



County / Hospital	2003			2004			2005			2006			2007		
	Cases	Avg LOS	Avg Bill	Cases	Avg LOS	Avg Bill	Cases	Avg LOS	Avg Bill	Cases	Avg LOS	Avg Bill	Cases	Avg LOS	Avg Bill
CLARK															
Desert Springs	210	1.85	\$24,276	162	2.33	\$25,880	129	2.54	\$30,320	80	2.36	\$35,503	89	2.38	\$46,329
Mountain View	34	3.44	\$26,200	57	2.60	\$22,706	56	3.20	\$27,618	44	2.36	\$23,854	72	2.10	\$27,740
North Vista	47	2.60	\$51,701	31	1.94	\$52,044	42	3.07	\$50,093	10	5.00	\$77,194	1	6.00	\$68,340
St. Rose-Rose de Lima	1	1.00	\$25,890	0	0.00	\$0	2	8.50	\$61,413	0	0.00	\$0	0	0.00	\$0
St. Rose-San Martin	0	0.00	\$0	0	0.00	\$0	0	0.00	\$0	7	3.14	\$34,879	135	2.11	\$45,921
St. Rose-Siena	158	2.26	\$19,789	241	2.77	\$26,642	224	2.04	\$27,134	205	1.70	\$27,509	237	1.81	\$32,617
Southern Hills	0	0.00	\$0	0	0.00	\$0	0	0.00	\$0	0	0.00	\$0	0	0.00	\$0
Spring Valley	0	0.00	\$0	0	0.00	\$0	48	2.38	\$29,758	54	2.43	\$28,135	77	3.70	\$41,691
Summerlin	0	0.00	\$0	0	0.00	\$0	1	14.00	\$58,926	1	6.00	\$52,117	1	30.00	\$472,638
Sunrise	445	2.06	\$23,029	462	2.36	\$25,678	502	2.35	\$31,220	412	1.99	\$31,276	412	2.29	\$39,934
UMC	115	2.95	\$28,187	146	3.64	\$34,027	112	2.78	\$34,879	129	2.66	\$46,884	133	2.84	\$56,704
Valley	345	1.89	\$32,855	370	1.73	\$29,706	375	2.12	\$39,322	296	2.14	\$34,244	217	2.30	\$38,272
TOTAL	1,355	2.14	\$26,860	1,469	2.39	\$28,144	1,491	2.36	\$33,249	1,238	2.14	\$33,269	1,374	2.34	\$40,830
WASHOE															
Carson Tahoe	80	1.99	\$20,376	79	1.70	\$22,069	77	1.99	\$27,993	57	2.14	\$35,386	77	2.25	\$40,055
Northern Nevada	31	3.03	\$30,766	14	3.64	\$38,284	34	2.24	\$46,389	33	2.24	\$41,391	57	2.53	\$44,652
Renown Regional	380	2.49	\$24,413	398	2.53	\$26,615	450	2.59	\$26,108	519	2.40	\$24,021	419	2.34	\$23,178
Renown S. Meadows	0	0.00	\$0	0	0.00	\$0	1	8.00	\$37,253	0	0.00	\$0	1	3.00	\$70,175
Saint Mary's	216	2.23	\$23,489	256	2.34	\$24,908	313	2.48	\$28,533	324	2.29	\$29,127	307	2.22	\$29,126
Sierra Surgery	0	0.00	\$0	0	0.00	\$0	0	0.00	\$0	53	1.49	\$15,348	44	1.98	\$25,180
TOTAL	707	2.38	\$23,952	747	2.40	\$25,768	875	2.49	\$27,942	986	2.30	\$26,471	905	2.28	\$28,133
RURAL															
Battle Mountain	0	0.00	\$0	0	0.00	\$0	0	0.00	\$0	0	0.00	\$0	0	0.00	\$0
Boulder City	0	0.00	\$0	0	0.00	\$0	0	0.00	\$0	4	1.50	\$25,260	1	4.00	\$21,802
Carson Valley	0	0.00	\$0	0	0.00	\$0	0	0.00	\$0	0	0.00	\$0	0	0.00	\$0
Churchill	0	0.00	\$0	0	0.00	\$0	0	0.00	\$0	0	0.00	\$0	0	0.00	\$0
Grover C. Dils	0	0.00	\$0	0	0.00	\$0	0	0.00	\$0	0	0.00	\$0	0	0.00	\$0
Humboldt	0	0.00	\$0	0	0.00	\$0	0	0.00	\$0	0	0.00	\$0	0	0.00	\$0
Incline Village	0	0.00	\$0	0	0.00	\$0	0	0.00	\$0	0	0.00	\$0	0	0.00	\$0
Mesa View	0	0.00	\$0	0	0.00	\$0	0	0.00	\$0	0	0.00	\$0	0	0.00	\$0
Mount Grant	0	0.00	\$0	0	0.00	\$0	0	0.00	\$0	0	0.00	\$0	0	0.00	\$0
Northeastern	0	0.00	\$0	0	0.00	\$0	0	0.00	\$0	0	0.00	\$0	0	0.00	\$0
Nye	0	0.00	\$0	0	0.00	\$0	0	0.00	\$0	0	0.00	\$0	0	0.00	\$0
Pershing	0	0.00	\$0	0	0.00	\$0	0	0.00	\$0	0	0.00	\$0	0	0.00	\$0
South Lyon	0	0.00	\$0	0	0.00	\$0	0	0.00	\$0	0	0.00	\$0	0	0.00	\$0
William Bee Ririe	0	0.00	\$0	0	0.00	\$0	0	0.00	\$0	0	0.00	\$0	0	0.00	\$0
TOTAL	0	0.00	\$0	0	0.00	\$0	0	0.00	\$0	4	1.50	\$25,260	1	4.00	\$21,802
ALL COUNTIES	2,062	2.22	\$25,863	2,216	2.40	\$27,343	2,366	2.41	\$31,287	2,228	2.21	\$30,246	2,280	2.32	\$35,782

ALCOHOL/DRUG ABUSE OR DEPENDENCE

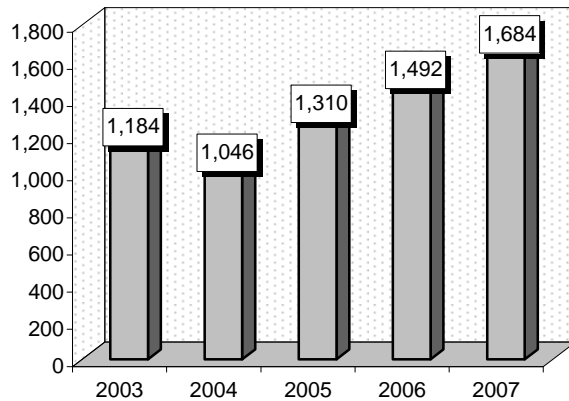
Associated Diagnoses: Diagnoses that frequently accompanied alcohol and drug abuse were: 1) Tobacco use disorder (3051), 2) Hypertension (4019), 3) Alcohol withdrawal (29181), 4) Convulsions (78039), 5) Hypopotassemia (2768), 6) Opioid type dependence; continuous use (30401), 7) Alcohol withdrawal (29181), 8) Drug withdrawal (2920).

Definitions: **Hypertension:** Elevated blood pressure persistently exceeding 140/90. Essential hypertension, the most common kind, has no single identifiable cause. **Hypopotassemia:** Disorder of fluid, electrolyte, and acid-base balance. **Depression:** An abnormal emotional state characterized by exaggerated feelings of sadness, dejection, worthlessness, and hopelessness that are out of proportion to reality.

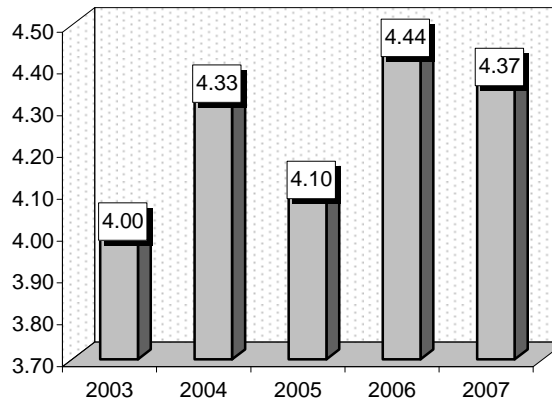
Comments: Alcohol and drug withdrawal symptoms vary from person to person. They will normally include one or more of the following: Severe headache, shakiness, hand tremors, anxiety, mood swings, depression, difficulty sleeping, nightmares, nausea, heart palpitations and loss of consciousness.

Gender	2003			2004			2005			2006			2007		
	Cases	Avg LOS	Avg Bill	Cases	Avg LOS	Avg Bill	Cases	Avg LOS	Avg Bill	Cases	Avg LOS	Avg Bill	Cases	Avg LOS	Avg Bill
Male	819	4.14	\$17,462	720	4.46	\$20,333	824	4.19	\$20,266	936	4.53	\$20,513	1,099	4.36	\$21,917
Female	365	3.69	\$15,729	326	4.06	\$17,683	486	3.95	\$16,387	556	4.28	\$15,754	585	4.40	\$18,294
Age Group	Cases	Avg LOS	Avg Bill	Cases	Avg LOS	Avg Bill	Cases	Avg LOS	Avg Bill	Cases	Avg LOS	Avg Bill	Cases	Avg LOS	Avg Bill
Ages 0-17	12	1.75	\$7,907	10	1.20	\$6,634	11	1.09	\$8,490	20	1.50	\$17,242	18	2.56	\$11,193
Ages 18-35	185	3.25	\$15,525	162	3.15	\$15,298	208	3.29	\$13,362	215	3.32	\$12,306	298	3.58	\$15,018
Ages 36-49	496	3.57	\$15,143	417	4.03	\$17,705	556	3.76	\$17,285	613	4.33	\$17,783	642	4.17	\$20,108
Ages 50-64	312	4.32	\$18,210	306	5.08	\$21,911	380	4.69	\$22,721	473	5.17	\$21,404	534	5.00	\$23,122
Ages 65+	179	5.57	\$21,691	151	5.15	\$24,984	155	5.17	\$22,878	171	4.55	\$23,063	192	4.71	\$25,291
TOTAL	1,184	4.00	\$16,928	1,046	4.33	\$19,507	1,310	4.10	\$18,827	1,492	4.44	\$18,739	1,684	4.37	\$20,659

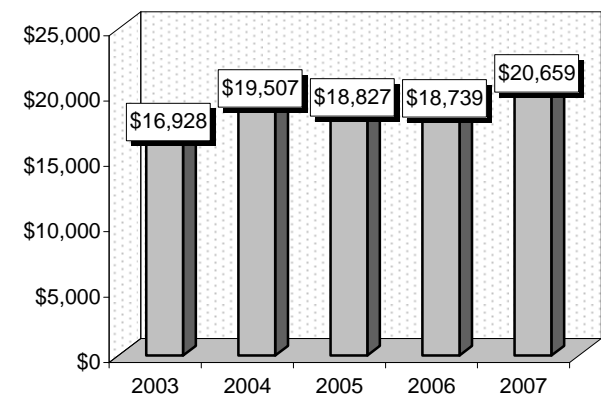
Patient Discharges



Average Length of Stay



Average Billed Charges



County / Hospital	2003			2004			2005			2006			2007		
	Cases	Avg LOS	Avg Bill	Cases	Avg LOS	Avg Bill	Cases	Avg LOS	Avg Bill	Cases	Avg LOS	Avg Bill	Cases	Avg LOS	Avg Bill
CLARK															
Desert Springs	67	4.01	\$25,562	56	4.48	\$22,418	42	4.76	\$34,175	47	6.09	\$31,218	57	2.91	\$19,739
Mountain View	31	4.71	\$22,819	32	4.41	\$31,468	29	4.17	\$22,359	39	2.79	\$18,871	58	3.97	\$28,640
North Vista	73	5.05	\$17,273	45	5.16	\$21,184	28	5.25	\$24,524	26	5.54	\$29,064	21	4.14	\$23,371
St. Rose-Rose de Lima	28	4.04	\$21,478	30	3.17	\$17,214	167	3.71	\$12,485	38	3.61	\$24,048	38	3.82	\$23,391
St. Rose-San Martin	0	0.00	\$0	0	0.00	\$0	0	0.00	\$0	1	5.00	\$32,043	21	3.33	\$19,441
St. Rose-Siena	32	3.84	\$18,918	41	4.95	\$20,915	47	3.32	\$22,972	42	3.67	\$25,978	57	3.95	\$27,660
Southern Hills	0	0.00	\$0	29	3.69	\$12,735	36	5.42	\$27,557	24	5.13	\$29,632	16	4.25	\$25,152
Spring Valley	9	2.44	\$16,880	41	4.02	\$20,981	65	3.48	\$20,849	41	3.66	\$21,587	33	4.79	\$29,484
Summerlin	35	3.74	\$23,368	33	4.64	\$31,602	40	3.33	\$23,688	37	3.41	\$22,229	29	3.69	\$30,890
Sunrise	210	2.88	\$14,789	111	4.49	\$24,384	118	4.06	\$25,831	97	4.73	\$30,209	125	4.27	\$32,181
UMC	143	4.42	\$16,351	116	4.97	\$17,793	121	3.95	\$20,830	163	4.17	\$22,679	166	4.55	\$29,701
Valley	70	3.41	\$18,377	71	4.56	\$27,373	67	4.73	\$25,376	292	3.42	\$12,300	292	3.41	\$14,121
TOTAL	698	3.79	\$18,034	605	4.54	\$22,440	760	4.04	\$21,709	847	3.98	\$20,818	913	3.88	\$23,547
WASHOE															
Carson Tahoe	235	3.81	\$9,345	191	3.46	\$10,365	229	4.74	\$11,722	320	5.49	\$13,540	279	6.13	\$16,223
Northern Nevada	24	6.00	\$30,153	29	5.79	\$23,078	21	4.29	\$20,311	18	4.06	\$19,961	160	3.98	\$13,215
Renown Regional	157	4.93	\$22,429	159	4.19	\$19,107	193	3.67	\$17,013	195	4.52	\$18,967	173	4.73	\$22,654
Renown S. Meadows	0	0.00	\$0	4	3.50	\$14,010	6	3.50	\$16,259	22	4.86	\$15,462	20	2.75	\$13,485
Saint Mary's	33	4.48	\$22,256	29	6.59	\$27,793	47	4.28	\$22,977	39	6.44	\$27,048	50	6.64	\$31,926
Sierra Surgery	0	0.00	\$0	0	0.00	\$0	0	0.00	\$0	0	0.00	\$0	0	0.00	\$0
TOTAL	449	4.37	\$15,981	412	4.12	\$15,896	496	4.25	\$15,266	594	5.17	\$16,474	682	5.21	\$18,219
RURAL															
Battle Mountain	0	0.00	\$0	1	2.00	\$3,392	0	0.00	\$0	0	0.00	\$0	0	0.00	\$0
Boulder City	3	4.33	\$8,833	1	4.00	\$6,135	5	5.60	\$9,445	2	1.50	\$7,341	6	3.50	\$7,302
Carson Valley	0	0.00	\$0	0	0.00	\$0	3	7.33	\$26,751	5	2.40	\$9,335	6	2.17	\$8,764
Churchill	5	2.00	\$13,128	7	3.29	\$13,419	12	4.17	\$14,404	7	4.71	\$20,505	18	2.78	\$15,641
Grover C. Dils	1	1.00	\$825	1	2.00	\$1,613	1	1.00	\$677	7	5.00	\$4,181	17	4.18	\$3,591
Humboldt	5	5.80	\$8,062	3	3.33	\$7,558	1	4.00	\$11,991	0	0.00	\$0	0	0.00	\$0
Incline Village	0	0.00	\$0	0	0.00	\$0	0	0.00	\$0	0	0.00	\$0	0	0.00	\$0
Mesa View	0	0.00	\$0	0	0.00	\$0	5	4.00	\$12,754	3	1.33	\$6,251	5	2.80	\$16,246
Mount Grant	1	10.00	\$20,086	0	0.00	\$0	0	0.00	\$0	5	5.40	\$9,584	2	2.00	\$3,178
Northeastern	7	1.71	\$6,519	6	3.50	\$16,416	8	2.63	\$11,229	8	3.13	\$16,414	9	2.22	\$11,782
Nye	2	3.00	\$3,436	2	4.00	\$7,041	4	3.00	\$7,480	2	2.00	\$5,426	7	3.29	\$8,963
Pershing	1	4.00	\$4,225	0	0.00	\$0	1	1.00	\$1,838	2	2.50	\$5,138	1	1.00	\$3,319
South Lyon	3	5.33	\$5,372	1	2.00	\$3,095	4	2.00	\$3,535	4	1.50	\$2,207	6	1.50	\$3,352
William Bee Ririe	9	3.00	\$5,847	7	2.57	\$5,164	10	3.00	\$8,032	6	3.67	\$13,076	12	3.92	\$12,209
TOTAL	37	3.46	\$7,536	29	3.10	\$9,640	54	3.65	\$10,978	51	3.45	\$10,599	89	3.07	\$9,722
ALL COUNTIES	1,184	4.00	\$16,928	1,046	4.33	\$19,507	1,310	4.10	\$18,827	1,492	4.44	\$18,739	1,684	4.37	\$20,659

